




# General Appropriations Act of the **BANGSAMORO**

*Optimizing the budget towards a transformative Bangsamoro*




FISCAL YEAR **2023**



# General Appropriations Act of the **BANGSAMORO**

*Optimizing the budget towards a transformative Bangsamoro*



FISCAL YEAR **2023**

# GENERAL APPROPRIATIONS ACT OF THE BANGSAMORO

## TABLE OF CONTENTS

### APPROPRIATION OF FUNDS

Section 1. Appropriation of Funds ..... 1

### BANGSAMORO GOVERNMENT BUDGET

BANGSAMORO TRANSITION AUTHORITY ..... 3

OFFICE OF THE CHIEF MINISTER ..... 7

MINISTRY OF FINANCE, AND BUDGET AND MANAGEMENT ..... 30

MINISTRY OF SOCIAL SERVICES AND DEVELOPMENT ..... 34

MINISTRY OF TRADE, INVESTMENTS AND TOURISM ..... 41

MINISTRY OF LABOR AND EMPLOYMENT ..... 47

MINISTRY OF TRANSPORTATION AND COMMUNICATIONS ..... 56

MINISTRY OF BASIC, HIGHER AND TECHNICAL EDUCATION ..... 67

MINISTRY OF INDIGENOUS PEOPLE’S AFFAIRS ..... 75

MINISTRY OF HEALTH ..... 82

MINISTRY OF PUBLIC WORKS ..... 97

MINISTRY OF THE INTERIOR AND LOCAL GOVERNMENT ..... 143

MINISTRY OF ENVIRONMENT, NATURAL RESOURCES AND ENERGY ..... 149

MINISTRY OF HUMAN SETTLEMENTS AND DEVELOPMENT ..... 157

MINISTRY OF SCIENCE AND TECHNOLOGY ..... 162

MINISTRY OF AGRICULTURE, FISHERIES AND AGRARIAN REFORMS ..... 168

MINISTRY OF PUBLIC ORDER AND SAFETY ..... 173

### OTHER EXECUTIVE OFFICES

OFFICE OF THE WALI OF THE BANGSAMORO ..... 179

BANGSAMORO YOUTH COMMISSION ..... 182

BANGSAMORO WOMEN COMMISSION ..... 186

BANGSAMORO SPORTS COMMISSION ..... 191

BANGSAMORO COMMISSION FOR THE PRESERVATION OF CULTURAL HERITAGE ..... 196

BANGSAMORO PLANNING AND DEVELOPMENT AUTHORITY ..... 202

BANGSAMORO ATTORNEY-GENERAL’S OFFICE ..... 206

BANGSAMORO PILGRIMAGE AUTHORITY ..... 210

COOPERATIVES AND SOCIAL ENTERPRISE AUTHORITY ..... 214

DEVELOPMENT ACADEMY OF THE BANGSAMORO ..... 217

BANGSAMORO HUMAN RIGHTS COMMISSION ..... 220

### SPECIAL PURPOSE FUND

PERSONNEL GRATUITY FUNDS ..... 226

MISCELLANEOUS PERSONNEL BENEFITS FUND ..... 227

CONTINGENT FUND ..... 228

SPECIAL DEVELOPMENT FUND ..... 230

LOCAL GOVERNMENT SUPPORT FUND ..... 232

STAFFING SUMMARY ..... 234

GENERAL PROVISIONS ..... 268



Republic of the Philippines  
Bangsamoro Autonomous Region in Muslim Mindanao  
**BANGSAMORO TRANSITION AUTHORITY PARLIAMENT**  
Bangsamoro Government Center, Cotabato City



**BANGSAMORO TRANSITION AUTHORITY  
(FIRST REGULAR SESSION)**

**BANGSAMORO AUTONOMY ACT NO. 32**

Begun and held in Cotabato City, on Thursday, the 15th day of September, 2022.

**AN ACT  
APPROPRIATING FUNDS FOR THE OPERATION OF THE BANGSAMORO  
GOVERNMENT FROM JANUARY ONE TO DECEMBER THIRTY-ONE, TWO  
THOUSAND AND TWENTY-THREE AND FOR OTHER PURPOSES**

Be it enacted by the Bangsamoro Transition Authority in Parliament assembled:

**Sec. 1. Appropriation of funds.** The amount of Eighty-Five Billion Three Hundred Fifty-Nine Million Three Hundred Fifteen Thousand Six Hundred Eighty-Seven Pesos (P85,359,315,687.00) is hereby appropriated out of the annual block grant, other subsidies from the National Government, share in the National Government taxes, fees and charges collected in the Bangsamoro territorial jurisdiction, unutilized prior years' appropriations from the Bangsamoro Treasury and projected collections on regional taxes, fees and charges for the operation of the Bangsamoro Government from January One to December Thirty-One, Two Thousand Twenty-Three, except where otherwise specifically provided herein:

BANGSAMORO  
GOVERNMENT  
BUDGET

**BANGSAMORO AUTONOMOUS REGION IN MUSLIM MINDANAO**

**I. BANGSAMORO TRANSITION AUTHORITY**

For general administration and support, support to operations, and operations as indicated  
hereunder ..... ₱ **3,939,145,853.00**

Appropriations, by Program (in pesos)

	Current Operating Expenditures			Total
	Personnel Services	Maintenance and Other Operating Expenses	Capital Outlays	
<b>General Administration and Support</b>	<b>233,220,449.00</b>	<b>196,895,403.00</b>	<b>38,491,758.00</b>	<b>468,607,610.00</b>
<b>Support to Operations</b>	<b>206,949,438.00</b>	<b>170,183,273.00</b>		<b>377,132,711.00</b>
<b>Operations</b>	<b>1,159,565,532.00</b>	<b>1,883,840,000.00</b>	<b>50,000,000.00</b>	<b>3,093,405,532.00</b>
Legislation		314,640,000.00	50,000,000.00	364,640,000.00
Representations/Constituency Building		1,026,816,000.00		1,026,816,000.00
Oversight		104,544,000.00		104,544,000.00
Philippine Congress - Bangsamoro Parliament Forum		10,000,000.00		10,000,000.00
Parliamentary Learning Program		40,000,000.00		40,000,000.00
Community Upliftment		120,000,000.00		120,000,000.00
Special Legislature Activities		267,840,000.00		267,840,000.00
<b>TOTAL 2023 APPROPRIATIONS</b>	<b>1,599,735,419.00</b>	<b>2,250,918,676.00</b>	<b>88,491,758.00</b>	<b>3,939,145,853.00</b>

**BANGSAMORO AUTONOMOUS REGION IN MUSLIM MINDANAO**

**I. BANGSAMORO TRANSITION AUTHORITY**

Appropriations, by Object of Expenditures  
(in pesos)

Current Operating Expenditures	(Cash-based) 2023
<b>Personnel Services</b>	
Permanent Positions	
Salaries and Wages	1,026,890,532.00
Total Permanent Positions	<u>1,026,890,532.00</u>
Other Compensation Common to All :	
Personnel Economic Relief Allowance	34,296,000.00
Representation Allowance	18,636,000.00
Transportation Allowance	18,636,000.00
Clothing and Uniform Allowance	8,574,000.00
Productivity Enhancement Incentives	7,145,000.00
Mid-Year Bonus	85,574,211.00
Year-End Bonus	85,574,211.00
Cash Gift	7,145,000.00
Total Other Compensation Common to All	<u>265,580,422.00</u>
Other Benefits	
Retirement and Life Insurance Premiums	123,226,864.00
PAG-IBIG Contributions	1,714,800.00
Philhealth Contributions	21,056,512.00
Employees Compensation Insurance Premiums	1,714,800.00
Total Other Benefits	<u>147,712,976.00</u>
Non-Permanent Positions	<u>159,551,489.00</u>
<b>Total Personnel Services</b>	<b><u>1,599,735,419.00</u></b>
<b>Maintenance and Other Operating Expenses</b>	
Traveling Expenses	226,307,500.00
Training and Scholarship Expenses	77,662,029.00
Supplies and Materials Expenses	107,260,000.00
Utility Expenses	37,300,000.00
Communication Expenses	23,820,000.00
Extraordinary and Miscellaneous Expenses	16,850,000.00
Professional Services	388,385,364.00
General Services	11,770,000.00
Repairs and Maintenance	24,600,000.00
Financial Assistance/Subsidy	313,200,000.00
Taxes, Insurance Premiums and Other Fees	2,000,000.00
Other Maintenance and Operating Expenses	
Advertising Expenses	10,416,000.00
Printing and Publication Expenses	14,158,000.00
Representation Expenses	542,028,300.00
Transportation and Delivery Expenses	2,864,000.00
Rent/Lease Expenses	120,738,000.00
Subscription Expenses	19,135,483.00
Other Maintenance and Operating Expenses	312,424,000.00
<b>Total Maintenance and Other Operating Expenses</b>	<b><u>2,250,918,676.00</u></b>
<b>Total Current Operating Expenditures</b>	<b><u>3,850,654,095.00</u></b>
<b>Capital Outlays</b>	
Machinery and Equipment	47,411,858.00
Transportation Equipment	21,079,900.00
Furniture, Fixtures and Books	20,000,000.00
<b>Total Capital Outlays</b>	<b><u>88,491,758.00</u></b>
<b>TOTAL APPROPRIATIONS</b>	<b><u>3,939,145,853.00</u></b>

## I. BANGSAMORO TRANSITION AUTHORITY

### ORGANIZATIONAL OUTCOMES

**MANDATE** The Bangsamoro Parliament shall exercise the powers granted to it under Section 5, Article VII of the Bangsamoro Organic Law.

**ENHANCED PRIORITY AGENDA** A Stronger BARMM Bureaucracy. Evolve a strong, responsive, and relevant BARMM bureaucracy through the enactment of the remaining priority codes and legislation. Promote good governance by enhancing enabling policies that impel transparency, accountability, and improvement of overall public financial management. Ensure horizontal and vertical alignment and integration of development plans at the national, regional, and local levels. Enhance capacity development support and develop an incentive scheme to encourage full functionality of constituent local government units.

### PERFORMANCE INFORMATION

<u>ORGANIZATIONAL OUTCOMES (OOs) / PERFORMANCE INDICATORS (PIs)</u>	<u>2023 TARGETS</u>
<b>1. LEGISLATION</b>	
<i>Outcome indicator(s):</i>	
1. Responsive and efficient legislative initiatives ensured	100%
<i>Output indicator(s):</i>	
1. Number of session days conducted	80
2. Percentage of bills enacted based on bills filed	15%
3. Percentage of resolutions adopted based on resolution filed	50%
4. Number of BAA published	15
5. Number of priority legislations enacted	15
<b>2. REPRESENTATIONS/CONSTITUENCY BUILDING</b>	
<i>Outcome indicator(s):</i>	
1. Parliament's engagement enhanced	10%
<i>Output indicator(s):</i>	
1. Number of constituency building conducted	960
2. Number of public consultations conducted	960
3. Number of public hearings conducted	120
<b>3. OVERSIGHT</b>	
<i>Outcome indicator(s):</i>	
1. Efficient Committee System enhanced	10%
<i>Output indicator(s):</i>	
1. Number of committee hearings/meetings	250
2. Chief Minister's Hour rendered	4
3. Number of committee reports	40
4. Number of oversight hearings conducted	22
<b>4. PARLIAMENTARY LEARNING PROGRAM</b>	
<i>Outcome indicator(s):</i>	
1. Percentage of parliamentary learning activities successfully completed	100%
<b>5. SPECIAL LEGISLATURE PROGRAM</b>	
<i>Outcome indicator(s):</i>	
1. Percentage of activities of the Special Legislature Program successfully conducted	100%



I. BANGSAMORO TRANSITION AUTHORITY

6. PHILIPPINE CONGRESS – BANGSAMORO PARLIAMENT FORUM

*Outcome indicator(s):*

- |  |      |
|--|------|
| 1. Percentage of Philippine Congress-Bangsamoro Parliament Forum activities successfully conducted | 100% |
|--|------|

C. SPECIAL PROVISIONS

1. Bangsamoro Parliament Program for Community and Cultural Acceleration. The amount of Three Hundred Eighty-Seven Million Eight Hundred Forty Thousand Pesos (₱387,840,000.00) herein appropriated shall be used exclusively for the following purposes:

Community Uplifment	₱120,000,000.00
Special Legislature Activities	267,840,000.00

The Ministry of Finance, and Budget and Management shall release the funds to the BTA Parliament on a monthly basis. Use of funds shall be subject to the submission of a written request by the Member of the Parliament (MP) to the Finance Services of the BTA Parliament specifying the purpose and the amount therefor.

2. Philippine Congress – Bangsamoro Parliament Forum. The amount of Ten Million Pesos (₱10,000,000.00) herein appropriated shall be used exclusively for the Philippine Congress–Bangsamoro Parliament Forum and shall be released upon the written request of the Majority Floor Leader to the Finance Services.

3. Parliament Learning Program. The amount of Forty Million Pesos (₱40,000,000.00) herein appropriated shall be used exclusively for Parliament Learning Program and shall be released upon request of the Member of the Parliament submitted to the Office of the Speaker.

4. Reporting and Posting Requirements. The implementing Ministries and Offices shall submit quarterly reports on its financial and physical accomplishments, within thirty (30) days after the end of every quarter, through the following:

- (a) Unified Reporting System (URS) or other electronic means for submission of reports;
- (b) Hardcopy submitted to the MFBM; and
- (c) Implementing Ministry/Office's website.

The implementing Ministries and Offices shall send written notice when said reports have been submitted or posted on its website to the MFBM and other offices where the submission of reports is required under existing laws, rules and regulations. The date of notice to said Ministries and Offices shall be considered the date of compliance with this requirement.

**BANGSAMORO AUTONOMOUS REGION IN MUSLIM MINDANAO**

**II. OFFICE OF THE CHIEF MINISTER**

For general administration and support, support to operations, and operations as indicated  
hereunder ..... ₱ **5,753,179,697.00**

Appropriations, by Program (in pesos)

	Current Operating Expenditures			Total
	Personnel Services	Maintenance and Other Operating Expenses	Capital Outlays	
<b>General Administration and Support</b>	<b>277,875,092.00</b>	<b>351,209,109.00</b>	<b>1,431,029,150.00</b>	<b>2,060,113,351.00</b>
Policy Formulation and Development Program	183,874,923.00	186,285,211.00	1,391,938,792.00	1,762,098,926.00
General Management and Supervision	94,000,169.00	164,923,898.00	39,090,358.00	298,014,425.00
<b>Support to Operations</b>	<b>22,109,138.00</b>	<b>38,166,052.00</b>	<b>28,148,289.00</b>	<b>88,423,479.00</b>
Planning, Research Development and Data Management Program	22,109,138.00	38,166,052.00	28,148,289.00	88,423,479.00
<b>Operations</b>	<b>21,505,092.00</b>	<b>2,843,252,775.00</b>	<b>739,885,000.00</b>	<b>3,604,642,867.00</b>
<i>Ayudang Medikal mula sa Bangsamoro Government (AMBaG)</i>	4,257,357.00	303,747,113.00		308,004,470.00
<i>Tulong Alay sa Bangsamorong Nangangailangan (TABANG)</i>	4,257,357.00	1,227,134,613.00	70,717,000.00	1,302,108,970.00
<i>Kapayapaan sa Pamayanan (KAPYANAN)</i>	4,330,126.00	65,724,600.00	50,228,000.00	120,282,726.00
Quick Response Fund		870,000,000.00	313,000,000.00	1,183,000,000.00
Support to Local Moral Governance	4,330,126.00	16,220,793.00	150,240,000.00	170,790,919.00
Marawi Rehabilitation Program	4,330,126.00	360,425,656.00	155,700,000.00	520,455,782.00
<b>TOTAL 2023 APPROPRIATIONS</b>	<b>321,489,322.00</b>	<b>3,232,627,936.00</b>	<b>2,199,062,439.00</b>	<b>5,753,179,697.00</b>

**BANGSAMORO AUTONOMOUS REGION IN MUSLIM MINDANAO**

**II. OFFICE OF THE CHIEF MINISTER**

Appropriations, by Object of Expenditures  
(in pesos)

Current Operating Expenditures	(Cash-based) 2023
<b>Personnel Services</b>	
Civilian Personnel	
Permanent Positions	
Salaries and Wages	188,071,692.00
Total Permanent Positions	<u>188,071,692.00</u>
Other Compensation Common to All :	
Personnel Economic Relief Allowance	5,832,000.00
Representation Allowance	5,940,000.00
Transportation Allowance	5,940,000.00
Clothing and Uniform Allowance	1,458,000.00
Subsistence Allowance	54,000.00
Laundry Allowance	5,400.00
Productivity Enhancement Incentives	1,215,000.00
Hazard Pay	176,855.00
Mid-Year Bonus	15,672,641.00
Year-End Bonus	15,672,641.00
Cash Gift	1,215,000.00
Total Other Compensation Common to All	<u>53,181,537.00</u>
Other Benefits	
Retirement and Life Insurance Premiums	22,568,604.00
PAG-IBIG Contributions	291,600.00
Philhealth Contributions	3,405,289.00
Employees Compensation Insurance Premiums	291,600.00
Total Other Benefits	<u>26,557,093.00</u>
Non-Permanent Positions	53,679,000.00
<b>Total Personnel Services</b>	<b><u>321,489,322.00</u></b>
<b>Maintenance and Other Operating Expenses</b>	
Traveling Expenses	135,819,003.00
Training and Scholarship Expenses	46,309,050.00
Supplies and Materials Expenses	1,043,689,069.00
Utility Expenses	16,278,949.00
Communication Expenses	5,358,570.00
Confidential, Intelligence and Extraordinary Expenses	
Confidential Expenses	6,000,000.00
Extraordinary and Miscellaneous Expenses	2,263,200.00
Professional Services	237,178,524.00
General Services	74,201,964.00
Repairs and Maintenance	21,164,972.00
Financial Assistance/Subsidy	1,571,749,300.00
Taxes, Insurance Premiums and Other Fees	3,156,886.00
Other Maintenance and Operating Expenses	
Advertising Expenses	4,026,000.00
Printing and Publication Expenses	4,954,250.00
Representation Expenses	15,354,070.00
Transportation and Delivery Expenses	247,200.00
Rent/Lease Expenses	29,850,672.00
Membership Dues and Contributions to Organizations	165,000.00
Subscription Expenses	4,861,257.00
Other Maintenance and Operating Expenses	10,000,000.00

II. OFFICE OF THE CHIEF MINISTER

<b>Total Maintenance and Other Operating Expenses</b>	<u>3,232,627,936.00</u>
<b>Total Current Operating Expenditures</b>	<u>3,554,117,258.00</u>
<b>Capital Outlays</b>	
Property, Plant and Equipment	
Land and Land Improvements	1,347,470,000.00
Infrastructure Assets	125,700,000.00
Buildings and Other Structures	387,549,685.00
Machinery and Equipment	182,169,754.00
Transportation Equipment	155,406,000.00
Furniture, Fixtures and Books	767,000.00
<b>Total Capital Outlays</b>	<u>2,199,062,439.00</u>
<b>TOTAL APPROPRIATIONS</b>	<u><u>5,753,179,697.00</u></u>

## II. OFFICE OF THE CHIEF MINISTER

### ORGANIZATIONAL OUTCOMES

#### MANDATE

The mandate of the Office of the Chief Minister (OCM) is to respond to the specific needs and requirements of the Chief Minister to achieve the purposes and objectives implied in the exercise of his/her powers and functions as the Head of the Bangsamoro.

#### ENHANCED PRIORITY AGENDA

**A Stronger BARMM Bureaucracy.** Evolve a strong, responsive, and relevant BARMM bureaucracy through the enactment of the remaining priority codes and legislation. Promote good governance by enhancing enabling policies that impel transparency, accountability, and improvement of overall public financial management. Ensure horizontal and vertical alignment and integration of development plans at the national, regional, and local levels. Enhance capacity development support and develop an incentive scheme to encourage full functionality of constituent local government units;

**Social Protection and Universal Health Care.** Boost responsiveness and timeliness of social protection services in order to mitigate vulnerability to economic, social, and environmental shocks and disasters. Improve equitable access to quality and affordable health care services, ensure protection from health financial risk and enhance modalities for diseases preparedness, prevention and management;

**Disaster Resilience and Climate-Change Adaptation.** Build resilience of communities to human-induced and natural disasters including emerging and re-emerging infectious diseases, and adaptive capacities to climate change by pursuing holistic approach to disaster prevention and mitigation, preparedness, response, recovery, and rehabilitation. Strengthen environment and natural resources protection, conservation, rehabilitation, and management through strict enforcement of laws and the enhancement of socially-cohesive development initiatives;

**Agri-fishery Productivity and Food Security.** Promote socio-economic development, facilitate poverty alleviation, and strengthen regional food security by improving production in the agri-fishery sector and promoting value chain. Develop and implement responsive policies and innovative convergence programs that increase access to needed capital, resources, training, facilities, and equipment by farmers and fisherfolks, as well as connect their produce and harvest to a bigger market;

**Investment in Transportation, Communications, and Other Strategic Infrastructure.** Develop a system of reliable and resilient infrastructure for land, sea, and air transportation, communications, commercial, social, industrial, environmental and other strategic infrastructure, to spur economic growth in the BARMM;

**Support to the Marawi Rehabilitation.** Provide meaningful and IDP-centered support to the ongoing rehabilitation, reconstruction, and recovery of Marawi City;

**Revenue Generation and Economic Comparative Advantage.** Intensify revenue generation through the creation of government-owned and -controlled corporations and other financial institutions, establishment of economic zones, and introduction of other initiatives to encourage investments and maximize the revenue potentials of the BARMM. Boost the economic development in BARMM by capitalizing on its comparative advantage when it comes to the economic potentials of its natural resources, the halal industry, ecotourism, the investment incentives in its existing and prospective economic zones, freeports, and industrial estates, and the development of Islamic banking and finance in the region. Enhance research and development, maximize science and technology, increase public and private partnerships, and endorse business-friendly policies;

**Digital Infrastructure and E-governance.** Build the needed digital infrastructure allowing for improved availability and accessibility of a digitized government, enhanced data privacy and security, and enhanced e-governance framework across the BARMM; and

## II. OFFICE OF THE CHIEF MINISTER

Bangsamoro Culture, Heritage, Identity and Diversity. Advance the mainstreaming of the rich culture, heritage, and identity of the peoples of the Bangsamoro. Provide avenues for the meaningful engagement and participation of the diverse populace of the Bangsamoro and establish appropriate institutions towards a self-sustaining and inclusive development of the women, youth, and other vulnerable sectors.

### PERFORMANCE INFORMATION

<u>ORGANIZATIONAL OUTCOMES (OOs) / PERFORMANCE INDICATORS (PIs)</u>	<u>2023 TARGETS</u>
<b>1. AYUDANG MEDIKAL MULA SA BANGSAMORO GOVERNMENT (AMBAG)</b>	
<i>Outcome indicator(s):</i>	
1. Percentage of health services assistance efficiently extended	95%
<i>Output indicator(s):</i>	
1. Percentage of assistance efficiently extended	98%
2. Number of beneficiaries served	27,740
<b>2. TULONG ALAY SA BANGSAMORONG NANGANGAILANGAN (TABANG)</b>	
<i>Outcome indicator(s):</i>	
1. Percentage of satisfactory rating on the effectiveness of the direct response initiatives to the Bangsamoro communities	90%
<i>Output indicator(s):</i>	
1. Number of beneficiaries receiving food and medical assistance	252,775
2. Number of beneficiary communities receiving food and medical assistance	1,556
3. Number of cooperatives assisted by livelihood intervention	335
4. Number of beneficiaries served with livelihood support	10,650
<b>3. KAPAYAPAAN SA PAMAYANAN ( KAPYANAN)</b>	
<i>Outcome indicator(s):</i>	
1. Percentage of satisfactory rating in the implementation of housing and livelihood intervention for the poorest of the poor in the Bangsamoro	80%
<i>Output indicator(s):</i>	
1. Percentage of core shelters implementation for the Bangsamoro people monitored	100%
2. Percentage of physical accomplishment of core shelters constructed	50%
3. Percentage of sustainable livelihood support for cooperatives of project beneficiaries assisted and monitored	100%
4. Percentage of core shelter constructed and awarded to the Bangsamoro people	30%
5. Percentage of satisfactory rating of the beneficiaries for the community base orientation	100%
<b>4. QUICK RESPONSE FUND</b>	
<i>Outcome indicator(s):</i>	
1. Percentage of support and operation on quick response efficiently extended	80%
<i>Output indicator(s):</i>	
1. Percentage of quick response extended in agriculture	80%
2. Percentage of quick response extended in health	80%
3. Percentage of quick response extended in social services	80%
4. Percentage of quick response extended in infrastructure and equipment	80%
<b>5. SUPPORT TO LOCAL MORAL GOVERNANCE</b>	
<i>Outcome indicator(s):</i>	
1. Percentage of satisfactory rating in the implementation of utilities and infrastructure facilities of SLMG in the Bangsamoro communities	80%

## II. OFFICE OF THE CHIEF MINISTER

### *Output indicator(s):*

- |  |      |
|--|------|
| 1. Number of public toilets with water component level 2   | 100  |
| 2. Percentage of SLMG infrastructure facilities implementation for the Bangsamoro people monitored | 100% |
| 3. Percentage of physical accomplishment of infrastructure facilities constructed                  | 50%  |

### 6. MARAWI REHABILITATION PROGRAM

### *Outcome indicator(s):*

- |   |     |
|---|-----|
| 1. Percentage of Marawi City IDP provided with assistance | 50% |
|---|-----|

### *Output indicator(s):*

- |   |       |
|---|-------|
| 1. Percentage of total Marawi Rehabilitation Fund allocated through project approvals | 100%  |
| 2. Number of IDPs who benefited from MRP projects                                     | 2,250 |
| 3. Percentage of implementation of all MRP projects                                   | 50%   |

## C. SPECIAL PROVISIONS

1. Quick Response Fund. The amount of One Billion One Hundred Eighty-Three Million Pesos (₱1,183,000,000.00) herein appropriated for the Quick Response Fund (QRF) shall serve as a stand-by fund to be exclusively used for:

(a) Agriculture	₱290,000,000.00
(b) Social Services	290,000,000.00
(c) Health	290,000,000.00
(d) Infrastructure and Equipment	313,000,000.00

Agriculture. The amount of Two Hundred Ninety Million Pesos (₱290,000,000.00) herein appropriated shall serve as a stand-by fund to be used for: (i) provision of various inputs for crops, livestock and poultry, and fisheries; (ii) provision of other assistance in the form of cash or culled live animals or equipment and supplies directly used to mitigate the effects of a disaster, and necessary tools and supplies to mitigate the effects of an ongoing disaster.

Social Services. The amount of Two Hundred Ninety Million Pesos (₱290,000,000.00) herein appropriated shall serve as a stand-by fund to be used for rehabilitation and relief programs.

Health. The amount of Two Hundred Ninety Million Pesos (₱290,000,000.00) herein appropriated shall serve as a stand-by fund to be used for the rehabilitation and repair of health facilities, replacement of medical equipment, as well as provision for emergency medical assistance.

Infrastructure and Equipment. The amount of Three Hundred Thirteen Million Pesos (₱313,000,000.00) herein appropriated shall serve as the stand-by fund to be used for reconstruction and rehabilitation programs, activities or projects.

These appropriations are made in order that the situation and living conditions of people in the Bangsamoro communities or areas affected by natural or human-induced calamities, epidemics, crises and catastrophes, which occurred in the last quarter of the immediately preceding year and those occurring during the current year may be normalized as quickly as possible.

Release of funds shall be subject to the following guidelines:

- OCM and appropriate Ministries shall conduct joint assessment of the status of the calamity afflicted communities in the BARM.
- The assessment report and recommendation shall be submitted to the Chief Minister for additional assistance that cannot be provided by appropriate Ministries.
- The OCM shall declare a state of calamity and direct MFBM for the appropriate funds.
- In no case shall the QRF be used for pre-disaster activities, such as conduct of training, insurance of assets, and public information and information initiatives, or any other purpose not authorized in this Act.

2. The Office of the Chief Minister shall issue Program Implementation Plan and Guidelines and submit to MFBM quarterly status report of implementation of the following programs:

- Ayudang Medikal mula sa Bangsamoro* Government (AMBAG);
- Tulong Alay sa Bangsamorong Nangangailangan* (TABANG);
- Kapayapaan sa Pamayanan* (KAPYANAN);
- Support to Local Moral Governance; and
- Marawi Rehabilitation Program.

3. *Kapayapaan sa Pamayanan* (KAPYANAN). The amount of Seventy-Eight Million Four Hundred Seventy Thousand Pesos (₱78,470,000.00) herein appropriated shall be exclusively used as follows:

## II. OFFICE OF THE CHIEF MINISTER

- (a) Forty Seven Million Four Hundred Seventy Thousand Pesos (₱47,470,000.00) for site development.
- (b) Thirty One Million Pesos (₱31,000,000.00) for hiring of additional professional services.

4. Foreign Travels. All official foreign travels of Ministries and Offices shall be charged against the Foreign Travelling Expenses under the Office of the Chief Minister, subject to accounting and auditing rules and regulations.

5. Land for Bangsamoro Government Centers. The amount appropriated herein amounting to One Billion Three Hundred Million Pesos (P1,300,000,000.00) shall be exclusively used for the procurement of land for the Bangsamoro Government Centers.

6. Administrative Costs of Special Programs. The amount herein appropriated to cover the administrative costs incurred in the implementation of Special Programs (AMBaG, TABANG, KAPYANAN, and SLMG) shall be excluded from their respective appropriations that are classified as For Later Release.

7. Reporting and Posting Requirements. The implementing Ministries shall submit quarterly reports on its financial and physical accomplishments, within thirty (30) days after the end of every quarter, through the following:

- (a) Unified Reporting System (URS) or other electronic means for submission of reports;
- (b) Hardcopy submitted to the MFBM; and
- (c) Implementing Ministry's website.

The implementing Ministries and Offices shall send written notice when said reports have been submitted or posted on its website to the MFBM and other Offices where the submission of reports is required under existing laws, rules and regulations. The date of notice to said Ministries and Offices shall be considered the date of compliance with this requirement.



**BANGSAMORO AUTONOMOUS REGION IN MUSLIM MINDANAO**

**II. OFFICE OF THE CHIEF MINISTER**

**A. BANGSAMORO INFORMATION OFFICE**

For general administration and support, support to operations, and operations as indicated  
 hereunder ..... **₱ 56,126,942.00**

Appropriations, by Program (in pesos)

	Current Operating Expenditures			Total
	Personnel Services	Maintenance and Other Operating Expenses	Capital Outlays	
<b>General Administration and Support</b>	<b>6,358,794.00</b>	<b>11,855,110.00</b>	<b>463,000.00</b>	<b>18,676,904.00</b>
<b>Support to Operations</b>		<b>2,822,000.00</b>		<b>2,822,000.00</b>
<b>Operations</b>	<b>18,511,528.00</b>	<b>16,116,510.00</b>		<b>34,628,038.00</b>
Strengthening of BARMM Linkages and Networks through Information Services	18,511,528.00	16,116,510.00		34,628,038.00
<b>TOTAL 2023 APPROPRIATIONS</b>	<b>24,870,322.00</b>	<b>30,793,620.00</b>	<b>463,000.00</b>	<b>56,126,942.00</b>

**BANGSAMORO AUTONOMOUS REGION IN MUSLIM MINDANAO**

**II. OFFICE OF THE CHIEF MINISTER**

**A. BANGSAMORO INFORMATION OFFICE**

Appropriations, by Object of Expenditures  
(in pesos)

Current Operating Expenditures	(Cash-based) 2023
<b>Personnel Services</b>	
Civilian Personnel	
Permanent Positions	
Salaries and Wages	17,485,932.00
Total Permanent Positions	<u>17,485,932.00</u>
Other Compensation Common to All :	
Personnel Economic Relief Allowance	888,000.00
Representation Allowance	210,000.00
Transportation Allowance	210,000.00
Clothing and Uniform Allowance	222,000.00
Productivity Enhancement Incentives	185,000.00
Mid-Year Bonus	1,457,161.00
Year-End Bonus	1,457,161.00
Cash Gift	185,000.00
Total Other Compensation Common to All	<u>4,814,322.00</u>
Other Benefits	
Retirement and Life Insurance Premiums	2,098,312.00
PAG-IBIG Contributions	44,400.00
Philhealth Contributions	382,956.00
Employees Compensation Insurance Premiums	44,400.00
Total Other Benefits	<u>2,570,068.00</u>
<b>Total Personnel Services</b>	<b><u>24,870,322.00</u></b>
<b>Maintenance and Other Operating Expenses</b>	
Traveling Expenses	3,366,368.00
Training and Scholarship Expenses	2,088,832.00
Supplies and Materials Expenses	1,620,204.00
Utility Expenses	509,546.00
Communication Expenses	352,280.00
Survey, Research, Exploration and Development Expenses	3,000,000.00
Extraordinary and Miscellaneous Expenses	109,200.00
Professional Services	6,714,444.00
General Services	726,336.00
Repairs and Maintenance	240,000.00
Taxes, Insurance Premiums and Other Fees	72,500.00
Other Maintenance and Operating Expenses	
Advertising Expenses	6,036,000.00
Printing and Publication Expenses	1,746,210.00
Representation Expenses	2,379,700.00
Rent/Lease Expenses	1,200,000.00
Subscription Expenses	132,000.00
Other Maintenance and Operating Expenses	500,000.00
<b>Total Maintenance and Other Operating Expenses</b>	<b><u>30,793,620.00</u></b>
<b>Total Current Operating Expenditures</b>	<b><u>55,663,942.00</u></b>
<b>Capital Outlays</b>	
Machinery and Equipment	463,000.00
<b>Total Capital Outlays</b>	<b><u>463,000.00</u></b>
<b>TOTAL APPROPRIATIONS</b>	<b><u>56,126,942.00</u></b>

## II. OFFICE OF THE CHIEF MINISTER

### A. BANGSAMORO INFORMATION OFFICE

#### ORGANIZATIONAL OUTCOMES

**MANDATE** The Bangsamoro Information Office is mandated to be the center of information through the Bangsamoro Autonomous Region's communication platforms to promote transparency, moral governance, and to enrich the quality of public discourse.

**ENHANCED PRIORITY AGENDA** Quality and Holistic Education. Improve access to quality and holistic education through the strengthening of the education system including the madaris system by investing in human resource development, skills training, and learning continuity programs, and advancing science, technology, and innovation.

#### PERFORMANCE INFORMATION

##### ORGANIZATIONAL OUTCOMES (OOs) / PERFORMANCE INDICATORS (PIs) 2023 TARGETS

##### 1. STRENGTHENING OF BARMM LINKAGES AND NETWORKS THROUGH INFORMATION SERVICES

*Outcome indicator(s):*

1. Percentage of satisfactory rating in the promotion of programs and thrusts of the BARMM government	90%
---	-----

*Output indicator(s):*

1. Number of press releases on BARMM agencies' activities posted and dispatched to media	480
2. Number of episodes of BARMM radio program maintained and aired regularly	51
3. Number of surveys on the listenership of Radyo Bangsamoro	17
4. Number of newscast episodes maintained and aired through Pasada Alasyete	242
5. Number of press conferences and media exposures coordinated and promoted for public awareness	12
6. Number of Media Conferences conducted	4
7. Number of Bangsamoro Government Publicity messages published	4
8. Number of copies of Bangsamoro Gazette published	900
9. Number of BIO Newsletter published	12
10. Number of survey and focused-group discussions conducted on the Satisfactory Rating of BARMM Government Services and Programs	3
11. Percentage of information feedbacking and feed-forwarding mechanisms received and interacted with Bangsamoro communities through Social Media	50%
12. Number of Focused-Group Discussions on BIO's programs conducted	3

#### C. SPECIAL PROVISION

1. Reporting and Posting Requirements. The implementing Ministries and Offices shall submit quarterly reports on its financial and physical accomplishments, within thirty (30) days after the end of every quarter, through the following:

- (a) Unified Reporting System (URS) or other electronic means for submission of reports;
- (b) Hardcopy submitted to the MFBM; and
- (c) Implementing Ministry/Office's website.

The implementing Ministries and Offices shall send written notice when said reports have been submitted or posted on its website to the MFBM and other offices where the submission of reports is required under existing laws, rules and regulations. The date of notice to said Ministries and Offices shall be considered the date of compliance with this requirement.

**BANGSAMORO AUTONOMOUS REGION IN MUSLIM MINDANAO**

**II. OFFICE OF THE CHIEF MINISTER**

**B. BANGSAMORO DARUL-IFTA'**

For general administration and support, support to operations, and operations as indicated  
hereunder .....

**₱ 46,402,272.00**

Appropriations, by Program (in pesos)

	Current Operating Expenditures			Total
	Personnel Services	Maintenance and Other Operating Expenses	Capital Outlays	
<b>General Administration and Support</b>	<b>7,093,274.00</b>	<b>11,160,570.00</b>		<b>18,253,844.00</b>
<b>Support to Operations</b>		<b>1,694,250.00</b>		<b>1,694,250.00</b>
<b>Operations</b>	<b>20,836,978.00</b>	<b>5,617,200.00</b>		<b>26,454,178.00</b>
Promulgation of Religious Edicts	20,836,978.00	5,617,200.00		26,454,178.00
<b>TOTAL 2023 APPROPRIATIONS</b>	<b>27,930,252.00</b>	<b>18,472,020.00</b>		<b>46,402,272.00</b>

**BANGSAMORO AUTONOMOUS REGION IN MUSLIM MINDANAO**

**II. OFFICE OF THE CHIEF MINISTER**

**B. BANGSAMORO DARUL-IFTA'**

Appropriations, by Object of Expenditures  
(in pesos)

Current Operating Expenditures	(Cash-based) 2023
 <b>Personnel Services</b>	
Civilian Personnel	
Permanent Positions	
Salaries and Wages	19,276,824.00
Total Permanent Positions	<u>19,276,824.00</u>
Other Compensation Common to All :	
Personnel Economic Relief Allowance	720,000.00
Representation Allowance	720,000.00
Transportation Allowance	720,000.00
Clothing and Uniform Allowance	180,000.00
Productivity Enhancement Incentives	150,000.00
Mid-Year Bonus	1,606,402.00
Year-End Bonus	1,606,402.00
Cash Gift	150,000.00
Total Other Compensation Common to All	<u>5,852,804.00</u>
Other Benefits	
Retirement and Life Insurance Premiums	2,313,219.00
PAG-IBIG Contributions	36,000.00
Philhealth Contributions	415,405.00
Employees Compensation Insurance Premiums	36,000.00
Total Other Benefits	<u>2,800,624.00</u>
<b>Total Personnel Services</b>	<b><u>27,930,252.00</u></b>
 <b>Maintenance and Other Operating Expenses</b>	
Traveling Expenses	2,782,188.00
Training and Scholarship Expenses	1,301,250.00
Supplies and Materials Expenses	779,180.00
Utility Expenses	413,146.00
Communication Expenses	432,600.00
Extraordinary and Miscellaneous Expenses	225,600.00
Professional Services	5,789,520.00
General Services	726,336.00
Repairs and Maintenance	240,000.00
Taxes, Insurance Premiums and Other Fees	45,000.00
Other Maintenance and Operating Expenses	
Advertising Expenses	618,000.00
Printing and Publication Expenses	4,247,200.00
Representation Expenses	240,000.00
Subscription Expenses	132,000.00
Other Maintenance and Operating Expenses	500,000.00
<b>Total Maintenance and Other Operating Expenses</b>	<b><u>18,472,020.00</u></b>
<b>Total Current Operating Expenditures</b>	<b><u>46,402,272.00</u></b>
<b>TOTAL APPROPRIATIONS</b>	<b><u>46,402,272.00</u></b>

## II. OFFICE OF THE CHIEF MINISTER

### B. BANGSAMORO DARUL-IFTA'

#### ORGANIZATIONAL OUTCOMES

**MANDATE** The Bangsamoro Darul-Ifta' is mandated to strengthen Islamic preaching and guidance, and utilize knowledge and social capital of the Ulama for the common good.

**ENHANCED PRIORITY AGENDA** Quality and Holistic Education. Improve access to quality and holistic education through the strengthening of the education system including the madaris system by investing in human resource development, skills training, and learning continuity programs, and advancing science, technology, and innovation.

#### PERFORMANCE INFORMATION

##### ORGANIZATIONAL OUTCOMES (OOs) / PERFORMANCE INDICATORS (PIs)

##### 2023 TARGETS

#### 1. PROMULGATION OF RELIGIOUS EDICTS

*Outcome indicator(s):*

1. Percentage of issuances and promulgation of religious edicts implemented 100%

*Output indicator(s):*

1. Number of issuances of fatwa promulgated and issued	6
2. Number of Islamic rulings provided	312
3. Number of interfaith/intrafaith dialogues for peace promoted and conducted	4
4. Number of dual calendars prepared and distributed	4,000

#### C. SPECIAL PROVISION

1. Reporting and Posting Requirements. The implementing Ministries and Offices shall submit quarterly reports on its financial and physical accomplishments, within thirty (30) days after the end of every quarter, through the following:

- (a) Unified Reporting System (URS) or other electronic means for submission of reports;
- (b) Hardcopy submitted to the MFBM; and
- (c) Implementing Ministry/Office's website.

The implementing Ministries and Offices shall send written notice when said reports have been submitted or posted on its website to the MFBM and other offices where the submission of reports is required under existing laws, rules and regulations. The date of notice to said Ministries and Offices shall be considered the date of compliance with this requirement.

**BANGSAMORO AUTONOMOUS REGION IN MUSLIM MINDANAO**

**II. OFFICE OF THE CHIEF MINISTER**

**C. BANGSAMORO BOARD OF INVESTMENTS**

For general administration and support, support to operations, and operations as indicated  
 hereunder ..... **23,943,305.00**

Appropriations, by Program (in pesos)

	Current Operating Expenditures			Total
	Personnel Services	Maintenance and Other Operating Expenses	Capital Outlays	
<b>General Administration and Support</b>	<b>12,687,334.00</b>	<b>5,312,968.00</b>	<b>190,000.00</b>	<b>18,190,302.00</b>
<b>Support to Operations</b>		<b>1,077,100.00</b>		<b>1,077,100.00</b>
<b>Operations</b>	<b>2,195,625.00</b>	<b>2,480,278.00</b>		<b>4,675,903.00</b>
Promotional and Investment Services	2,195,625.00	2,480,278.00		4,675,903.00
<b>TOTAL 2023 APPROPRIATIONS</b>	<b>14,882,959.00</b>	<b>8,870,346.00</b>	<b>190,000.00</b>	<b>23,943,305.00</b>

**BANGSAMORO AUTONOMOUS REGION IN MUSLIM MINDANAO**

**II. OFFICE OF THE CHIEF MINISTER**

**C. BANGSAMORO BOARD OF INVESTMENTS**

Appropriations, by Object of Expenditures  
(in pesos)

Current Operating Expenditures	(Cash-based) 2023
 <b>Personnel Services</b>	
Civilian Personnel	
Permanent Positions	
Salaries and Wages	10,456,344.00
Total Permanent Positions	<u>10,456,344.00</u>
Other Compensation Common to All :	
Personnel Economic Relief Allowance	312,000.00
Representation Allowance	342,000.00
Transportation Allowance	342,000.00
Clothing and Uniform Allowance	78,000.00
Productivity Enhancement Incentives	65,000.00
Mid-Year Bonus	871,362.00
Year-End Bonus	871,362.00
Cash Gift	65,000.00
Total Other Compensation Common to All	<u>2,946,724.00</u>
Other Benefits	
Retirement and Life Insurance Premiums	1,254,762.00
PAG-IBIG Contributions	15,600.00
Philhealth Contributions	193,929.00
Employees Compensation Insurance Premiums	15,600.00
Total Other Benefits	<u>1,479,891.00</u>
<b>Total Personnel Services</b>	<b><u>14,882,959.00</u></b>
 <b>Maintenance and Other Operating Expenses</b>	
Traveling Expenses	2,395,428.00
Training and Scholarship Expenses	489,450.00
Supplies and Materials Expenses	354,478.00
Utility Expenses	179,030.00
Communication Expenses	216,300.00
Extraordinary and Miscellaneous Expenses	109,200.00
Professional Services	2,894,760.00
General Services	550,200.00
Repairs and Maintenance	110,000.00
Taxes, Insurance Premiums and Other Fees	22,500.00
Other Maintenance and Operating Expenses	
Advertising Expenses	123,600.00
Printing and Publication Expenses	515,000.00
Representation Expenses	410,400.00
Other Maintenance and Operating Expenses	500,000.00
<b>Total Maintenance and Other Operating Expenses</b>	<b><u>8,870,346.00</u></b>
<b>Total Current Operating Expenditures</b>	<b><u>23,753,305.00</u></b>
 <b>Capital Outlays</b>	
Machinery and Equipment	190,000.00
<b>Total Capital Outlays</b>	<b><u>190,000.00</u></b>
<b>TOTAL APPROPRIATIONS</b>	<b><u>23,943,305.00</u></b>



## II. OFFICE OF THE CHIEF MINISTER

### C. BANGSAMORO BOARD OF INVESTMENTS

#### ORGANIZATIONAL OUTCOMES

##### MANDATE

The Bangsamoro Board of Investments is mandated to promote the development of the regional and national economy in consonance with the principles and objectives of achieving global competitiveness, fostering economic efficiency, encouraging and supporting investments that promote region-wide development, and creating productive and quality employment.

##### ENHANCE PRIORITY AGENDA

Revenue Generation and Economic Comparative Advantage. Intensify revenue generation through the creation of government-owned and -controlled corporations and other financial institutions, establishment of economic zones, and introduction of other initiatives to encourage investments and maximize the revenue potentials of the BARMM. Boost the economic development in BARMM by capitalizing on its comparative advantage when it comes to the economic potentials of its natural resources, the halal industry, ecotourism, the investment incentives in its existing and prospective economic zones, freeports, and industrial estates, and the development of Islamic banking and finance in the region. Enhance research and development, maximize science and technology, increase public and private partnerships, and endorse business-friendly policies.

##### PERFORMANCE INFORMATION

###### ORGANIZATIONAL OUTCOMES (OOs) / PERFORMANCE INDICATORS (PIs)

###### 2023 TARGETS

###### 1. PROMOTIONAL AND INVESTMENT SERVICES

###### *Outcome indicator(s):*

- |  |     |
|--|-----|
| 1. Percentage of actual investments from investment pledges in BARMM | 50% |
|--|-----|

###### *Output indicator(s):*

- |   |     |
|---|-----|
| 1. Percentage of approved/denied application for registration of enterprises in BARMM                             | 95% |
| 2. Percentage of enterprises availed tax incentives in accordance to the provisions of the Bangsamoro Organic Law | 95% |

#### C. SPECIAL PROVISIONS

1. Reporting and Posting Requirements. The implementing Ministries and Offices shall submit quarterly reports on its financial and physical accomplishments, within thirty (30) days after the end of every quarter, through the following:

- (a) Unified Reporting System (URS) or other electronic means for submission of reports;
- (b) Hardcopy submitted to the MFBM; and
- (c) Implementing Ministry/Office's website.

The implementing Ministries and Offices shall send written notice when said reports have been submitted or posted on its website to the MFBM and other offices where the submission of reports is required under existing laws, rules and regulations. The date of notice to said Ministries and Offices shall be considered the date of compliance with this requirement.

**BANGSAMORO AUTONOMOUS REGION IN MUSLIM MINDANAO**

**II. OFFICE OF THE CHIEF MINISTER**

**D. BANGSAMORO INFORMATION AND COMMUNICATIONS TECHNOLOGY OFFICE**

For general administration and support, support to operations, and operations as indicated  
hereunder .....

₱ **45,392,620.00**  
=====

Appropriations, by Program (in pesos)

	Current Operating Expenditures			Total
	Personnel Services	Maintenance and Other Operating Expenses	Capital Outlays	
<b>General Administration and Support</b>	<b>2,911,090.00</b>	<b>9,761,649.00</b>		<b>12,672,739.00</b>
<b>Support to Operations</b>		<b>3,187,790.00</b>		<b>3,187,790.00</b>
<b>Operations</b>	<b>12,471,791.00</b>	<b>7,060,300.00</b>	<b>10,000,000.00</b>	<b>29,532,091.00</b>
Harmonization of Bangsamoro Agenda on Information Communications Technology	12,471,791.00	7,060,300.00	10,000,000.00	29,532,091.00
<b>TOTAL 2023 APPROPRIATIONS</b>	<b>15,382,881.00</b>	<b>20,009,739.00</b>	<b>10,000,000.00</b>	<b>45,392,620.00</b>

**BANSAMORO AUTONOMOUS REGION IN MUSLIM MINDANAO**

**II. OFFICE OF THE CHIEF MINISTER**

**D. BANGSAMORO INFORMATION AND COMMUNICATIONS TECHNOLOGY OFFICE**

Appropriations, by Object of Expenditures  
(in pesos)

Current Operating Expenditures	(Cash-based) 2023
<b>Personnel Services</b>	
Civilian Personnel	
Permanent Positions	
Salaries and Wages	10,822,476.00
Total Permanent Positions	<u>10,822,476.00</u>
Other Compensation Common to All :	
Personnel Economic Relief Allowance	456,000.00
Representation Allowance	210,000.00
Transportation Allowance	210,000.00
Clothing and Uniform Allowance	114,000.00
Mid-Year Bonus	901,873.00
Year-End Bonus	901,873.00
Cash Gift	95,000.00
Productivity Enhancement Incentives	95,000.00
Total Other Compensation Common to All	<u>2,983,746.00</u>
Other Benefits	
Retirement and Life Insurance Premiums	1,298,698.00
PAG-IBIG Contributions	22,800.00
Philhealth Contributions	232,361.00
Employees Compensation Insurance Premiums	22,800.00
Total Other Benefits	<u>1,576,659.00</u>
<b>Total Personnel Services</b>	<b><u>15,382,881.00</u></b>
<b>Maintenance and Other Operating Expenses</b>	
Traveling Expenses	3,962,340.00
Training and Scholarship Expenses	5,283,900.00
Supplies and Materials Expenses	859,714.00
Utility Expenses	261,659.00
Communication Expenses	185,400.00
Awards/Rewards, Prizes and Indemnities	105,000.00
Extraordinary and Miscellaneous Expenses	109,200.00
Professional Services	4,157,940.00
General Services	726,336.00
Repairs and Maintenance	14,400.00
Taxes, Insurance Premiums and Other Fees	72,500.00
Other Maintenance and Operating Expenses	
Advertising Expenses	123,600.00
Printing and Publication Expenses	206,000.00
Representation Expenses	436,950.00
Rent/Lease Expenses	630,000.00
Subscription Expenses	2,374,800.00
Other Maintenance and Operating Expenses	500,000.00
<b>Total Maintenance and Other Operating Expenses</b>	<b><u>20,009,739.00</u></b>
<b>Total Current Operating Expenditures</b>	<b><u>35,392,620.00</u></b>
<b>Capital Outlays</b>	
Property, Plant and Equipment	
Machinery and Equipment	10,000,000.00
<b>Total Capital Outlays</b>	<b><u>10,000,000.00</u></b>
<b>TOTAL APPROPRIATIONS</b>	<b><u>45,392,620.00</u></b>

## II. OFFICE OF THE CHIEF MINISTER

### D. BANGSAMORO INFORMATION AND COMMUNICATIONS TECHNOLOGY OFFICE

#### ORGANIZATIONAL OUTCOMES

**MANDATE** The BICTO shall be the primary policy, planning, coordinating and implementing body in BARMM for promoting, developing and regulating the use of efficient and effective information and communication technology infrastructure, systems, facilities, and services to support sound, systematic, transparent, and accountable form of governance.

**ENHANCED PRIORITY AGENDA** Digital Infrastructure and E-governance. Build the needed digital infrastructure allowing for improved availability and accessibility of a digitized government, enhanced data privacy and security, and enhanced e-governance framework across the BARMM

#### PERFORMANCE INFORMATION

##### ORGANIZATIONAL OUTCOMES (OQs) / PERFORMANCE INDICATORS (PIs)

##### 2023 TARGETS

#### 1. HARMONIZATION OF BANGSAMORO AGENDA ON INFORMATION COMMUNICATIONS TECHNOLOGY

*Outcome indicator(s):*

1. Percentage of ICT plans, policies, infrastructures and systems formulated and established.	65%
---	-----

*Output indicator(s):*

1. Number of ICT plans and programs formulated	1
2. Number of policies and standards adapted, developed and implemented	3
3. Number of Intranet in BARMM Regional Office established	1
4. Number of technical services provided to the ministries and offices	200
5. Number of ICT trainings conducted	9
6. Number of IT Professionals trained	50
7. Number of Bangsamoro ICT users capacitated	200
8. Number of ICT Summit conducted	1

#### C. SPECIAL PROVISION

1. Intranet for BARMM Ministries and Offices. The amount of Ten Million Pesos (10,000,000.00) herein appropriated under Harmonization of Bangsamoro Agenda on Information Communications Technology shall be exclusively used for the provision of ICT Equipment for the Intranet of BARMM Ministries and Offices, subject to the submission of Program Implementation Plan and Guidelines (PIPG).

2. Reporting and Posting Requirements. The implementing Ministries and Offices shall submit quarterly reports on its financial and physical accomplishments, within thirty (30) days after the end of every quarter, through the following:

- Unified Reporting System (URS) or other electronic means for submission of reports;
- Hardcopy submitted to the MFBM; and
- Implementing Ministry/Office's website.

The implementing Ministries and Offices shall send written notice when said reports have been submitted or posted on its website to the MFBM and other offices where the submission of reports is required under existing laws, rules and regulations. The date of notice to said Ministries and Offices shall be considered the date of compliance with this requirement.

**BANGSAMORO AUTONOMOUS REGION IN MUSLIM MINDANAO**

**II. OFFICE OF THE CHIEF MINISTER**

**E. OFFICE FOR SETTLER COMMUNITIES**

For general administration and support, support to operations, and operations as indicated  
hereunder .....

₱ **34,007,507.00**

Appropriations, by Program (in pesos)

	Current Operating Expenditures			Total
	Personnel Services	Maintenance and Other Operating Expenses	Capital Outlays	
<b>General Administration and Support</b>	<b>7,160,284.00</b>	<b>9,091,471.00</b>	<b>120,000.00</b>	<b>16,371,755.00</b>
<b>Support to Operations</b>		<b>1,210,500.00</b>		<b>1,210,500.00</b>
<b>Operations</b>	<b>5,283,612.00</b>	<b>11,141,640.00</b>		<b>16,425,252.00</b>
Promotion of the Welfare of Settler Communities in the Bangsamoro Region	5,283,612.00	11,141,640.00		16,425,252.00
<b>TOTAL 2023 APPROPRIATIONS</b>	<b>12,443,896.00</b>	<b>21,443,611.00</b>	<b>120,000.00</b>	<b>34,007,507.00</b>

**BANGSAMORO AUTONOMOUS REGION IN MUSLIM MINDANAO**

**II. OFFICE OF THE CHIEF MINISTER**

**E. OFFICE FOR SETTLER COMMUNITIES**

Appropriations, by Object of Expenditures  
(in pesos)

Current Operating Expenditures	(Cash-based) 2023
<b>Personnel Services</b>	
Civilian Personnel	
Permanent Positions	
Salaries and Wages	8,674,200.00
Total Permanent Positions	<u>8,674,200.00</u>
Other Compensation Common to All :	
Personnel Economic Relief Allowance	384,000.00
Representation Allowance	210,000.00
Transportation Allowance	210,000.00
Clothing and Uniform Allowance	96,000.00
Mid-Year Bonus	722,850.00
Year-End Bonus	722,850.00
Cash Gift	80,000.00
Productivity Enhancement Incentives	80,000.00
Total Other Compensation Common to All	<u>2,505,700.00</u>
Other Benefits	
Retirement and Life Insurance Premiums	1,040,904.00
PAG-IBIG Contributions	19,200.00
Philhealth Contributions	184,692.00
Employees Compensation Insurance Premiums	19,200.00
Total Other Benefits	<u>1,263,996.00</u>
<b>Total Personnel Services</b>	<u><b>12,443,896.00</b></u>
<b>Maintenance and Other Operating Expenses</b>	
Traveling Expenses	6,205,590.00
Training and Scholarship Expenses	5,268,050.00
Supplies and Materials Expenses	1,052,892.00
Utility Expenses	385,603.00
Communication Expenses	227,400.00
Extraordinary and Miscellaneous Expenses	109,200.00
Professional Services	3,947,940.00
General Services	726,336.00
Repairs and Maintenance	240,000.00
Taxes, Insurance Premiums and Other Fees	72,500.00
Other Maintenance and Operating Expenses	
Advertising Expenses	123,600.00
Printing and Publication Expenses	206,000.00
Representation Expenses	886,500.00
Rent/Lease Expenses	1,360,000.00
Subscription Expenses	132,000.00
Other Maintenance and Operating Expenses	500,000.00
<b>Total Maintenance and Other Operating Expenses</b>	<u><b>21,443,611.00</b></u>
<b>Total Current Operating Expenditures</b>	<u><b>33,887,507.00</b></u>

E. OFFICE FOR SETTLER COMMUNITIES

**Capital Outlays**

Property, Plant and Equipment  
Machinery and Equipment

120,000.00

**Total Capital Outlays**

120,000.00

**TOTAL APPROPRIATIONS**

34,007,507.00

## II. OFFICE OF THE CHIEF MINISTER

### E. OFFICE FOR SETTLER COMMUNITIES

#### ORGANIZATIONAL OUTCOMES

**MANDATE** The Office for Settler Communities is mandated to ensure that settlers enjoy the rights guaranteed to them by the Bangsamoro Organic Law, the Constitution, and all other laws as may be enacted by the Bangsamoro Parliament.

**ENHANCED PRIORITY AGENDA** A Stronger BARMM Bureaucracy. Evolve a strong, responsive, and relevant BARMM bureaucracy through the enactment of the remaining priority codes and legislation. Promote good governance by enhancing enabling policies that impel transparency, accountability, and improvement of overall public financial management. Ensure horizontal and vertical alignment and integration of development plans at the national, regional, and local levels. Enhance capacity development support and develop an incentive scheme to encourage full functionality of constituent local government units

#### PERFORMANCE INFORMATION

##### ORGANIZATIONAL OUTCOMES (OOs) / PERFORMANCE INDICATORS (PIs) 2023 TARGETS

#### 1. PROMOTION OF THE WELFARE OF SETTLER COMMUNITIES IN THE BANGSAMORO REGION

*Outcome indicator(s):*

1. Percentage of satisfactory rating on promoting the welfare of settler communities in the region 90%

*Output indicator(s):*

1. Number of leaders and community members from settler communities coordinated	500
2. Number of MOU/MOA with BARMM agencies and other partners signed	3
3. Number of media practitioners and individuals involved in OSC advocacy promotion of settler communities	400
4. Number of beneficiaries from settler communities facilitated with livelihood support	225
5. Number of policy on the welfare of settler communities in BARMM formulated	5
6. Number of individual from settler communities participated in activities related to Bangsamoro peace process	1100
7. Number of leaders from settler communities involved in intra and inter-cultural dialogue and conversations	250
8. Number of beneficiaries from settler communities facilitated with the access to basic social services in BARMM	300

#### C. SPECIAL PROVISION

1. Reporting and Posting Requirements. The implementing Ministries and Offices shall submit quarterly reports on its financial and physical accomplishments, within thirty (30) days after the end of every quarter, through the following:

- (a) Unified Reporting System (URS) or other electronic means for submission of reports;
- (b) Hardcopy submitted to the MFBM; and
- (c) Implementing Ministry/Office's website.

The implementing Ministries and Offices shall send written notice when said reports have been submitted or posted on its website to the MFBM and other offices where the submission of reports is required under existing laws, rules and regulations. The date of notice to said Ministries and Offices shall be considered the date of compliance with this requirement.



BANGSAMORO AUTONOMOUS REGION IN MUSLIM MINDANAO

III. MINISTRY OF FINANCE, AND BUDGET AND MANAGEMENT

For general administration and support, support to operations, and operations as indicated  
 hereunder ..... ₱ **358,293,385.00**

Appropriations, by Program (in pesos)

	Current Operating Expenditures			Total
	Personnel Services	Maintenance and Other Operating Expenses	Capital Outlays	
<b>General Administration and Support</b>	<b>45,914,629.00</b>	<b>56,080,174.00</b>	<b>2,400,000.00</b>	<b>104,394,803.00</b>
<b>Support to Operations</b>	<b>23,924,955.00</b>	<b>30,346,518.00</b>	<b>80,000.00</b>	<b>54,351,473.00</b>
<b>Operations</b>	<b>110,233,825.00</b>	<b>88,482,084.00</b>	<b>831,200.00</b>	<b>199,547,109.00</b>
Expenditure Management Program	52,939,190.00	35,742,703.00	281,200.00	88,963,093.00
Asset Management Program	27,812,246.00	26,416,178.00	400,000.00	54,628,424.00
Financial Sustainability and Revenue Strengthening Program	29,482,389.00	26,323,203.00	150,000.00	55,955,592.00
<b>TOTAL 2023 APPROPRIATIONS</b>	<b>180,073,409.00</b>	<b>174,908,776.00</b>	<b>3,311,200.00</b>	<b>358,293,385.00</b>

**BANGSAMORO AUTONOMOUS REGION IN MUSLIM MINDANAO**

**III. MINISTRY OF FINANCE, AND BUDGET AND MANAGEMENT**

Appropriations, by Object of Expenditures  
(in pesos)

Current Operating Expenditures	(Cash-based) 2023
 <b>Personnel Services</b>	
Permanent Positions	
Salaries and Wages	126,988,800.00
Total Permanent Positions	<u>126,988,800.00</u>
Other Compensation Common to All :	
Personnel Economic Relief Allowance	5,544,000.00
Representation Allowance	2,052,000.00
Transportation Allowance	2,052,000.00
Clothing and Uniform Allowance	1,386,000.00
Productivity Enhancement Incentives	1,155,000.00
Mid-Year Bonus	10,582,400.00
Year-End Bonus	10,582,400.00
Cash Gift	1,155,000.00
Total Other Compensation Common to All	<u>34,508,800.00</u>
Other Benefits	
Retirement and Life Insurance Premiums	15,238,663.00
PAG-IBIG Contributions	277,200.00
Philhealth Contributions	2,782,746.00
Employees Compensation Insurance Premiums	277,200.00
Total Other Benefits	<u>18,575,809.00</u>
<b>Total Personnel Services</b>	<b><u>180,073,409.00</u></b>
 <b>Maintenance and Other Operating Expenses</b>	
Traveling Expenses	22,551,470.00
Training and Scholarship Expenses	48,013,530.00
Supplies and Materials Expenses	12,614,072.00
Utility Expenses	3,133,878.00
Communication Expenses	1,900,520.00
Awards/Rewards, Prizes and Indemnities	966,000.00
Survey, Research, Exploration and Development Expenses	8,411,522.00
Extraordinary and Miscellaneous Expenses	805,200.00
Professional Services	33,870,001.00
General Services	5,700,000.00
Repairs and Maintenance	4,299,000.00
Taxes, Insurance Premiums and Other Fees	2,170,500.00
Other Maintenance and Operating Expenses	
Advertising Expenses	1,465,000.00
Printing and Publication Expenses	6,524,000.00
Representation Expenses	16,493,690.00
Transportation and Delivery Expenses	537,000.00
Rent/Lease Expenses	3,422,000.00
Membership Dues and Contributions to Organizations	357,000.00
Subscription Expenses	659,800.00
Other Maintenance and Operating Expenses	1,014,593.00
<b>Total Maintenance and Other Operating Expenses</b>	<b><u>174,908,776.00</u></b>
<b>Total Current Operating Expenditures</b>	<b><u>354,982,185.00</u></b>
 <b>Capital Outlays</b>	
Machinery and Equipment	1,680,000.00
Furniture, Fixtures and Books	831,200.00
Leased Assets Improvements	800,000.00
<b>Total Capital Outlays</b>	<b><u>3,311,200.00</u></b>
<b>TOTAL APPROPRIATIONS</b>	<b><u>358,293,385.00</u></b>

### III. MINISTRY OF FINANCE, AND BUDGET AND MANAGEMENT

#### ORGANIZATIONAL OUTCOMES

<b>MANDATE</b>	The Ministry of Finance, and Budget and Management is primarily mandated to evolve sound, efficient and responsive fiscal management and utilization of resources. It shall be responsible for the formulation, institutionalization and administration of fiscal policies in coordination with other concerned ministries, agencies and instrumentalities of the Bangsamoro Government.
<b>ENHANCED PRIORITY AGENDA</b>	<p>A Stronger BARMM Bureaucracy. Evolve a strong, responsive, and relevant BARMM bureaucracy through the enactment of the remaining priority codes and legislation. Promote good governance by enhancing enabling policies that impel transparency, accountability, and improvement of overall public financial management. Ensure horizontal and vertical alignment and integration of development plans at the national, regional, and local levels. Enhance capacity development support and develop an incentive scheme to encourage full functionality of constituent local government units;</p> <p>Revenue Generation and Economic Comparative Advantage. Intensify revenue generation through the creation of government-owned and -controlled corporations and other financial institutions, establishment of economic zones, and introduction of other initiatives to encourage investments and maximize the revenue potentials of the BARMM. Boost the economic development in BARMM by capitalizing on its comparative advantage when it comes to the economic potentials of its natural resources, the halal industry, ecotourism, the investment incentives in its existing and prospective economic zones, freeports, and industrial estates, and the development of Islamic banking and finance in the region. Enhance research and development, maximize science and technology, increase public and private partnerships, and endorse business-friendly policies.</p>

#### PERFORMANCE INFORMATION

<u>ORGANIZATIONAL OUTCOMES (OOs) / PERFORMANCE INDICATORS (PIs)</u>	<u>2023 TARGETS</u>
<b>1. EXPENDITURE MANAGEMENT PROGRAM</b>	
<i>Outcome indicator(s):</i>	
1. Fund management procedure efficiency	Increasing
2. Utilization of annual budget increased	Increasing
3. Compliance rate to reportorial documents increased	Increasing
<b>1.1. Regional and Local Expenditure Management Strengthening Program</b>	
<i>Output indicator(s):</i>	
1. Percentage of expenditure management policies adopted/issued on target date	90%
2. Percentage of request for budget authorization and variation acted upon within the prescribed period	90%
3. Percentage of mandatory budget documents under the responsibility of MFBM submitted on time	100%
<b>1.2. Organizational and Productivity Enhancement Program</b>	
<i>Output indicator(s):</i>	
1. Percentage of proposed policies on organization, staffing, position classification and compensation issued/adopted within the target date	85%
2. Percentage of approved action on organization, staffing, position classification and compensation released by MFBM within the target date	85%
3. Percentage of target financial practitioners capacitated with public financial management and other expenditure management expertise	95%
4. No. of budget information and training plan modules published	12
<b>1.3. Financial Transparency and Performance Management Program</b>	
<i>Output indicator(s):</i>	
1. Percentage of accountability policies/directives adopted/issued on the target date	100%
2. No. of M/O/As performance review conducted within the prescribed period	5

### III. MINISTRY OF FINANCE, AND BUDGET AND MANAGEMENT

#### 2. ASSET MANAGEMENT PROGRAM

*Outcome indicator(s):*

- |   |            |
|---|------------|
| 1. Asset management efficiency improved | Increasing |
|---|------------|

##### 2.1. Financial Asset Management Improvement Program

*Output indicator(s):*

- |  |       |
|--|-------|
| 1. Percentage of increased in local revenue collection   | 8-10% |
| 2. No. of asset registry assessment activities conducted | 2     |

##### 2.2. Regional Accounting Improvement Project

*Output indicator(s):*

- |   |      |
|---|------|
| 1. Percentage of NTAs provided to requesting parties within the prescribed period | 90%  |
| 2. Percentage of bank reconciliation statement submitted to COA on time           | 100% |

##### 2.3. Local Coordination on Revenue Administration Program

*Output indicator(s):*

- |  |     |
|--|-----|
| 1. Percentage of LGUs within BARMM capacitated on tax reforms, policy-directives, and issuances                    | 60% |
| 2. Percentage of LGU shares released to LGUs upon receipt of complete documents from NGAs within the target period | 75% |

#### 3. FINANCIAL SUSTAINABILITY AND REVENUE STRENGTHENING PROGRAM

*Outcome indicator(s):*

- |   |            |
|---|------------|
| 1. Percentage of sources other than block grant increased | Increasing |
|---|------------|

##### 3.1. Fiscal Policy Strengthening Program

*Output indicator(s):*

- |  |     |
|--|-----|
| 1. Percentage of fiscal policy advisories developed and issued or updated and disseminated | 60% |
| 2. Percentage of revenue policy research and formulation conducted within schedule         | 80% |

##### 3.2. Islamic banking and Finance System Development and Promotion Program

*Output indicator(s):*

- |   |     |
|---|-----|
| 1. Percentage of Islamic Finance initiatives conducted on time as targeted                          | 70% |
| 2. Percentage of information, education, and other promotional activities conducted within schedule | 70% |
| 3. Percentage of support to Shari'ah Supervisory Board and other institutions extended              | 80% |

#### C. SPECIAL PROVISIONS

1. Financial Sustainability and Revenue Strengthening Program. The amount of Twenty-Six Million Three Hundred Twenty-Three Thousand Two Hundred Three Pesos (₱26,323,203.00) herein appropriated shall be used for Financial Sustainability and Revenue Strengthening Program, of which the amount of Two Million One Hundred Forty-Eight Thousand Five Hundred Ten Pesos (₱2,148,510.00) shall be exclusively used for Survey, Research, Exploration and Development expenses for policy research, issuance, and institutionalization of fiscal policies and the amount of Five Million One Hundred Fifty-Nine Thousand Five Hundred Pesos (₱5,159,500.00) shall be used for promotion and capacity building on Islamic Finance and banking system.

2. Support to Shari'ah Supervisory Board. The amount Eight Million One Hundred Eighty-Eight Thousand Two Hundred Eight pesos (₱8,188,208.00) herein appropriated shall be used for the Support to Shari'ah Supervisory Board, of which the amount of Seven Million One Hundred Forty-Three Thousand Four Hundred Eight pesos (₱7,143,408.00) shall be exclusively used for Professional Services.

3. Reporting and Posting Requirements. The implementing Ministry shall submit quarterly reports on its financial and physical accomplishments within thirty (30) days after the end of every quarter, or earlier as may be required, through the following:

- Unified Reporting System (URS) or other electronic means for submissions of report; and
- MFBM Website

The MFBM shall send written notice when said reports have been submitted or posted on its website to offices where the submission of reports is required under existing laws, rules, and regulations. The date of such notice to said offices shall be considered the date of compliance with this requirement.

BANGSAMORO AUTONOMOUS REGION IN MUSLIM MINDANAO

IV. MINISTRY OF SOCIAL SERVICES AND DEVELOPMENT

For general administration and support, support to operations, and operations as indicated  
 hereunder ..... ₱ **3,070,979,617.00**

Appropriations, by Program (in pesos)

	Current Operating Expenditures			Total
	Personnel Services	Maintenance and Other Operating Expenses	Capital Outlays	
<b>General Administration and Support</b>	<b>53,165,702.00</b>	<b>131,700,016.00</b>	<b>40,043,216.00</b>	<b>224,908,934.00</b>
<b>Support to Operations</b>	<b>33,327,659.00</b>	<b>34,234,030.00</b>		<b>67,561,689.00</b>
<b>Operations</b>	<b>214,188,347.00</b>	<b>2,521,716,005.00</b>	<b>42,604,642.00</b>	<b>2,778,508,994.00</b>
Family and Community Welfare Program	196,763,316.00	659,978,679.00		856,741,995.00
Child and Youth Welfare Program	7,167,140.00	168,169,995.00	12,298,442.00	187,635,577.00
Women's Welfare Program	1,651,243.00	14,941,800.00		16,593,043.00
Older Persons and Persons with Disabilities Welfare Program	1,769,760.00	263,688,342.00	2,136,200.00	267,594,302.00
Disaster Risk Reduction and Emergency Assistance Program	6,836,888.00	1,414,937,189.00	28,170,000.00	1,449,944,077.00
<b>TOTAL 2023 APPROPRIATIONS</b>	<b>300,681,708.00</b>	<b>2,687,650,051.00</b>	<b>82,647,858.00</b>	<b>3,070,979,617.00</b>

**BANGSAMORO AUTONOMOUS REGION IN MUSLIM MINDANAO**

**IV. MINISTRY OF SOCIAL SERVICES AND DEVELOPMENT**

Appropriations, by Object of Expenditures  
(in pesos)

Current Operating Expenditures	(Cash-based) 2023
 <b>Personnel Services</b>	
Permanent Positions	
Salaries and Wages	211,278,744.00
Total Permanent Positions	<u>211,278,744.00</u>
Other Compensation Common to All :	
Personnel Economic Relief Allowance	12,216,000.00
Representation Allowance	1,272,000.00
Transportation Allowance	1,272,000.00
Clothing and Uniform Allowance	3,054,000.00
Productivity Enhancement Incentives	2,545,000.00
Mid-Year Bonus	17,606,562.00
Year-End Bonus	17,606,562.00
Cash Gift	2,545,000.00
Total Other Compensation Common to All	<u>58,117,124.00</u>
Other Benefits	
Retirement and Life Insurance Premiums	25,353,453.00
PAG-IBIG Contributions	610,800.00
Philhealth Contributions	4,710,787.00
Employees Compensation Insurance Premiums	610,800.00
Total Other Benefits	<u>31,285,840.00</u>
<b>Total Personnel Services</b>	<b><u>300,681,708.00</u></b>
 <b>Maintenance and Other Operating Expenses</b>	
Traveling Expenses	27,328,500.00
Training and Scholarship Expenses	71,661,894.00
Supplies and Materials Expenses	803,668,427.00
Utility Expenses	8,209,700.00
Communication Expenses	2,495,220.00
Extraordinary and Miscellaneous Expenses	696,000.00
Professional Services	65,000,492.00
Consultancy Services	2,500,000.00
General Services	24,788,224.00
Repairs and Maintenance	5,921,310.00
Financial Assistance/Subsidy	1,597,506,800.00
Taxes, Insurance Premiums and Other Fees	2,687,100.00
Other Maintenance and Operating Expenses	
Advertising Expenses	7,518,000.00
Printing and Publication Expenses	9,816,461.00
Representation Expenses	10,154,550.00
Transportation and Delivery Expenses	19,902,145.00
Rent/Lease Expenses	13,362,268.00
Membership Dues and Contributions to Organizations	1,360,000.00
Subscription Expenses	1,332,000.00
Other Maintenance and Operating Expenses	11,740,960.00
<b>Total Maintenance and Other Operating Expenses</b>	<b><u>2,687,650,051.00</u></b>

IV. MINISTRY OF SOCIAL SERVICES AND DEVELOPMENT

<b>Total Current Operating Expenditures</b>	<b><u>2,988,331,759.00</u></b>
<b>Capital Outlays</b>	
Land and Land Improvements	6,610,400.00
Buildings and Other Structures	27,237,816.00
Machinery and Equipment	1,100,000.00
Transportation Equipment	30,880,000.00
Furniture, Fixtures and Books	12,819,642.00
Intangible Assets Outlay	4,000,000.00
<b>Total Capital Outlays</b>	<b><u>82,647,858.00</u></b>
<b>TOTAL APPROPRIATIONS</b>	<b><u><u>3,070,979,617.00</u></u></b>

## IV. MINISTRY OF SOCIAL SERVICES AND DEVELOPMENT

### ORGANIZATIONAL OUTCOMES

**MANDATE** The Ministry of Social Services and Development shall provide a balanced and responsive approach to social welfare whereby the rights, needs, and interests of all citizens within its jurisdiction, with special focus on the marginalized and vulnerable sectors, including women, children, senior citizens, differently-abled persons, indigenous cultural communities, internally displaced persons, and those similarly situated by analogy, are protected and addressed at all times, especially during the existence of a crisis, whether natural or human-induced, that affects their well-being and their participation in community affairs.

**ENHANCED PRIORITY AGENDA** Digital Infrastructure and E-governance. Build the needed digital infrastructure allowing for improved availability and accessibility of a digitized government, enhanced data privacy and security, and enhanced e-governance framework across the BARMM.

Social Protection and Universal Health Care. Boost responsiveness and timeliness of social protection services in order to mitigate vulnerability to economic, social, and environmental shocks and disasters. Improve equitable access to quality and affordable health care services, ensure protection from health financial risk and enhance modalities for diseases preparedness, prevention and management.

Disaster Resilience and Climate-Change Adaptation. Build resilience of communities to human-induced and natural disasters including emerging and re-emerging infectious diseases, and adaptive capacities to climate change by pursuing holistic approach to disaster prevention and mitigation, preparedness, response, recovery, and rehabilitation. Strengthen environment and natural resources protection, conservation, rehabilitation, and management through strict enforcement of laws and the enhancement of socially-cohesive development initiatives.

### PERFORMANCE INFORMATION

#### ORGANIZATIONAL OUTCOMES (OOs) / PERFORMANCE INDICATORS (PIs)

#### 2023 TARGETS

##### 1. FAMILY AND COMMUNITY WELFARE PROGRAM

*Outcome indicator(s):*

1. Percentage of total poor Bangsamoro families with increased access to social protection services and improved levels of well-being.	6% of the total poor Bangsamoro families
--	--

*Output indicator(s):*

1. No. of disadvantaged and vulnerable families who have improved access to capital acquired practical skills for income-generating activities, and motivation to go into gainful employment or entrepreneurship.	28,432
2. No. of vulnerable individuals provided with assistance to alleviate their immediate needs.	22,072
3. No. of stakeholders actively involved in the delivery of social welfare services and social protection.	700
4. No. of individuals with increased awareness on social issues.	4,630

##### 2. CHILD AND YOUTH WELFARE PROGRAM

*Outcome indicator(s):*

1.No. of poor and vulnerable children and youth (0-24 years old) with increased access to social protection services, improved levels of well-being, reduced vulnerabilities, and empowered to claim their rights.	5,595
--	-------

*Output indicator(s):*

1. No. of individuals with increased awareness on social issues.	573
2. No. of stakeholders actively involved in the delivery of social welfare services and social protection.	289
3. No. of vulnerable individuals provided with assistance to alleviate their	



#### IV. MINISTRY OF SOCIAL SERVICES AND DEVELOPMENT

immediate needs.	2,980
4. No. of efficient IMS systems established to effectively and safely collect, store, analyze and share data.	1
5. No. of social service structures established or strengthened to address social issues in the community.	30
6. No. of centers operated and supported by MSSD which dispense services for the improved welfare of individuals facing crises, the promotion of their rights and welfare, and the empowerment of community-based self-help organizations and structures.	1,748
<b>3. WOMEN'S WELFARE PROGRAM</b>	
<i>Outcome indicator(s):</i>	
1. No. of vulnerable women, including victims-survivors of gender-based violence, provided with assistance to alleviate their immediate needs and address their interests.	3,820
<i>Output indicator(s):</i>	
1. No. of individuals with increased awareness on social issues.	840
2. No. of volunteers mobilized and trained to respond to social issues in the community.	240
3. No. of vulnerable individuals provided with assistance to alleviate their immediate needs.	3,140
4. No. of efficient IMS systems established to effectively and safely collect, store, analyze and share data.	1
5. No. of centers operated and supported by MSSD which dispense services for the improved welfare of individuals facing crises, the promotion of their rights and welfare, and the empowerment of community-based self-help organizations and structures.	11
<b>4. OLDER PERSONS AND PERSONS WITH DISABILITY WELFARE PROGRAM</b>	
<i>Outcome indicator(s):</i>	
1. No. of vulnerable and indigent older persons have access to need-based assistance that will promote and improve their quality of life.	4,139
2. No. of vulnerable and indigent persons with disabilities (PWDs) increased access to social protection interventions that address their immediate needs to help them meet their full potential.	38,369
<i>Output indicator(s):</i>	
1. No. of vulnerable individuals provided with assistance to alleviate their immediate needs.	42,108
2. No. of individuals with increased awareness on social issues.	400
3. No. of centers operated and supported by MSSD which dispense services for the improved welfare of individuals facing crises, the promotion of their rights and welfare, and the empowerment of community-based self-help organizations and structures.	2
<b>5. DISASTER RISK REDUCTION AND EMERGENCY ASSISTANCE PROGRAM</b>	
<i>Outcome indicator(s):</i>	
1. Percentage of the total poor households provided with timely and appropriate life-saving emergency assistance to alleviate their immediate needs.	30% of the total poor households
<i>Output indicator(s):</i>	
1. No. of households provided with timely and appropriate life-saving support to alleviate distressed/displaced individuals/families and those who are victims of natural and human-induced disasters or crises.	138,342
2. No. of volunteers mobilized and trained to respond to social issues in the community.	12,400
3. No. of vulnerable individuals provided with assistance to alleviate their immediate needs.	21,330

#### IV. MINISTRY OF SOCIAL SERVICES AND DEVELOPMENT

##### C. SPECIAL PROVISIONS

1. Human Resource Information System (HRIS). The amount of Two Million Five Hundred Thousand Pesos (P2,500,000.00) herein appropriated shall be exclusively used for the procurement of Consulting Services for the HRIS Development.
2. Unlad Pamilyang Bangsamoro. The amount of Five Hundred Two Million Six Hundred Eighty-Seven Thousand Eight Hundred Nine Pesos (P 502,687,809.00) herein appropriated under the Family and Community Welfare Program shall be exclusively used for the provision of assistance to poor households, subject to the submission of the Program Implementation Plan and Guidelines, list of validated beneficiaries and quarterly status report of implementation to MFBM.
3. Layag Bajau. The amount of Sixty-Seven Million Two Hundred Forty Thousand One Hundred Sixty Pesos (P 67,240,160.00) herein appropriated under the Family and Community Welfare Program shall be exclusively used for the provision of assistance to poor Badjau households, subject to the submission of the Program Implementation Plan and Guidelines, list of validated beneficiaries and quarterly status report of implementation to MFBM.
4. Angat Bangsamoro Kabataan Tungo sa Karunungan. The amount of Eighty-Five Million Two Hundred Sixteen Thousand Pesos (P 85,216,000.00) herein appropriated under the Family and Community Welfare Program shall be exclusively used for the provision of educational assistance to children of disadvantaged families and other needy adults, subject to the submission of the Program Implementation Plan and Guidelines, list of validated beneficiaries and quarterly status report of implementation to MFBM.
5. Day Care Workers Honorarium. The amount of Forty Million Six Hundred Eighty Thousand Pesos (P40,680,000.00) herein appropriated under the Child and Youth Welfare Program shall be exclusively used for the augmentation of Honorarium for Day Care Workers (DCWs), subject to the submission of the Program Implementation Plan and Guidelines.
6. Kupkop Program. The amount of Ninety Million Pesos (P90,000,000.00) herein appropriated under the Child and Youth Welfare Program shall be exclusively used for the provision of Financial Assistance for orphans, trafficked, disengaged children and youth, subject to the submission of the Program Implementation Plan and Guidelines, list of validated beneficiaries and quarterly status report of implementation to MFBM.
7. Operationalization of Bahay Pag-asa. The amount of Fourteen Million Six Hundred Thirty-Five Thousand One Hundred Four Pesos (P14,635,104.00) herein appropriated under the Child and Youth Welfare Program shall be exclusively used for the operation of Bahay Pag-asa.
8. Hadiya Package. The amount of Seventeen Million Five Hundred Ninety-Five Thousand Pesos (P17,595,000.00) of Supplies and Materials herein appropriated under the Older Persons and Persons with Disability Program shall be exclusively used for the provision of care packages for Senior Citizens, subject to the submission of the Program Implementation Plan and Guidelines, list of validated beneficiaries and quarterly status report of implementation to MFBM.
9. Assistive Devices. The amount of Twelve Million Five Hundred Sixteen Thousand One Hundred Pesos (P12,516,100.00) of Supplies and Materials herein appropriated shall be exclusively used for the provision of assistive devices, of which Six Million Two Hundred Fifty-Eight Thousand Fifty Pesos (P6,258,050.00) shall be used exclusively for Older Persons and another Six Million Two Hundred Fifty-Eight Thousand Fifty Pesos (P6,258,050.00) shall be used exclusively for Persons with Disabilities, subject to the submission of the Program Implementation Plan and Guidelines, list of validated beneficiaries and quarterly status report of implementation to MFBM.
10. Kalinga Para sa may Kapansanan. The amount of Two Hundred Seventeen Million Eight Hundred Thousand Pesos (P217,800,000.00) herein appropriated under Older Persons and Persons with Disability Program shall be exclusively used for assistance to Persons with Disability, subject to the submission of the Program Implementation Plan and Guidelines, list of validated beneficiaries and quarterly status report of implementation to MFBM.
11. Emergency Relief Assistance. The amount of Five Hundred Fifty-One Million Two Hundred Forty-Three Thousand Five Hundred Sixty-Nine Pesos (P551,243,569.00) herein appropriated under the Emergency Assistance Program shall be exclusively used for the procurement of welfare goods for emergency relief assistance to needy individuals and families including Internally Displaced Persons (IDPs), subject to submission of quarterly status report of implementation to MFBM.
12. Emergency Shelter Assistance. The amount of One Hundred Sixty-Five Million Pesos (P165,000,000.00) herein appropriated under the Emergency Assistance Program shall be exclusively used for the provision of Emergency Shelter Assistance, subject to submission of the Program Implementation Plan and Guidelines.
13. Ligtas Pamilya Program. The amount of Forty-Eight Million Pesos (P48,000,000.00) of Supplies and Materials herein appropriated under Emergency Assistance Program shall be exclusively used for Provision of Disaster Risk Reduction Kits to vulnerable families, subject to submission of the Program Implementation Plan and Guidelines.

#### IV. MINISTRY OF SOCIAL SERVICES AND DEVELOPMENT

14. Multi-Purpose Cash Assistance Program. The amount of Sixty Million Pesos (P60,000,000.00) of Financial Assistance/Subsidy herein appropriated under Emergency Assistance Program shall be exclusively used for provision of assistance as support for anticipatory action, response and recovery to vulnerable families, subject to submission of the Program Implementation Plan and Guidelines.

15. Lingkod Pamayanan Para sa Kapayapaan Program. The amount of Eighty-Six Million Four Hundred Thousand Pesos (P86,400,000.00) of Financial Assistance/Subsidy herein appropriated under Emergency Assistance Program shall be exclusively used for the provision of financial subsidy to volunteers of community services program for Disaster Risk Reduction and protective services, subject to submission of the Program Implementation Plan and Guidelines.

16. Water Sanitation and Hygiene Intervention. The amount of Seventy-Five Million Two Hundred Ninety-Three Thousand Pesos (P75,293,000.00) of Supplies and Materials herein appropriated under Emergency Assistance Program shall be exclusively used for the provision of hygiene kits to vulnerable families, subject to submission of the Program Implementation Plan and Guidelines.

17. Bangsamoro CARES. The amount of Two Hundred Ninety Million Pesos (P290,000,000.00) herein appropriated under Emergency Assistance Program shall be exclusively used for Critical Assistance in Response to Emergency Situation, subject to the submission of list of validated beneficiaries and quarterly status report of implementation to MFBM.

18. Reporting and Posting Requirements. The implementing Ministries and Offices shall submit quarterly reports on its financial and physical accomplishments, within thirty (30) days after the end of every quarter, through the following:

- (a) Unified Reporting System (URS) or other electronic means for submission of reports;
- (b) Hardcopy submitted to the MFBM; and
- (c) Implementing Ministry/Office's website.

The implementing Ministries and Offices shall send written notice when said reports have been submitted or posted on its website to the MFBM and other offices where the submission of reports is required under existing laws, rules, and regulations. The date of notice to said Ministries and Offices shall be considered the date of compliance with this requirement.

BANGSAMORO AUTONOMOUS REGION IN MUSLIM MINDANAO

V. MINISTRY OF TRADE, INVESTMENTS AND TOURISM

For general administration and support, support to operations, and operations as indicated  
 hereunder ..... ₱ **476,743,722.00**

Appropriations, by Program (in pesos)

	Current Operating Expenditures			Total
	Personnel Services	Maintenance and Other Operating Expenses	Capital Outlays	
<b>General Administration and Support</b>	<b>60,998,518.00</b>	<b>69,857,421.00</b>	<b>11,040,108.00</b>	<b>141,896,047.00</b>
<b>Support to Operations</b>	<b>12,357,475.00</b>	<b>30,545,408.00</b>	<b>570,650.00</b>	<b>43,473,533.00</b>
<b>Operations</b>	<b>124,258,929.00</b>	<b>136,402,640.00</b>	<b>30,712,573.00</b>	<b>291,374,142.00</b>
Promotion and Development of Trade and Industry	68,568,630.00	92,758,710.00	3,000,000.00	164,327,340.00
Promotion and Development of Tourism	17,015,619.00	20,853,000.00		37,868,619.00
Investment Promotion and Facilitation	10,182,835.00	5,945,300.00	1,800,000.00	17,928,135.00
Ecozone Development	20,383,722.00	7,945,836.00	1,800,000.00	30,129,558.00
Freeport Ecozone Services	8,108,123.00	8,899,794.00	24,112,573.00	41,120,490.00
<b>TOTAL 2023 APPROPRIATIONS</b>	<b>197,614,922.00</b>	<b>236,805,469.00</b>	<b>42,323,331.00</b>	<b>476,743,722.00</b>

**BANGSAMORO AUTONOMOUS REGION IN MUSLIM MINDANAO**

**V. MINISTRY OF TRADE, INVESTMENTS AND TOURISM**

Appropriations, by Object of Expenditures  
(in pesos)

Current Operating Expenditures	(Cash-based) 2023
<b>Personnel Services</b>	
Permanent Positions	
Salaries and Wages	138,422,580.00
Total Permanent Positions	<u>138,422,580.00</u>
Other Compensation Common to All :	
Personnel Economic Relief Allowance	6,072,000.00
Representation Allowance	2,892,000.00
Transportation Allowance	2,892,000.00
Clothing and Uniform Allowance	1,518,000.00
Productivity Enhancement Incentives	1,265,000.00
Mid-Year Bonus	11,535,215.00
Year-End Bonus	11,535,215.00
Cash Gift	1,265,000.00
Total Other Compensation Common to All	<u>38,974,430.00</u>
Other Benefits	
Retirement and Life Insurance Premiums	16,610,712.00
PAG-IBIG Contributions	303,600.00
Philhealth Contributions	3,000,000.00
Employees Compensation Insurance Premiums	303,600.00
Total Other Benefits	<u>20,217,912.00</u>
<b>Total Personnel Services</b>	<u><b>197,614,922.00</b></u>
<b>Maintenance and Other Operating Expenses</b>	
Traveling Expenses	34,825,600.00
Training and Scholarship Expenses	42,807,690.00
Supplies and Materials Expenses	12,758,991.00
Utility Expenses	3,979,704.00
Communication Expenses	3,009,820.00
Awards/Rewards, Prizes and Indemnities	1,090,000.00
Extraordinary and Miscellaneous Expenses	1,788,000.00
Professional Services	34,205,588.00
Consultancy Services	2,000,000.00
General Services	11,621,376.00
Repairs and Maintenance	6,784,000.00
Financial Assistance/Subsidy	50,850,000.00
Taxes, Insurance Premiums and Other Fees	1,122,500.00
Other Maintenance and Operating Expenses	
Advertising Expenses	4,944,000.00
Printing and Publication Expenses	5,610,000.00
Representation Expenses	9,787,600.00
Transportation and Delivery Expenses	259,600.00
Rent/Lease Expenses	7,019,000.00
Membership Dues and Contributions to Organizations	75,000.00
Subscription Expenses	132,000.00
Other Maintenance and Operating Expenses	2,135,000.00
<b>Total Maintenance and Other Operating Expenses</b>	<u><b>236,805,469.00</b></u>
<b>Total Current Operating Expenditures</b>	<u><b>434,420,391.00</b></u>

V. MINISTRY OF TRADE, INVESTMENTS AND TOURISM

**Capital Outlays**

Buildings and Other Structures	30,837,681.00
Machinery and Equipment	4,185,650.00
Transportation Equipment	7,300,000.00

**Total Capital Outlays** 42,323,331.00

**TOTAL APPROPRIATIONS** 476,743,722.00

## V. MINISTRY OF TRADE, INVESTMENTS AND TOURISM

### ORGANIZATIONAL OUTCOMES

#### MANDATE

The Ministry of Trade, Investments and Tourism (MTIT) is the primary government agency mandated to implement laws, programs and projects on trade, investments, and tourism. Towards this end, it shall promote and develop an industrialization program effectively controlled by inhabitants of the Bangsamoro Autonomous Region and shall act as catalyst for intensified private sector activity in order to accelerate and sustain economic growth through:

- (a) Comprehensive industrial growth strategy;
- (b) Progressive and socially responsible liberalization program; and
- (c) Policies designed for the expansion and diversification of trade.

#### ENHANCED PRIORITY AGENDA

Bangsamoro Culture, Heritage, Identity and Diversity. Advance the mainstreaming of the rich culture, heritage, and identity of the peoples of the Bangsamoro. Provide avenues for the meaningful engagement and participation of the diverse populace of the Bangsamoro and establish appropriate institutions towards a self-sustaining and inclusive development of the women, youth, and other vulnerable sectors.

#### PERFORMANCE INFORMATION

##### ORGANIZATIONAL OUTCOMES (OOs) / PERFORMANCE INDICATORS (PIs)

##### 2023 TARGETS

#### 1. Trade and Industry Development and Promotion Program

##### *Outcome indicator(s):*

1. Percentage increase in revenue from trade fairs/exhibits	10%
2. Increase in employment generated	30,000
3. Percentage increase of MSMEs assisted	80%

##### *Output indicator(s):*

1. No. of MSME capacitated	550
2. No. of MSME assisted	5,500
3. No. of MSME developed	275
4. No. of products developed	55
5. Amount of sales generated thru trade fair/exhibits	11,291,932.30
6. No. of Negosyo Center established and maintained	27
7. No. of MSMEs assisted by Negosyo Centers	220
8. No. of industry council/cluster organized and strengthened	12
9. No. of business chamber organized/ strengthened	7
10. No. of LGUs ranked as competitive	30
11. No. of Business Name (BN) processed/registered	11,000
12. No. of establishments monitored	350
13. Amount of collection thru BNR	2,600,000.00
14. No. of consumer awareness and advocacy initiatives undertaken	20
15. No. of consumer education information materials produced	1,100
16. Percentage of applications for permits/accreditations/licenses/ authorities processed	100%
17. Percentage of consumer complain acted upon	100%

#### 2. Tourism Development and Promotion Program

##### *Outcome indicator(s):*

1. Percentage increase in Tourism Arrival	10%
2. No. of tourism industry personnel capacitated	722
3. Percentage increase in no. of tourism promotional activities implemented	5%
4. Percentage increase of supports provided towards accreditation	5%

##### *Output indicator(s):*

1. No. of promotional activities assisted (i.e. tourism fair, events, festivals)	26
2. No. of trainings/seminars/orientations conducted	20
3. No. of LGUs and tourism industry workers trained	700

## V. MINISTRY OF TRADE, INVESTMENTS AND TOURISM

4. No. of technical assistance provided to LGUs and tourism stakeholders	40
5. No. of supports provided on Tourism Product Development	5
6. No. of conducted monitorings on operations of TRES	720
7. No. of printed brochures as promotional collaterals	50,000
8. No. of supports provided to Sheikh Makhdum Mosque Mngt. per MMA Act 296	1
9. No. of supports provided on MTIT regional Halal Development Initiatives	5
10. No. of website maintenance provided	1

### 3. Investment Development and Promotion Program

#### *Outcome indicator(s):*

1. No. of investment leads generated	25
--------------------------------------	----

#### *Output indicator(s):*

1. No. of LEDIPOs capacitated	119
2. No. of Local Investments and Incentive Code (LIIC) crafted	8
3. No. of investment research conducted	4
4. No. of investment promotion activities conducted	8
5. Percentage of clients that rated the BOI services as very satisfactory	90%
6. No. of policy papers prepared and endorsed	4
7. No. of promo collaterals produced and printed	2,000
8. No. of GAD activities conducted	2

### 4. Ecozone Development Program

#### *Outcome indicator(s):*

1. Increase no. of ecozone registered	1
2. Increase no. of employment generated	50

#### *Output indicator(s):*

1. No. of ecozone application facilitated	1
2. No. of orientations presented to the LGUs	5
3. No. of International and Local Investment Forum and Ecozone Summit participated	2
4. No. of locators/investors oriented	10
5. No. of trainings/seminars conducted	2
6. No. of enterprises/locators registered	1

### 5. Freeport Ecozone Services

#### *Outcome indicator(s):*

1. Percentage increase of port users and locators	50%
2. Percentage increase on revenue collections	20%
3. Percentage increase client satisfaction on port operation efficiency	100%

#### *Output indicator(s):*

1. No. of infrastructures constructed	3
2. No. of modernization and port standard compliance implemented	3
3. No. of repairs incurred	7

## C. SPECIAL PROVISIONS

1. Implementation of Shared Service Facilities. The amount of Three Million Pesos (P3,000,000.00) herein appropriated for the implementation of the Shared Service Facilities (SSF) shall be used for projects that aim to improve the quality and productivity of MSMEs. Its implementation shall be primarily based on priority industry clusters identified by the MTIT in consultation with key stakeholders.

Upon the procurement of the equipment for the SSF, the MTIT shall turnover the management thereof to the cooperators, which shall commit to shoulder maintenance and repair cost upon acceptance thereof. After the period of two years, the MTIT may either: (i) transfer ownership of the SSF to the cooperators that demonstrated successful management of the facilities; (ii) extend the usufruct period for another two years if the cooperator needs additional period to establish the successful operation of the SSF; or (iii) transfer the management of the SSF equipment to another cooperator for failure to secure, operate, properly maintain or repair the SSF equipment upon acceptance.



## V. MINISTRY OF TRADE, INVESTMENTS AND TOURISM

2. Propelling Economic and Sustainable Opportunities (PESO) for MSMEs. The amount of Fifty Million Pesos (P50,000,000.00) herein appropriated shall be exclusively used in establishing a halal-compliant micro-financing services to MSMEs subject to the submission of the Program Implementation Plan and Guidelines, list of validated MSMEs availing the services, and quarterly status report of implementation to MFBM.

3. Negosyo Centers. The amount of Five Million Seven Hundred Forty Thousand Four Hundred Eighty Pesos (P5,740,480.00) herein appropriated shall be used exclusively for the establishment and management of Negosyo Centers.

4. Ecozone Development. The amount of Two Million Pesos (P2,000,000.00) herein appropriated shall be used exclusively for the procurement of Consulting Services for the updating of Polloc Freeport and Ecozone Masterplan and for the social preparation for the resettlement of informal settlers.

5. Reporting and Posting Requirements. The implementing Ministries and Offices shall submit quarterly reports on its financial and physical accomplishments, within thirty (30) days after the end of every quarter, through the following:

- (a) Unified Reporting System (URS) or other electronic means for submission of reports;
- (b) Hardcopy submitted to the MFBM; and
- (c) Implementing Ministry/Office's website.

The implementing Ministries and Offices shall send written notice when said reports have been submitted or posted on its website to the MFBM and other offices where the submission of reports is required under existing laws, rules and regulations. The date of notice to said Ministries and Offices shall be considered the date of compliance with this requirement.

BANGSAMORO AUTONOMOUS REGION IN MUSLIM MINDANAO

VI. MINISTRY OF LABOR AND EMPLOYMENT

For general administration and support, support to operations, and operations as indicated  
hereunder .....

₱ **296,494,581.00**

Appropriations, by Program (in pesos)

	Current Operating Expenditures			Total
	Personnel Services	Maintenance and Other Operating Expenses	Capital Outlays	
<b>General Administration and Support</b>	<b>34,254,056.00</b>	<b>42,095,007.00</b>	<b>1,210,500.00</b>	<b>77,559,563.00</b>
<b>Support to Operations</b>	<b>7,167,641.00</b>	<b>20,391,389.00</b>		<b>27,559,030.00</b>
<b>Operations</b>	<b>59,639,162.00</b>	<b>129,881,826.00</b>	<b>1,855,000.00</b>	<b>191,375,988.00</b>
Labor Relations and Standards Program		18,819,612.00		18,819,612.00
Employment Promotion and Welfare Program		101,808,681.00	1,855,000.00	103,663,681.00
Overseas Workers and Welfare Program		3,718,737.00		3,718,737.00
Wages and Productivity		5,534,796.00		5,534,796.00
<b>TOTAL 2023 APPROPRIATIONS</b>	<b>101,060,859.00</b>	<b>192,368,222.00</b>	<b>3,065,500.00</b>	<b>296,494,581.00</b>

**BANGSAMORO AUTONOMOUS REGION IN MUSLIM MINDANAO**

**VI. MINISTRY OF LABOR AND EMPLOYMENT**

Appropriations, by Object of Expenditures  
(in pesos)

Current Operating Expenditures	(Cash-based) 2023
<b>Personnel Services</b>	
Civilian Personnel	
Permanent Positions	
Salaries and Wages	70,548,744.00
Total Permanent Positions	<u>70,548,744.00</u>
Other Compensation Common to All :	
Personnel Economic Relief Allowance	3,168,000.00
Representation Allowance	1,362,000.00
Transportation Allowance	1,362,000.00
Clothing and Uniform Allowance	792,000.00
Productivity Enhancement Incentives	660,000.00
Mid-Year Bonus	5,879,062.00
Year-End Bonus	5,879,062.00
Honoraria	420,000.00
Cash Gift	660,000.00
Total Other Compensation Common to All	<u>20,182,124.00</u>
Other Benefits	
Retirement and Life Insurance Premiums	8,465,850.00
PAG-IBIG Contributions	158,400.00
Philhealth Contributions	1,547,341.00
Employees Compensation Insurance Premiums	158,400.00
Total Other Benefits	<u>10,329,991.00</u>
<b>Total Personnel Services</b>	<b><u>101,060,859.00</u></b>
<b>Maintenance and Other Operating Expenses</b>	
Travelling Expenses	18,986,675.00
Training and Scholarship Expenses	76,144,840.00
Supplies and Materials Expenses	6,932,460.00
Utility Expenses	1,845,383.00
Communication Expenses	1,781,960.00
Survey, Research, Exploration, and Development Expenses	1,200,000.00
Awards/Rewards, Prizes and Indemnities	328,800.00
Extraordinary and Miscellaneous Expenses	368,400.00
Professional Services	13,588,380.00
General Services	6,537,024.00
Repairs and Maintenance	840,000.00
Financial Assistance/Subsidy	39,476,250.00
Taxes, Insurance Premiums and Other Fees	465,000.00
Labor and Wages	7,723,800.00
Other Maintenance and Operating Expenses	
Advertising Expenses	2,472,000.00
Printing and Publication Expenses	2,829,350.00
Representation Expenses	5,028,400.00
Transportation and Delivery Expenses	257,500.00
Rent/Lease Expenses	3,360,000.00
Membership Dues and Contributions to Organizations	70,000.00
Subscription Expenses	132,000.00
Other Maintenance and Operating Expenses	2,000,000.00
<b>Total Maintenance and Other Operating Expenses</b>	<b><u>192,368,222.00</u></b>
<b>Total Current Operating Expenditures</b>	<b><u>293,429,081.00</u></b>
<b>Capital Outlays</b>	
Machinery and Equipment	1,265,500.00
Transportation Equipment	1,800,000.00
<b>Total Capital Outlays</b>	<b><u>3,065,500.00</u></b>
<b>TOTAL APPROPRIATIONS</b>	<b><u>296,494,581.00</u></b>

## VI. MINISTRY OF LABOR AND EMPLOYMENT

### ORGANIZATIONAL OUTCOMES

#### MANDATE

The Ministry of Labor and Employment shall be the primary policy-making, programming, coordinating and administrative entity of the Bangsamoro Government in the field of labor and employment. It shall assume primary responsibility for the promotion of gainful employment opportunities and the optimization of the development and utilization of the Bangsamoro manpower resources; the advancement of workers' welfare by providing for just and humane working conditions and terms of employment; and the maintenance of industrial peace by promoting harmonious, equitable, and stable employment relations that assures equal protection for the rights of all concerned parties.

#### ENHANCED PRIORITY AGENDA

Revenue Generation and Economic Comparative Advantage. Intensify revenue generation through the creation of government-owned and -controlled corporations and other financial institutions, establishment of economic zones, and introduction of other initiatives to encourage investments and maximize the revenue potentials of the BARMM. Boost the economic development in BARMM by capitalizing on its comparative advantage when it comes to the economic potentials of its natural resources, the halal industry, ecotourism, the investment incentives in its existing and prospective economic zones, freeports, and industrial estates, and the development of Islamic banking and finance in the region. Enhance research and development, maximize science and technology, increase public and private partnerships, and endorse business-friendly policies.

Energy Security. Improve energy security through the exploration, development and utilization of energy resources, and improvement of the investment climate for the energy sector to attract private investment and, in the process, generate more jobs, create more revenue sources, and develop human capital in the BARMM.

Social Protection and Universal Health Care. Boost responsiveness and timeliness of social protection services in order to mitigate vulnerability to economic, social, and environmental shocks and disasters. Improve equitable access to quality and affordable health care services, ensure protection from health financial risk and enhance modalities for diseases preparedness, prevention and management.

#### PERFORMANCE INFORMATION

##### ORGANIZATIONAL OUTCOMES (OOs) / PERFORMANCE INDICATORS (PIs)

##### 2023 TARGETS

#### 1. LABOR RELATIONS AND STANDARDS PROGRAM

##### 1.1 Regulatory and Labor Standards Enforcement Program

##### 1.1.1 Permit and Registration Program

*Outcome indicator(s):*

1. Strengthened the implementation of regulatory power

*Output indicator(s):*

- |   |     |
|---|-----|
| 1. No. of private establishments registered                   | 100 |
| 2. No. of Alien Working/Employment Permit Issued              | 3   |
| 3. No. of Construction Safety and Health Permit (CSHP) issued | 100 |
| 4. No. of service providers registered                        | 6   |
| 5. No. of safety permits for mechanical and electrical issued | 40  |
| 6. No. of Working Child Permits (WCPs) issued                 | 2   |

##### 1.1.2 Enforcement of General Labor Standards (GLS)

*Outcome indicator(s):*

1. Ensured protection of rights and general welfare of works

## VI. MINISTRY OF LABOR AND EMPLOYMENT

<i>Output indicator(s):</i>		
1. No. of GLS inspections conducted		120
<b>1.1.3 Enforcement of Occupational Safety and Health (OSH) Standards</b>		
<i>Outcome indicator(s):</i>		
1. Improved working conditions of workers		
<i>Output indicator(s):</i>		
1. No. of OSHS inspections conducted		120
2. No. of Technical Safety Inspections (TSI) conducted		24
<b>1.1.4 Occupational Safety and Health Network (OSH-Net) in BARMM</b>		
<i>Outcome indicator(s):</i>		
1. Strengthened collaboration between and among organized professional, safety and health groups, management and labor.		
<i>Output indicator(s):</i>		
1. No. of regular meetings conducted		4
2. No. of OSH-Net consultative meetings conducted		4
<b>1.1.5 MOLE Emergency and Disaster Control Program (MEDCP)</b>		
<i>Outcome indicator(s):</i>		
1. Improved awareness on emergency response of MOLE personnel and employees of private establishments		
<i>Output indicator(s):</i>		
1. No. of seminars/trainings conducted		7
<b>1.2 Worker's Welfare Program</b>		
<b>1.2.1 Workers' Organization Program</b>		
<i>Outcome indicator(s):</i>		
1. Strengthened cooperation and collaboration of informal workers		
<i>Output indicator(s):</i>		
1. No. of informal workers' associations registered		400
2. No. of orientations conducted		10
<b>1.2.2 Bangsamoro Rural Employment through Entrepreneurial Development (BREED) Program</b>		
<i>Outcome indicator(s):</i>		
1. Increased socio-economic activities of organized informal sector workers		
<i>Output indicator(s):</i>		
1. No. of informal workers' associations provided with fund assistance.		75
<b>1.2.3 Bangsamoro Integrated Livelihood Program (BILP)</b>		
<i>Outcome indicator(s):</i>		
1. Improved socio-economic conditions of informal sector workers		
<i>Output indicator(s):</i>		
1. No. of informal sector workers provided with livelihood assistance		300
<b>1.2.4 Social Protection Program (SPP) for Workers in the Informal Sector</b>		
<i>Outcome indicator(s):</i>		
1. Strengthened social protection of qualified informal workers		
<i>Output indicator(s):</i>		
1. No. of informal workers enrolled in social insurance		2,000

## VI. MINISTRY OF LABOR AND EMPLOYMENT

### 1.2.5 Bangsamoro Tripartite Industrial Peace Council (BTIPC)

*Outcome indicator(s):*

1. Strengthened cooperation and collaboration between and among concerned government officials, management and labor groups

*Output indicator(s):*

1. No. of regular meetings conducted 4

### 1.2.6 Formation of Provincial and City Tripartite Industrial Peace Council

*Outcome indicator(s):*

1. Strengthened cooperation and collaboration between and among concerned government officials, management and labor groups

*Output indicator(s):*

1. No. of TIPC (provincial level) meetings conducted 14

### 1.2.7 Labor Relations, Human Relations and Productivity (LHP) Program

*Outcome indicator(s):*

1. Strengthened awareness on labor standards, labor relations, and productivity strategies

*Output indicator(s):*

1. No. of seminars conducted 15

## 1.3 Mediation and Conciliation Program

### 1.3.1 Labor Dispute Settlement Program (LDSP)

*Outcome indicator(s):*

1. Strengthened harmonious relationship, and cooperation between management and workers

*Output indicator(s):*

1. No. of labor cases settled 100

### 1.3.2 Labor-Management Cooperation Program

*Outcome indicator(s):*

1. Strengthened awareness on workers' rights and welfare

*Output indicator(s):*

1. No. of orientation conducted 8

### 1.4 Bangsamoro Labor Summit

*Outcome indicator(s):*

1. Strengthened understanding on labor and employment

*Output indicator(s):*

1. No. of Labor Summit conducted 1

### 1.5 Bangsamoro Labor Day

*Outcome indicator(s):*

1. Strengthened understanding on labor and employment

*Output indicator(s):*

1. No. of Labor Day celebration conducted 1

## 2. EMPLOYMENT PROMOTION AND WELFARE PROGRAM

### 2.1 Employment Promotion, Manpower Development and Welfare Program

## VI. MINISTRY OF LABOR AND EMPLOYMENT

### 2.1.1 Registration & Accreditation of Foreign and Local Recruitment Agencies

*Outcome indicator(s):*

- |  |   |
|--|---|
| 1. Strengthened the regulatory power on foreign and local recruitment agencies of the Ministry | 0 |
|--|---|

*Output indicator(s):*

- |   |    |
|---|----|
| 1. No. of foreign and local recruitment agency registered or accredited | 10 |
|---|----|

### 2.1.2 Conduct of Bangsamoro Annual Recruitment Agencies Summit (BARAS)

*Outcome indicator(s):*

- |   |  |
|---|--|
| 1. Ensured legitimate & safe OBWs from the Bangsamoro Autonomous Region |  |
|---|--|

*Output indicator(s):*

- |                           |   |
|---------------------------|---|
| 1. No. of BARAS conducted | 1 |
|---------------------------|---|

### 2.1.3 Campaign Against Illegal Recruitment, Trafficking in Persons and Irregular Migration (CAIRTIM) Program

*Outcome indicator(s):*

- |                                      |  |
|--------------------------------------|--|
| 1. Strengthened awareness on CAIRTIM |  |
|--------------------------------------|--|

*Output indicator(s):*

- |   |   |
|---|---|
| 1. No. of campaigns against illegal recruitment, trafficking in persons, and irregular migration orientations conducted | 8 |
|---|---|

### 2.1.4 Balik Manggagawa Online Assistance/Issuance of Overseas Employment Certificate

*Outcome indicator(s):*

- |  |  |
|--|--|
| 1. Improved legitimate and safe overseas employment of OBWs from the BARMM |  |
|--|--|

*Output indicator(s):*

- |                      |       |
|----------------------|-------|
| 1. No. of OEC issued | 3,000 |
|----------------------|-------|

### 2.1.5 Job Fair and Special Recruitment Activities (SRA)

*Outcome indicator(s):*

- |   |  |
|---|--|
| 1. Increased employment rate in the BARMM |  |
|---|--|

*Output indicator(s):*

- |  |     |
|--|-----|
| 1. No. of Jobs Fair/SRAs conducted     | 20  |
| 2. No. of applicants hired on the spot | 150 |

### 2.1.6 Bangsamoro Sagip Batang Manggagawa Program

*Outcome indicator(s):*

- |  |  |
|--|--|
| 1. Strengthened support and campaign on the elimination of child labor |  |
|--|--|

*Output indicator(s):*

- |  |     |
|--|-----|
| 1. No. children provided with educational assistance | 750 |
|--|-----|

### 2.1.7 Bangsamoro Child Labor Protection Program

*Outcome indicator(s):*

- |  |  |
|--|--|
| 1. Improved socio-economic condition of the child labours and their families |  |
|--|--|

*Output indicator(s):*

- |   |      |
|---|------|
| 1. No. of Advocacy Campaign and training on the Prevention, Reduction, and Elimination of Child Labor and Rescue Assistance to victims of Child Labor conducted | 8    |
| 2. No. of Child Friendly Labor Unit established   | 8    |
| 3. No. of education and information campaign (IEC) materials distributed  | 3500 |

## VI. MINISTRY OF LABOR AND EMPLOYMENT

### 2.1.7 Bridging Employment Program Assistance for Youth

#### 2.1.7.1 Special Program for Employment of Students (SPES)

#### 2.1.7.2 Government Internship Development Program (GIDP)

*Outcome indicator(s):*

1. Increased employment rate in the BARMM.

*Output indicator(s):*

- |   |       |
|---|-------|
| 1. No. of in-school and out of school (OS) youth assisted under Special Program for Employment of Students (SPES) | 2,000 |
| 2. No. of fresh college graduates hired under Government Internship Development Program (GIDP)                    | 2,000 |

### 2.1.8 MOLE-BARMM Job Portal Project

*Outcome indicator(s):*

1. Enhanced employment facilitation
2. Increased employment rate

*Output indicator(s):*

- |  |       |
|--|-------|
| 1. No. of jobseekers registered in the MBJPP               | 2,000 |
| 2. No. of establishments/companies registered in the MBJPP | 100   |
| 3. No. of job vacancies posted in the portal               | 200   |
| 4. No. of jobseekers hired                                 | 150   |

### 2.1.9 Community Emergency Employment Program (CEEP)

*Outcome indicator(s):*

1. Improved socio-economic condition of the informal workers sector

*Output indicator(s):*

- |   |       |
|---|-------|
| 1. No. of workers in the informal sector provided with emergency employment | 1,750 |
|---|-------|

### 2.1.10 Technical Support to Public Employment Service Offices (PESOs)

*Outcome indicator(s):*

1. Strengthened cooperation and collaboration between LGUs and MOLE on job facilitation
2. Increased employment rate

*Output indicator(s):*

- |   |    |
|---|----|
| 1. No. of LGUs provided with technical support in establishing PESO | 10 |
|---|----|

### 2.1.11 Career Guidance and Employment Coaching for Graduating Students (CGECGS) / Career Guidance and Employment Coaching

*Outcome indicator(s):*

1. Increased access on employment opportunities

*Output indicator(s):*

- |  |    |
|--|----|
| 1. No. of CGECGS/CLES conducted                | 10 |
| 2. No. of Training of Trainors (TOT) conducted | 1  |

### 2.1.12 Bangsamoro Recruitment Employment Agency Development Training

*Outcome indicator(s):*

1. Strengthened the regulation of recruitment agencies operating in Bangsamoro region

*Output indicator(s):*

- |                            |   |
|----------------------------|---|
| 1. No. trainings conducted | 2 |
|----------------------------|---|

## 3. OVERSEAS WORKERS WELFARE PROGRAM



## VI. MINISTRY OF LABOR AND EMPLOYMENT

### 3.1 Pre-Employment Orientation Seminar (PEOS) Program

*Outcome indicator(s):*

1. Strengthened awareness on safe overseas employment of Overseas Bangsamoro Workers (OBWs)

*Output indicator(s):*

1. No. of PEOS conducted

12

### 3.2 Overseas Bangsamoro Workers Convention Program

*Outcome indicator(s):*

1. Improved awareness on rights and welfare of Overseas Bangsamoro Workers (OBWs)
2. Strengthened cooperation and collaboration among organized Overseas Bangsamoro Workers (OBWs)

*Output indicator(s):*

1. No. of convention conducted

2

### 3.3 Assistance Program for Repatriated Abused Overseas Bangsamoro Workers (OBWs) / Assistance Program for Repatriated Abused BOWS

*Outcome indicator(s):*

1. Improved psycho-social condition of repatriated abused Overseas Bangsamoro Workers (OBWs)

*Output indicator(s):*

1. No. of repatriated abused OBW granted with financial assistance

250

## 4. WAGES AND PRODUCTIVITY

### 4.1 Determining and Fixing of New Minimum Wage in BARMM / Fixing Minimum Wage in the BARMM Areas

*Outcome indicator(s):*

1. Improved wages of formal sector workers

*Output indicator(s):*

1. No. of tripartite consultations conducted

15

### 4.2 Bangsamoro Productivity Olympics (BPO)

*Outcome indicator(s):*

1. Enhanced productivity and consciousness of workers and management of best practices in the BARMM

*Output indicator(s):*

1. No. of BPO conducted

1

### 4.3 Productivity Enhancement Program (PEP)

*Outcome indicator(s):*

1. Enhanced productivity in the workplace

*Output indicator:*

1. No. of productivity trainings/seminars conducted

35

### 4.4 Participation in the National Wages and Productivity Council Annual Program for the Updating of Wage Policies/Circulars and Productivity (NWPCAP)

*Outcome indicator(s):*

1. Strengthened cooperation and collaboration between national and regional wage councils

## VI. MINISTRY OF LABOR AND EMPLOYMENT

*Output indicator:*

1. No. of NWPC Annual Conference/updating on matters concerning new wage and productivity 1

### 4.5 Technical Assistance Visits (TAVs) and Tamang Kaalaman sa Kita at Kakayanan (T3K)

*Outcome indicator(s):*

1. Enhanced productivity in the workplace

*Output indicator(s):*

1. No. of TAVs and T3K conducted 35

### 4.6 MOLE Lingkod Kasambahay Program (MLKP)

*Outcome indicator(s):*

1. Improved the welfare and productivity of the Kasambahay

*Output indicator(s):*

1. No. of kasambahay trained on productivity enhancement 500

## C. SPECIAL PROVISIONS

1. Wages and Productivity. The amount of Four Hundred Twenty Thousand Pesos (₱420,000.00) herein appropriated shall be used exclusively for payment of Honoraria for the Members of Bangsamoro Tripartite Wages and Productivity Board (BTWPB), subject to existing rules and regulations on the payment of Honoraria.

2. Labor Relations and Standards Program. The amount of Thirteen Million Five Hundred Fifty Thousand Pesos (₱13,550,000.00) herein appropriated shall be used exclusively for the implementation of Bangsamoro Rural Employment through Entrepreneurial Development (BREED) Program, Social Protection Program for Informal Workers, and Bangsamoro Integrated Livelihood Program, subject to the submission of Program Implementation Plan and Guidelines, validated list of beneficiaries, and quarterly status report of implementation to MFBM.

3. Employment Promotion and Welfare Program. The amount of Ninety-Four Million Five Hundred Eighty-Four Thousand Three Hundred Pesos (₱94,584,300.00) herein appropriated shall be used exclusively for the implementation of the Sagip Batang Manggagawa Program, Special Program for Employment of Students (SPES), Government Internship Development Program (GIDP), and Community Emergency Employment Program (CEEP), subject to the submission of the respective Program Implementation Plan and Guidelines, validated list of beneficiaries, and quarterly status report of implementation to MFBM.

4. Overseas Workers' Welfare Program. The amount of Two Million Five Hundred Thousand Pesos (₱2,500,000.00) herein appropriated shall be used exclusively for the implementation of the Assistance Program for Repatriated Distressed Bangsamoro OFWs subject to the submission of the Program Implementation Plan and Guidelines, validated list of beneficiaries, and quarterly status report of implementation to MFBM.

5. Reporting and Posting Requirements. The implementing Ministries and Offices shall submit quarterly reports on its financial and physical accomplishments, within thirty (30) days after the end of every quarter, through the following:

- a. Unified Reporting System (URS) or other electronic means for submission of reports;
- b. Hardcopy submitted to the MFBM; and
- c. Implementing Ministry/Office's website.

The implementing Ministries and Offices shall send written notice when said reports have been submitted or posted on its website to the MFBM and other offices where the submission of reports is required under existing laws, rules and regulations. The date of notice to said Ministries and Offices shall be considered the date of compliance with this requirement.

**BANGSAMORO AUTONOMOUS REGION IN MUSLIM MINDANAO**

**VII. MINISTRY OF TRANSPORTATION AND COMMUNICATIONS**

For general administration and support, support to operations, and operations as indicated  
hereunder .....

₱ **539,125,642.00**

Appropriations, by Program (in pesos)

	Current Operating Expenditures			Total
	Personnel Services	Maintenance and Other Operating Expenses	Capital Outlays	
<b>General Administration and Support</b>	<b>38,947,918.00</b>	<b>85,049,481.00</b>	<b>3,780,000.00</b>	<b>127,777,399.00</b>
<b>Support to Operations</b>	<b>22,629,664.00</b>	<b>18,501,013.00</b>	<b>20,120,000.00</b>	<b>61,250,677.00</b>
<b>Operations</b>	<b>140,730,048.00</b>	<b>93,967,518.00</b>	<b>115,400,000.00</b>	<b>350,097,566.00</b>
Bangsamoro Airport Authority	22,258,546.00	33,072,920.00	30,000,000.00	85,331,466.00
Civil Aeronautics Board of the Bangsamoro	12,794,468.00	3,654,985.00		16,449,453.00
Bangsamoro Land Transportation Office	21,489,521.00	34,610,593.00		56,100,114.00
Bangsamoro Land Transportation Franchising and Regulatory Board	17,360,812.00	4,415,550.00		21,776,362.00
Bangsamoro Maritime Industry Authority	17,561,951.00	10,882,230.00	400,000.00	28,844,181.00
Bangsamoro Ports Management Authority	26,040,299.00	3,299,640.00	85,000,000.00	114,339,939.00
Bangsamoro Telecommunications Commission	23,224,451.00	4,031,600.00		27,256,051.00
<b>TOTAL 2023 APPROPRIATIONS</b>	<b>202,307,630.00</b>	<b>197,518,012.00</b>	<b>139,300,000.00</b>	<b>539,125,642.00</b>

**BANGSAMORO AUTONOMOUS REGION IN MUSLIM MINDANAO**

**VII. MINISTRY OF TRANSPORTATION AND COMMUNICATIONS**

Appropriations, by Object of Expenditures  
(in pesos)

Current Operating Expenditures	(Cash-based) 2023
<b>Personnel Services</b>	
Permanent Positions	
Salaries and Wages	141,202,320.00
Total Permanent Positions	<u>141,202,320.00</u>
Other Compensation Common to All :	
Personnel Economic Relief Allowance	6,864,000.00
Representation Allowance	2,712,000.00
Transportation Allowance	2,712,000.00
Clothing and Uniform Allowance	1,716,000.00
Productivity Enhancement Incentives	1,430,000.00
Mid-Year Bonus	11,766,860.00
Year-End Bonus	11,766,860.00
Cash Gift	1,430,000.00
Total Other Compensation Common to All	<u>40,397,720.00</u>
Other Benefits	
Retirement and Life Insurance Premiums	16,944,280.00
PAG-IBIG Contributions	343,200.00
Philhealth Contributions	3,076,910.00
Employees Compensation Insurance Premiums	343,200.00
Total Other Benefits	<u>20,707,590.00</u>
<b>Total Personnel Services</b>	<b><u>202,307,630.00</u></b>
<b>Maintenance and Other Operating Expenses</b>	
Traveling Expenses	28,137,375.00
Training and Scholarship Expenses	18,664,360.00
Supplies and Materials Expenses	55,469,249.00
Utility Expenses	10,240,417.00
Communication Expenses	3,046,020.00
Extraordinary and Miscellaneous Expenses	1,132,800.00
Professional Services	18,107,769.00
Consultancy Services	29,173,200.00
General Services	11,403,312.00
Repairs and Maintenance	5,550,000.00
Taxes, Insurance Premiums and Other Fees	895,000.00
Other Maintenance and Operating Expenses	
Advertising Expenses	2,532,000.00
Printing and Publication Expenses	2,544,000.00
Representation Expenses	5,504,850.00
Transportation and Delivery Expenses	56,650.00
Rent/Lease Expenses	2,724,000.00
Membership Dues and Contributions to Organizations	160,000.00
Subscription Expenses	132,000.00
Other Maintenance and Operating Expenses	2,045,010.00
<b>Total Maintenance and Other Operating Expenses</b>	<b><u>197,518,012.00</u></b>
<b>Total Current Operating Expenditures</b>	<b><u>399,825,642.00</u></b>
<b>Capital Outlays</b>	
Buildings and Other Structures Outlay	135,000,000.00
Machinery and Equipment Outlay	4,060,000.00
Furniture, Fixture and Books Outlay	240,000.00
<b>Total Capital Outlays</b>	<b><u>139,300,000.00</u></b>
<b>TOTAL APPROPRIATIONS</b>	<b><u>539,125,642.00</u></b>

**VII. MINISTRY OF TRANSPORTATION AND COMMUNICATIONS**

**ORGANIZATIONAL OUTCOMES**

**MANDATE** The Ministry of Transportation and Communications shall be the primary policy, planning, programming, coordinating, implementing, regulating, and administrative entity of the Bangsamoro Government in the promotion, development, and regulation of dependable and coordinated networks of transportation and communications systems, as well as fast, safe, efficient, and reliable transportation and communications services.

**ENHANCED PRIORITY AGENDA** A Stronger BARMM Bureaucracy. Evolve a strong, responsive, and relevant BARMM bureaucracy through the enactment of the remaining priority codes and legislation. Promote good governance by enhancing enabling policies that impel transparency, accountability, and improvement of overall public financial management. Ensure horizontal and vertical alignment and integration of development plans at the national, regional, and local levels. Enhance capacity development support and develop an incentive scheme to encourage full functionality of constituent local government units.

Revenue Generation and Economic Comparative Advantage. Intensify revenue generation through the creation of government-owned and -controlled corporations and other financial institutions, establishment of economic zones, and introduction of other initiatives to encourage investments and maximize the revenue potentials of the BARMM. Boost the economic development in BARMM by capitalizing on its comparative advantage when it comes to the economic potentials of its natural resources, the halal industry, ecotourism, the investment incentives in its existing and prospective economic zones, freeports, and industrial estates, and the development of Islamic banking and finance in the region. Enhance research and development, maximize science and technology, increase public and private partnerships, and endorse business-friendly policies.

Investment in Transportation, Communications, and Other Strategic Infrastructure. Develop a system of reliable and resilient infrastructure for land, sea, and air transportation, communications, commercial, social, industrial, environmental and other strategic infrastructure, to spur economic growth in the BARMM.

**PERFORMANCE INFORMATION**

**ORGANIZATIONAL OUTCOMES (OOs) / PERFORMANCE INDICATORS (PIs) 2023 TARGETS**

**1. BANGSAMORO AIRPORT AUTHORITY**

**1.1. AIRPORT MANAGEMENT, SUPERVISION AND CONTROL**

*Outcome indicator(s):*

- 1.1.1. Assessed airport current status
- 1.1.2. Sustained high level of safety and security to airport operation
- 1.1.3. Sustained strong partnership with stakeholders and national counterpart agencies
- 1.1.4. Issues and concerns within airport landside operation addressed
- 1.1.5. Sustained clean, healthy and safe environment

*Output indicator(s):*

- 1.1.1. Number of ocular inspections conducted 8
- 1.1.2. Number of meetings, consultations, and summits conducted/attended 3
- 1.1.3. Number of simulation emergency response trainings/drills performed 3
- 1.1.4. Number of airport security programs conducted 2
- 1.1.5. Number of vegetation control and wild life management performed 6
- 1.1.6. Number of conducted repairs and maintenance 10

## VII. MINISTRY OF TRANSPORTATION AND COMMUNICATIONS

### 1.2. AIR TRANSPORTATION POLICY AND DEVELOPMENT SERVICES

*Outcome indicator(s):*

1.2.1. Percentage completed on the formulation of BARMM Airport Transportation Master Plan	25%
--	-----

*Output indicator(s):*

1.2.1. Number of BARMM Airport Master Plan formulated	1
---	---

### 1.3. REVENUE COLLECTION AND REGULATION OF FEES AND CHARGES

*Outcome indicator(s):*

1.3.1. Percentage increase in travel tax collection	10%
1.3.2. Percentage increase in issued passenger terminal tickets	10%
1.3.3. Increase in fees/rental collection	
1.3.3.1. Increase in concessionaires fee collection	33%
1.3.3.2. Increase in vehicle parking fee	66%
1.3.3. Percentage of regulated concessionaires fees	100%

*Output indicator(s):*

1.3.1. Number of travel tax tickets issued	158,400
1.3.2. Number of passengers' terminal fee tickets issued	158,400
1.3.3. Increase in fees/rental collection	
1.3.3.1. Number of concessionaires fee collected	20
1.3.3.2. Number of vehicle parking tickets issued	36,000
1.3.4. Number of pads of accountable forms procured	20
1.3.5. Number of concessionaires fees and charges regulated	6

### 1.4. AIRPORT DEVELOPMENT AND MAINTENANCE

*Outcome indicator(s):*

1.4.1. Percentage of accomplishment on the renovation of Sanga-Sanga Airport Passenger Terminal Building	50%
1.4.2. Percentage of accomplishment on the expansion of Sanga-Sanga Airport Staff House	50%

*Output indicator(s):*

1.4.1. Number of passenger terminal building at Sanga-Sanga Airport renovated	1
1.4.2. Number of staff house at Sanga-Sanga Airport expanded	1

## 2. CIVIL AERONAUTICS BOARD OF THE BANGSAMORO (CABB)

### 2.1. AIR TRANSPORTATION REGULATION AND ENFORCEMENT

#### 2.1.1. REGULATION

*Outcome indicator(s):*

2.1.1.1. Improved registration and revenue collection system	
2.1.1.2. Increased in revenue generation from issuances of CPCNs, permits and other special permits	

*Output indicator(s):*

2.1.1.1. Number of Permit to Operate and other special permits issued	60
2.1.1.2. Number of Letter of Authority and Certificates of Public Convenience and Necessity (CPCN) issued	3

#### 2.1.2. ENFORCEMENT

*Outcome indicator(s):*

2.1.2.1. Percentage decrease on complaints received	
2.1.2.2. Compliant CABB stakeholders increased	

*Output indicator(s):*

2.1.2.1. Number of CABB client complaints received and addressed	20
2.1.2.2. Number of cases/violations endorsed to CAB National	
2.1.2.3. Number of information dissemination campaigns conducted	12
2.1.2.4. Number of ocular inspections conducted	5
2.1.2.2. Number of coordination meetings conducted	12
2.1.2.3. Number of law enforcers and partner agencies attended	100

## VII. MINISTRY OF TRANSPORTATION AND COMMUNICATIONS

### 2.1.3. MONITORING

*Outcome indicator(s):*

- 2.1.3.1. Express/special lanes for PWDs, pregnant women, and senior citizens provided
- 2.1.3.2. Consolidated issues and concerns addressed
- 2.1.3.3. Gathered statistical data for future reference or guidelines of CABB and other agencies
- 2.1.3.4. Established Bangsamoro PRAD in NAIA

*Output indicator(s):*

- 2.1.3.1. Number of airfreights, air cargo forwarder, general and break bulk sales agents facilities inspected 30
- 2.1.3.2. Number of CABB stakeholders participated during the semestral end meeting and consultation 100
- 2.1.3.3. Number of conferences with airfreight, air cargo and general sales agents operating within BARMM for purposes of data gathering conducted 12
- 2.1.3.4. Number of coordination meeting with CAB National counterparts conducted 3

### 2.2 INFORMATION SERVICES

*Outcome indicator(s):*

- 2.2.1. Bilateral agreement between CABB and stakeholders signed
- 2.2.2. Percentage increase on number of air passengers 30%

*Output indicator(s):*

- 2.2.1. Number of summit conducted 6
- 2.2.2. Number of APBR orientation on stakeholders conducted 12

### 3. BANGSAMORO LAND TRANSPORTATION OFFICE (BLTO)

#### 3.1. COORDINATION, ADVANCEMENT, AND COOPERATION

*Outcome indicator(s):*

- 3.1.1. BLTO activities maintained
- 3.1.2. Increased awareness of clients and stakeholders on BLTO rules and regulations
- 3.1.3. MOU/MOA between BLTO and LTO National agreed and signed
- 3.1.4. Improved management committee meetings
- 3.1.5. Implemented coordination meeting for the establishment of District and Extension Offices of BLTO at 63 barangays and Lamitan City, Basilan

*Output indicator(s):*

- 3.1.1. Number of coordination meetings with other law enforcement agencies conducted 8
- 3.1.2. Number of information dissemination drives conducted 4
- 3.1.3. Number of coordination meeting with LTO National conducted 8
- 3.1.4. Number of conducted management committee meetings 2
- 3.1.5. Number of coordination meetings for the establishment of District and Extension Offices of BLTO at 63 barangays and Lamitan City, Basilan 4

#### 3.2. LAW ENFORCEMENT

*Outcome indicator(s):*

- 3.2.1. Percentage decreased on numbers of traffic violators, TOPs issued and vehicles impounded
- 3.2.2. Implemented transportation traffic rules and regulation services
  - 3.2.2.1. Conducted information, education, and communications
  - 3.2.2.2. Conducted law enforcement operation
- 3.2.3. Percentage of clients trained
- 3.2.4. Percentage of registered applicants during the mobile registration processed
- 3.2.5. Improved database system

*Output indicator(s):*

- 3.2.1. Number of law enforcement and field operations conducted 11
  - 3.2.1.1. Participate on DOTr OPLAN Activities, to wit:
    - a. OPLAN Byaheng Ayos Semana Santa 2023 1
    - b. OPLAN Byaheng Ayos, Undas 2023 1
    - c. OPLAN Balik-Eskwela 2023 1
    - d. OPLAN Byaheng Ayos, Pasko 2023 1

## VII. MINISTRY OF TRANSPORTATION AND COMMUNICATIONS

3.2.2. Number of implemented transportation traffic rules and enforcement	
3.2.2.1. Information, education, and communications	10
3.2.2.2. Law enforcement operation	20
3.2.3. Number of trainings and seminars for clients conducted	11
3.2.4. Number of conducted mobile registration	11
3.2.5. Management Information System Implemented	
3.2.5.1. Number of conducted research, data gathering/baselining	13
3.2.5.2. Number of submitted reports	12
3.2.5.3. Number of conducted monitoring and evaluation (quarterly)	4
3.2.5.4. Number of installed BLTO E-Complaint Feedback Mechanism	1

### 3.3. BLTO-BARMM REGULATIONS AND REVENUE GENERATION

#### *Outcome indicator(s):*

- 3.3.1 Issued accountable forms, MV/MC Plates (New and Renewal), Driver's License (New and Renewal), Student Permit and Enforcers Uniform
- 3.3.2. Percentage increase in issuances of accountable forms
- 3.3.3. Percentage increase in issuance of Driver's Licenses (New and Renewal), Conductor's Licenses and Student Permits
- 3.3.4. Percentage increase in issuance of MV/MC plates
- 3.3.5. BLTO auxillary services mapped, validated and accredited

#### *Output indicator(s):*

3.3.1 Number of issued accountable forms, licensing plates, and enforcer uniforms	
3.3.1.1 Number of issued Certificate of Registration (CR)	6,000
3.3.1.2 Number of issued Motor Vehicle Registration Report (MVRR)	3,000
3.3.1.3 Number of issued Miscellaneous Receipt (MR)	3,000
3.3.1.4 Number of issued Motor Vehicle Inspection Report (MVIR)	3,000
3.3.1.5 Number of issued Temporary Operator's Permit (TOP)	3,500
3.3.1.6 Number of issued Inspection Receipt for Motor Vehicle (IRMV)	3,500
3.3.1.7 Number of issued New Certificate of Registration (NCR)	3,000
3.3.1.8 Number of issued Application for Driver's License (ADL)	4,000
3.3.1.9 Number of issued Motor Vehicle Miscellaneous Registration Receipt (MVMRR)	2,500
3.3.1.10 Number of issued Return Receipt of Plate and Licenses (RRPL)	3,000
3.3.1.11 Number of issued Request for Confirmation (RC)	3,000
3.3.1.12 Number of issued Official Receipt (OR)	2,000
3.3.2. Number of issued licenses - new/renewal/student permit (DL/CL).	150,000
3.3.3. Number of BLTO Auxillary services mapped, validated and accredited	
3.3.3.1. Medical Clinics	18
3.3.3.2. Private Emission Testing Center	5
3.3.3.3. Driving Schools	15

### 4. BANGSAMORO LAND TRANSPORTATION FRANCHISING AND REGULATORY BOARD (BLTFRB)

#### 4.1. MONITORING, REGULATION, AND LAW ENFORCEMENT

##### 4.1.1. MONITORING

#### *Outcome indicator(s):*

- 4.1.1.1. GAD Policies on terminals complied
- 4.1.1.2. PUVs passengers' safety and convenience improved
- 4.1.1.3. Aligned plans and programs with national and regional counterpart

#### *Output indicator(s):*

4.1.1.1. Number of GAD-compliant terminals inspected	40
4.1.1.2. Number of PUVs supervised and monitored	100
4.1.1.3. Number of coordination meetings conducted with national and regional counterpart	20
4.1.1.4. Number of provincial meetings conducted	2

##### 4.1.2. REGULATIONS

#### *Outcome indicator(s):*

- 4.1.2.1. PUV operators authorized to operate and guaranteed insurance coverage to riding public



## VII. MINISTRY OF TRANSPORTATION AND COMMUNICATIONS

### *Output indicator(s):*

4.1.2.1. Number of new CPC issued (Certificate of Public Convenience)	200
4.1.2.2. Number of EV issued (Extension of Validity)	100
4.1.2.3. Number of SP issued (Special Permit for Out of Line)	100
4.1.2.4. Number of IRS issued (Inspection Report Summon)	200
4.1.2.5. Number of POS issued (Payment Order Slip)	100
4.1.2.6. Number of RRPL issued (Return of Registered Plates)	100
4.1.2.7. Number of impounding receipts	100
4.1.2.8. Number of pull tight for taxi meter/seal	150
4.1.2.9. Number of holograms (PPMP-transfer)	5,000
4.1.2.10. Number of authentication stickers issued	5,000
4.1.2.11. Number of windshield /renewal sticker issued	5,000
4.1.2.12. Number of PA issued (Provisional Authority)	200

### 4.1.3. LAW ENFORCEMENT

#### *Outcome indicator(s):*

- 4.1.3.1. Law enforcement for anti-colorum PUVs improved
- 4.1.3.2. Implementation of joint operations with BLTO guaranteed
- 4.1.3.3. Safety and welfare of commuting public during regular and special holidays insured

#### *Output indicator(s):*

4.1.3.1. Number of anti-colorum campaigns conducted	40
4.1.3.2. Number of implemented joint operations with BLTO	20
4.1.3.3. Number of operations conducted on regular and special holidays	4

### 4.2. LAND ROAD CAPACITY ASSESSMENT

#### *Outcome indicator(s):*

- 4.2.1. Interested stakeholders' awareness for joining pre-bid invitation and post-bid result thru media publication
- 4.2.2. Opening of intra-regional routes
- 4.2.3. Route allocation improved
- 4.2.4. Established awareness and accessibility to the riding public

#### *Output indicator(s):*

4.2.1. Number of pre-bid invitations and post bid results advertised and published	12
4.2.2. Number of newly opened intra-regional routes	25
4.2.3. Number of revalidated and surveyed existing intra-routes	20
4.2.4. Number of intra-regional routes inaugurated and awarded	21

### 4.3. DRIVER'S ACADEMY

#### *Outcome indicator(s):*

- 4.3.1. Refamiliarized drivers with basic road safety, driving courtesy and traffic rules and regulations

#### *Output indicator(s):*

4.3.1. Number of PUV driver attendees to the driver's academy	250
---	-----

### 4.4. STAKEHOLDER'S CONFERENCE

#### *Outcome indicator(s):*

- 4.4.1. Enhanced consultation and coordination with stakeholders

#### *Output indicator(s):*

4.4.1. Number of stakeholders conference conducted	4
--	---

## 5. BANGSAMORO MARITIME INDUSTRY AUTHORITY (BMARINA)

### 5.1. MARITIME INDUSTRY PROMOTION AND POLICY SERVICES

#### *Outcome indicator(s):*

- 5.1.1. Formulated/adopted MARINA policies, rules and regulations for maritime industry development issued

## VII. MINISTRY OF TRANSPORTATION AND COMMUNICATIONS

- 5.1.2. Maritime safety administration and operation improved
- 5.1.3. Strong linkages and collaboration of maritime-related government agencies/offices and stakeholders enhanced
- 5.1.4. Inclusive, coordinated and collaborative engagement on BIMP-EAGA affairs
- 5.1.5. Fostered strong linkages/interaction among seafarers
- 5.1.6. Safety of vessels during seasonal activities ensured
- 5.1.7. Bangsamoro Regional Maritime Industry Development Plan (BRMIDP) crafted

### *Output indicator(s):*

5.1.1. Number of policies discussed, agreed and formulated	3
5.1.2. Number of participants during the conduct of Inter-Agency Maritime Forum to discuss policies, rules and regulations	320
5.1.3. Number of participants attended the Maritime Week celebration	320
5.1.4. Number of policies on the regulation of vessels on barter trading in BIMP-EAGA route formulated	2
5.1.5. Number of participants attended the promotion and celebration of Seafarer's Day	130
5.1.6. Number of information disseminated on maritime safety during seasonal activities (Oplan Biyaheng Ayos: Oplan Undas, Oplan Semana Santa, Oplan Kapaskuhan, Oplan Kapistahan, Oplan Balik Eskwela etc)	3
5.1.7. Number of vessel operators/boat owners/shipping companies attended the public consultation on the formulation of Bangsamoro Regional Maritime Industry Development Plan	220

## 5.2. LAW ENFORCEMENT

### *Outcome indicator(s):*

- 5.2.1. Accessibility, safety, and efficiency of domestic maritime transport services in the region improved
- 5.2.2. Compliant to laws, rules, and regulations increased
- 5.2.3. Registered/unregistered vessels gathered and databased
- 5.2.4. Inter/intra regional routes inspected, validated, and mapped out

### *Output indicator(s):*

5.2.1. Number of registered and unregistered vessels identified during Anti-Colorum activities	1,406
5.2.2. Number of inspection, monitoring and evaluation of vessels compliant to safety of Life at Sea (SOLAS), gender-sensitive and MARINA circulars conducted	5
5.2.3. Number of boat builders compliant to requirements and guidelines of MC No. SR-2020-01 and RA 9710	6
5.2.4. Number of registered and unregistered motorized bancas/vessels:	
Fishing vessels/bancas	1,185
Cargo vessels	1,044
Private vessels	1,298
5.2.5. Number of existing domestic routes (intra and inter-regional regional route) in the region inspected and validated	5
5.2.6. Number of maritime casualty investigation and simplified tonnage measurement conducted/participated	2
5.2.7. Number of boat captains and marine diesel mechanics for license issuances trained	200
5.2.8. Number of intra-regional routes inspected, validated and mapped out within the SGA - 63 barangays	4

## 5.3. LICENSING AND REGISTRATION

### *Outcome indicator(s):*

- 5.3.1. Professionalized/licensed seafarers in the region
- 5.3.2. Globally competitive BARMM seafarers sustained
- 5.3.3. Vessels and seafarers new applications/renewal for issuance of permits, licenses and certificates increased and documented

### *Output indicator(s):*

5.3.1. Number of licenses on Boat Captain and Marine Diesel Mechanic issued	3,527
5.3.2. Number of trained and licensed fishing, cargo, and shipping boat owners/operators undergone Maritime Law Enforcement Training (MC No. 120) on licensing and registration	280

## VII. MINISTRY OF TRANSPORTATION AND COMMUNICATIONS

### 5.4. IMPROVE REVENUE GENERATION

*Outcome indicator(s):*

- 5.4.1. Increased registered vessels
- 5.4.2. Issued permits/certificates increased
- 5.4.3. Additional sea route and inland waterways opened

*Output indicator(s):*

- 5.4.1. Number mobile registration conducted 5
- 5.4.2. Number of vessels issued with permits/certificates 13,450
- 5.4.3. Number of sea routes and inland waterways opened 4

### 6. BANGSAMORO PORTS MANAGEMENT AUTHORITY (BPMA)

#### 6.1 RESPONSIVE AND ACCOUNTABLE BPMA-BARMM

*Outcome indicator(s):*

- 6.1.1. Assessed ports for repair and rehabilitation 100%
- 6.1.2. Enhanced port management and operation
- 6.1.3. Validated and coordinated port projects in BARMM

*Output indicator(s):*

- 6.1.1. Number of port inspections and monitoring conducted 10
- 6.1.2. Number of conducted management conferences 2
- 6.1.3. Number of conducted port project validation and coordination 10

#### 6.2. BPMA-BARMM POLICY DEVELOPMENT PROGRAM

*Outcome indicator(s):*

- 6.2.1. Crafted policies and agreements for enhanced service delivery
- 6.2.2. Improved port management stakeholder's consultation

*Output indicator(s):*

- 6.2.1. Number of governing board sessions conducted 3
- 6.2.2. Number of conducted Port Management Advisory Council consultations 8

#### 6.3. BPMA-BARMM TRANSACTION-BASED AND SERVICE REVENUE PROGRAM

*Outcome indicator(s):*

- 6.3.1. Port operations and revenue collections improved 5%

*Output indicator(s):*

- 6.3.1. Number of catered transactions and/or issued official receipts 48,200 (965 pads)

#### 6.4. PORT EXPANSION AND MODERNIZATION PROGRAM OF BPMA-BARMM

*Outcome indicator(s):*

- 6.4.1. Percentage of accomplishment on the construction of warehouse at Jolo Port 100%
- 6.4.2. Percentage of accomplishment on the construction of Operational Area Perimeter Fence with Gates at Jolo Port 100%
- 6.4.3. Percentage of accomplishment on the construction of Passenger Terminal Building at Port of Sitangkai, Tawi-Tawi 100%
- 6.4.4. Percentage of accomplishment on the construction of Passenger Terminal Building at Port of Sibutu, Tawi-Tawi 100%
- 6.4.5. Percentage of accomplishment on the rehabilitation and improvement of passenger terminal building & other port facilities at Bongao Port, Tawi-Tawi 100%

*O*

- 6.4.1. Number of constructed warehouse at Jolo Port 1
- 6.4.2. Number of constructed Operational Area Perimeter Fence with Gates at Jolo Port 1
- 6.4.3. Number of constructed Passenger Terminal Building at Port of Sitangkai, Tawi-Tawi 1
- 6.4.4. Number of constructed Passenger Terminal Building at Port of Sibutu, Tawi-Tawi 1
- 6.4.5. Number of rehabilitated and improved passenger terminal building & other port facilities at Bongao Port, Tawi-Tawi 1

## VII. MINISTRY OF TRANSPORTATION AND COMMUNICATIONS

### 7. BANGSAMORO TELECOMMUNICATIONS COMMISSION (BTC)

#### 7.1 SUPERVISION AND VALIDATION SERVICES

*Outcome indicator(s):*

7.1.1. Increased number of validated barangays in BARMM

*Output indicator(s):*

7.1.1. Number of validated barangays in BARMM	800
7.1.2. Number of cellular towers validated	40

#### 7.2. EFFICIENT INSPECTION AND MONITORING CAMPAIGN

*Outcome indicator(s):*

7.2.1. Increased number of registered broadcasting stations  
7.2.2. Decreased number of unauthorized use of frequency

*Output indicator(s):*

7.2.1. Number of inspected AM stations	6
7.2.2. Number of inspected FM stations	12
7.2.3. Number of inspected CATV stations	3
7.2.4. Number of inspected TV stations	3
7.2.5. Number of inspected land based, mobile and portable radio stations	15
7.2.6. Number of inspected coast, ships ports, vessels radio stations	8
7.2.7. Number of inspected radio communication equipment dealers	6
7.2.8. Number of inspected VAS providers	5

#### 7.3 RADIO LAWS AND LAW ENFORCEMENT DEPUTATION

*Outcome indicator(s):*

7.3.1. Regulated radio operators

*Output indicator(s):*

7.3.1. Number of conducted orientation for civic action groups	10
7.3.2. Number of conducted orientation for amateur radio users	2
7.3.3. Number of conducted orientation for private companies/entities	10
7.3.4. Number of conducted orientation for government agencies/offices	15

#### 7.4 ISSUANCE OF LICENSES, PERMITS AND CERTIFICATES

*Outcome indicator(s):*

7.4.1. Increased number of issued licenses, permits, and certificates

*Output indicator(s):*

7.4.1. Number of licenses issued	540
7.4.2. Number of permits issued	50
7.4.3. Number of certificates issued	300
7.4.4. Number of procured accountable forms	5,000

#### 7.5 RADIO OPERATOR'S EXAMINATION

*Outcome indicator(s):*

7.5.1. Increased number of registered amateur & commercial radio operators

*Output indicator(s):*

7.5.1. Number of administered examination for amateur radio operators	2
7.5.2. Number of administered examination for commercial radio operators	1

#### 7.6 SPECTRUM PLANNING MANAGEMENT

*Outcome indicator(s):*

7.6.1. Established data on used and vacant frequencies in BARMM

*Output indicator(s):*

7.6.2. Number of validated broadcast station signal strength	10
--	----

## VII. MINISTRY OF TRANSPORTATION AND COMMUNICATIONS

### C. SPECIAL PROVISIONS

1. Bangsamoro Airport Authority. The amount of Twenty-Nine Million One Hundred Seventy-Three Thousand Two Hundred Pesos (₱29,173,200.00) herein appropriated shall be used exclusively for the procurement of Consulting Services for the Formulation of the Airport Development Master Plan in the BARMM, subject to the submission of Program Implementation Plan and Guidelines and quarterly status report of implementation to MFBM.

2. Bangsamoro Land Transportation Office. The amount of Twenty-Eight Million Two Hundred Thirty-Five Thousand One Hundred Sixty-Two Pesos (28,235,162.00) herein appropriated shall be used exclusively for the procurement of accountable forms, license cards, plates and stickers, subject to the submission of Program Implementation Plan and Guidelines and quarterly status report of implementation to MFBM.

3. Bangsamoro Maritime Industry Authority. The amount of Four Million Four Hundred Nineteen Thousand Eight Hundred Seventy Pesos (4,419,870.00) herein appropriated shall be used exclusively for the procurement of accountable forms for registration, law enforcement, franchising and accreditation, subject to the submission of Program Implementation Plan and Guidelines and quarterly status report of implementation to MFBM.

4. Bangsamoro Ports Management Authority. The amount of Fifteen Million Pesos (15,000,000.00) herein appropriated shall be used exclusively for the construction of warehouse in Jolo Port subject to the submission of common engineering documents.

5. Reporting and Posting Requirements. The implementing Ministries and Offices shall submit quarterly reports on its financial and physical accomplishments, within thirty (30) days after the end of every quarter, through the following:

- (a) Unified Reporting System (URS) or other electronic means for submission of reports;
- (b) Hardcopy submitted to the MFBM; and
- (c) Implementing Ministry/Office's website.

The implementing Ministries and Offices shall send written notice when said reports have been submitted or posted on its website to the MFBM and other offices where the submission of reports is required under existing laws, rules and regulations. The date of notice to said Ministries and Offices shall be considered the date of compliance with this requirement.

**BANGSAMORO AUTONOMOUS REGION IN MUSLIM MINDANAO**

**VIII. MINISTRY OF BASIC, HIGHER AND TECHNICAL EDUCATION**

For general administration and support, support to operations, and operations as indicated  
hereunder .....

**27,273,090,333.00**

Appropriations, by Program (in pesos)

	Current Operating Expenditures			Total
	Personnel Services	Maintenance and Other Operating Expenses	Capital Outlays	
<b>General Administration and Support</b>	<b>128,367,552.00</b>	<b>586,159,256.00</b>	<b>17,595,000.00</b>	<b>732,121,808.00</b>
<b>Support to Operations</b>	<b>41,768,827.00</b>	<b>51,599,338.00</b>	<b>546,550,000.00</b>	<b>639,918,165.00</b>
<b>Operations</b>	<b>20,379,561,236.00</b>	<b>4,407,212,557.00</b>	<b>1,114,276,567.00</b>	<b>25,901,050,360.00</b>
Management and Supervision of Field Operations	30,948,842.00	6,553,708.00		37,502,550.00
Management Support to Education Program	8,934,507.00	7,430,000.00		16,364,507.00
Bangsamoro Education Program	5,447,844.00	431,913,891.00	761,369,506.00	1,198,731,241.00
School-Based Management and Operations	20,060,294,473.00	2,049,489,058.00	261,876,000.00	22,371,659,531.00
Division of Basilan	1,114,397,486.00	105,372,122.00		1,219,769,608.00
Division of Lamitan City	387,904,751.00	49,484,970.00		437,389,721.00
Division of Sulu	3,006,939,861.00	286,325,155.00		3,293,265,016.00
Division of Tawi-Tawi	2,030,540,949.00	181,965,531.00		2,212,506,480.00
Division of Maguindanao	4,771,892,236.00	500,128,019.00		5,272,020,255.00
Division of Lanao del Sur I	3,136,801,361.00	287,703,893.00		3,424,505,254.00
Division of Lanao del Sur II	2,831,973,619.00	244,221,702.00		3,076,195,321.00
Division of Marawi City	926,932,141.00	73,854,606.00		1,000,786,747.00
Division of Cotabato City	1,194,801,371.00	100,762,146.00		1,295,563,517.00
Division of Special Geographic Area	653,110,698.00	76,265,664.00		729,376,362.00
School Head Financial Literacy		4,053,250.00		4,053,250.00
School Building Program			161,876,000.00	161,876,000.00
Education Response	5,000,000.00	139,352,000.00	100,000,000.00	244,352,000.00
Bangsamoro School Sports Program		43,859,000.00		43,859,000.00
Inclusive Education Program		56,970,975.00		56,970,975.00
Curriculum, Learning Delivery and Assessment		6,680,853.00		6,680,853.00
Access to Higher and Modern Education Scholarship Program		235,193,150.00		235,193,150.00
Higher Education Services	191,891,815.00	57,586,946.00	55,850,000.00	305,328,761.00

**VIII. MINISTRY OF BASIC, HIGHER AND TECHNICAL EDUCATION**

Balabagan Trade School (BTS)	23,132,236.00	4,699,216.00	300,000.00	28,131,452.00
Hadji Butu School of Arts and Trades (HBSAT)	56,058,425.00	7,416,410.00	5,300,000.00	68,774,835.00
Lanao Agricultural College (LAC)	38,561,057.00	6,517,187.00	1,350,000.00	46,428,244.00
Lapak Agricultural School (LAPAK)	31,016,548.00	5,721,712.00	300,000.00	37,038,260.00
Upi Agricultural College (UAS)	30,054,437.00	12,918,231.00	42,320,000.00	85,292,668.00
Unda Memorial National Agricultural School (UMNAS)	13,069,112.00	4,846,800.00	1,300,000.00	19,215,912.00
Regional Madrasah Graduate Academy (REMA)		15,467,390.00	4,980,000.00	20,447,390.00
TVET Provisions	72,906,499.00	303,594,566.00	33,837,589.00	410,338,654.00
TVET Policy and Standards	7,030,101.00	6,146,410.00	1,293,472.00	14,469,983.00
Madaris Education Services	2,107,155.00	1,201,794,000.00	50,000.00	1,203,951,155.00
Madaris Standards and Provisions		139,932,500.00	50,000.00	139,982,500.00
Madaris Asatidz Program	2,107,155.00	1,061,861,500.00		1,063,968,655.00
<b>TOTAL 2023 APPROPRIATIONS</b>	<b>20,549,697,615.00</b>	<b>5,044,971,151.00</b>	<b>1,678,421,567.00</b>	<b>27,273,090,333.00</b>

**BANGSAMORO AUTONOMOUS REGION IN MUSLIM MINDANAO**

**VIII. MINISTRY OF BASIC, HIGHER AND TECHNICAL EDUCATION**

Appropriations, by Object of Expenditures  
(in pesos)

Current Operating Expenditures	(Cash-based) 2023
<b>Personnel Services</b>	
Civilian Personnel	
Permanent Positions	
Salaries and Wages	14,327,241,708.00
Total Permanent Positions	<u>14,327,241,708.00</u>
Other Compensation Common to All :	
Personnel Economic Relief Allowance	952,104,000.00
Representation Allowance	5,340,000.00
Transportation Allowance	5,340,000.00
Clothing and Uniform Allowance	238,026,000.00
Subsistence Allowance	8,586,000.00
Laundry Allowance	858,600.00
Productivity Enhancement Incentives	198,355,000.00
Hazard Pay	59,282,845.00
Mid-Year Bonus	1,193,936,809.00
Year-End Bonus	1,193,936,809.00
Cash Gift	198,355,000.00
Other Bonuses and Allowances	31,839,000.00
Total Other Compensation Common to All	<u>4,085,960,063.00</u>
Other Benefits	
Retirement and Life Insurance Premiums	1,719,269,020.00
PAG-IBIG Contributions	47,605,200.00
Philhealth Contributions	322,016,424.00
Employees Compensation Insurance Premiums	47,605,200.00
Total Other Benefits	<u>2,136,495,844.00</u>
<b>Total Personnel Services</b>	<b><u>20,549,697,615.00</u></b>
<b>Maintenance and Other Operating Expenses</b>	
Traveling Expenses	510,493,144.00
Training and Scholarship Expenses	1,048,331,050.00
Supplies and Materials Expenses	1,523,404,323.00
Utility Expenses	113,184,423.00
Communication Expenses	83,645,340.00
Awards/Rewards, Prizes and Indemnities	1,357,500.00
Survey, Research, Exploration and Development Expenses	10,287,453.00
Extraordinary and Miscellaneous Expenses	4,444,800.00
Professional Services	1,247,843,228.00
Consultancy Services	17,000,000.00
General Services	94,458,686.00
Repairs and Maintenance	181,092,102.00
Financial Assistance/Subsidy	136,760,000.00
Taxes, Insurance Premiums and Other Fees	5,355,000.00
Other Maintenance and Operating Expenses	
Advertising Expenses	3,888,000.00
Printing and Publication Expenses	10,166,362.00
Representation Expenses	37,831,100.00
Transportation and Delivery Expenses	4,756,640.00
Rent/Lease Expenses	7,130,000.00
Membership Dues and Contributions to Organizations	750,000.00
Subscription Expenses	792,000.00
Other Maintenance and Operating Expenses	2,000,000.00
<b>Total Maintenance and Other Operating Expenses</b>	<b><u>5,044,971,151.00</u></b>
<b>Total Current Operating Expenditures</b>	<b><u>25,594,668,766.00</u></b>
<b>Capital Outlays</b>	
Land and Land Improvements	4,860,000.00
Buildings and Other Structures	335,376,000.00
Machinery and Equipment	9,739,272.00
Transportation Equipment	18,460,000.00
Furniture, Fixtures and Books	1,309,986,295.00
<b>Total Capital Outlays</b>	<b><u>1,678,421,567.00</u></b>
<b>TOTAL APPROPRIATIONS</b>	<b><u>27,273,090,333.00</u></b>



## VIII. MINISTRY OF BASIC, HIGHER AND TECHNICAL EDUCATION

### ORGANIZATIONAL OUTCOMES

**MANDATE** The Ministry shall be primarily responsible for the formulation, planning, implementation, and coordination of the policies, plans, programs, and projects in the areas of formal and non-formal education at all levels, supervise all educational institutions, both public and private, and provide for the establishment, maintenance and support of a complete, adequate, and integrated system of education relevant and responsive to the needs, ideals, and aspirations of the Bangsamoro People.

**ENHANCED PRIORITY AGENDA** Quality and Holistic Education. Improve access to quality and holistic education through the strengthening of the education system including the madaris system by investing in human resource development, skills training, and learning continuity programs, and advancing science, technology, and innovation.

### PERFORMANCE INFORMATION

#### ORGANIZATIONAL OUTCOMES (OOs) / PERFORMANCE INDICATORS (PIs) 2023 TARGETS

##### 1. MANAGEMENT AND SUPERVISION OF FIELD OPERATIONS

*Outcome indicator(s):*

1. Established Quality Standard, Processes and Systems	100%
2. Student Performance assessed in BARMM	1
3. Efficient and responsive TESD Quality Management System	100%

*Output indicator(s):*

1. No. of Monitoring and Evaluation Standard, Processes and System developed	1
2. No. of learners Grade 4 and Grade 8 assessed	16,280
3. No. of monitoring activities conducted	12

##### 2. MANAGEMENT SUPPORT TO EDUCATION PROGRAM

*Outcome indicator(s):*

1. Percentage of targeted public schools with acquired land title	100%
2. Percentage of Non-SUC HEIs which underwent RQAT monitoring/validation	90%
3. Percentage of Non-SUC HEIs monitored on Outcomes-Based Education (OBE)	90%

*Output indicator(s):*

1. No. of schools provided with financial and technical support for land acquisition title	33
2. No. of HEIs monitored/validated by RQAT	74
3. No. of Disciplinary Cluster RQATs organized	6
4. No. of Higher Education Curricular Programs monitored/validated	831
5. No. of HEI LCPs that underwent Monitoring, Evaluation, Accountability and Learning (MEAL) (Non-SUCs)	86

##### 3. BANGSAMORO EDUCATION PROGRAM

*Outcome indicator(s):*

1. Percentage of learners beneficiaries who completed the program	90%
2. Improved Quality of Education for Basic Education Learners	70%

*Output indicator(s):*

1. No. of learners benefiting from the School-Based Feeding Program	160,000
2. No. of learners benefiting from the School Dental Health Program	100,000
3. No. of Oplan Kalusugan Program implemented	11
4. No. of learners provided with learning resources	200,000

##### 4. SCHOOL-BASED MANAGEMENT AND OPERATION

*Outcome indicator(s):*

## VIII. MINISTRY OF BASIC, HIGHER AND TECHNICAL EDUCATION

1. Percentage of schools with improved administration and supervision	100%
2. Improved learning condition of learners and teachers	95%
<i>Output indicator(s):</i>	
1. No. of Schools Division Offices provided with MOOE	11
2. No. of Public Schools provided with MOOE	2,595
3. No. of SIP Guidelines developed	1
4. No. of classrooms constructed (Public School)	40
5. No. of classrooms constructed (Public Madrasah)	24
<b>5. BANGSAMORO SCHOOL SPORTS PROGRAM</b>	
<i>Outcome indicator(s):</i>	
1. Physical and School Sports Program improved	100%
2. Sports Coaches and Technical Officials trained and accredited	80%
<i>Output indicator(s):</i>	
1. BARMMAA and Local Sports conducted	1
2. Palarong Pambansa conducted	1
3. No. of Sports Feasibility conducted	1
4. No. of Teacher-Coaches and Technical Officials trained and accredited	1,155
<b>6. INCLUSIVE EDUCATION PROGRAM</b>	
<i>Outcome indicator(s):</i>	
1. Learners access to Basic Education increased	5%
2. Percentage of learners in difficult circumstances provided with learning resources	100%
<i>Output indicator(s):</i>	
1. No. of Out-of-School Youth enrolled in ALS	26,250
2. No. of Alternative Delivery Modality learners assisted in 93 barangays	4,902
3. No. of Indigenous People's Education (Erumanen-Manuvo and Sama Badjao) Framework developed	2
4. No. of Special Education (SPed) learners provided with Learning Resources	2,684
<b>7. CURRICULUM, LEARNING DELIVERY AND ASSESSMENT</b>	
<i>Outcome indicator(s):</i>	
1. Percentage of teaching and learning materials developed and quality assured	90%
2. Percentage of Senior High School supported and consulted	100%
<i>Output indicator(s):</i>	
1. No. of teachers trained on Content and Resilient Pedagogical Skills in different learning areas	125
2. No. of teachers trained on Bawat Batang Bangsamoro Bumasa't Bumilang: Reading Integration in Instruction Across Learning Areas	100
3. No. of participating schools on reseach (Bangsamoro Junior Scientist)	110
<b>8. ACCESS TO HIGHER AND MODERN EDUCATION (AHME) SCHOLARSHIP PROGRAM</b>	
<i>Outcome indicator(s):</i>	
1. Percentage of student beneficiaries maintaining their scholarship in BARMM priority programs	95%
<i>Output indicator(s):</i>	
1. No. of scholarship slots maintained	3,500
2. No. of new scholarship slots awarded	700
<b>9. HIGHER EDUCATION SERVICES</b>	
<i>Outcome indicator(s):</i>	
1. Average annual increase in freshmen enrolment in MSHEIs	3%
2. Percentage of HEIs compliant with agricultural education integration initiatives	100
3. Average annual increase percentage in completion rate in MSHEIs	2.73%

## VIII. MINISTRY OF BASIC, HIGHER AND TECHNICAL EDUCATION

### *Output indicator(s):*

1. No. of Monitoring, Evaluation, and Plan Adjustment (MEPA) activities on Institutional Strategic Plans	7
2. No. of beneficiaries of Faculty Development Program	99
3. No. of students provided with modules	10,494
4. No. of students who participated in the MSHEIs' capability building activities	1,465
5. No. of research-related capability building activities conducted	13
6. No. of Dormitory for Male and Female at Upi Agricultural School constructed	1

### 10. TVET PROVISIONS

#### *Outcome indicator(s):*

1. Percentage of graduates from Technical Education and Skills Development Programs that are employed	60%
---	-----

#### *Output indicator(s):*

1. No. of beneficiaries from Technical Education and Skills Development Programs	13,205
2. Percentage of Operating Units with MOOE	100%
3. No. of Provincial Training Center constructed	1

### 11. TVET POLICY AND STANDARDS

#### *Outcome indicator(s):*

1. Customer satisfaction rating on policies, rules, and regulations on TVET Programs	92%
2. Customer satisfaction rating from TVET stakeholders	95%

#### *Output indicator(s):*

1. Percentage of TESD Technology Institutions (TTI) compliant to TVET policies, rules, and regulations	95%
2. Percentage of BSPTVET graduates who undergo the National Competency Assessment Certification	75%
3. Percentage of compliance of TVET registered programs to TESDA requirements	95%
4. Percentage of compliance of TTI accredited assessment center to existing rules and regulations	95%
5. No. of skills competition conducted	2

### 12. MADARIS EDUCATION SERVICES

#### 12.1 Madaris Standards and Provision

##### *Outcome indicator(s):*

1. Improved and enhanced Madaris Education Standard, Policies and Curriculum formulated and issued	90%
2. Access to Madrasah Education and improved supervision and monitoring strategies	90%

##### *Output indicator(s):*

1. No. of learners provided with Financial Assistance	26,952
2. No. of Private Madrasah personnel trained and capacitated	134
3. No. of Madrasah applying for financial assistance validated	134
4. No. of Private Madrasah applying for PTO inspected	433

#### 12.2 Madaris Asatidz Program

##### *Outcome indicator(s):*

1. Improved delivery of Madaris Education System in Public School	90%
2. Percentage of ISAL Asatidz capacitated	90%

##### *Output indicator(s):*

1. No. of ISAL Asatidz renewed and hired	5,190
2. No. of ISAL Asatidz trained and deployed to public schools	5,190

## VIII. MINISTRY OF BASIC, HIGHER AND TECHNICAL EDUCATION

### C. SPECIAL PROVISIONS

1. Quick Response Fund. The amount of One Hundred Million Pesos (P100,000,000.00) herein appropriated for the Quick Response Fund (QRF) shall serve as a stand-by-fund to be used for the replacement, reconstruction, rehabilitation or repair of school buildings and facilities in order that the situation of the learners affected by natural or human-induced calamities, epidemics, crises, and catastrophes, which occurred in the last quarter of the immediately preceding year and those occurring during the current year may be normalized as quickly as possible. In no case shall the QRF be used for pre-disaster activities, such as conduct of training, insurance of assets, and public information initiatives, or any other authorized in this Act.

The fund allocation shall be released only upon request of the Ministry of Basic, Higher and Technical Education with certification and supporting documents such as but not limited to assessment report and rehabilitation design of the repair and/or rehabilitation.

2. Provision of Learning Resources. The amount of Seven Hundred Sixty-One Million Three Hundred Sixty-Nine Thousand Five Hundred Six Pesos (P761,369,506.00) herein appropriated for learning resources such as textbooks and other instructional materials, learning tools and equipment, informal and communication technology packages and video and sound recording shall be released only upon submission of the list of the learning resources procured under 2022 General Appropriations Act of the Bangsamoro and list of schools-beneficiaries. The procurement of textbooks and other instructional materials shall be pursuant to R.A. 8047.

3. Procurement of BARMM Signature Armchair. The amount of Three Hundred Ninety-Six Million Five Hundred Fifty Thousand Pesos (P396,550,000.00) herein appropriated under the Support to Operations shall be used exclusively for the procurement of BARMM Signature Armchair with wide and laminated writing surface, subject to the submission of the status report of procured armchairs and the number of learners-beneficiaries.

4. Bangsamoro RESPECT Program. The amount of One Hundred Forty-Nine Million Six Hundred Sixty-Five Thousand Pesos (P149,665,000.00) herein appropriated shall be released only upon submission of the list of names with their corresponding areas of assignment and Program Implementation Plan and Guidelines.

5. School-Based Feeding Program. The amount of Four Hundred Twenty-Three Million Two Hundred Seventy Thousand Pesos (P423,270,000.00) herein appropriated under the School-Based Feeding Program (SBFP) shall be for 160,000 learners and to be implemented within 120 days, subject to the submission of Program Implementation Plan and Guidelines, and School-Based Feeding Program Reports. In no case shall the Administrative Cost be higher than 3%.

6. Inclusive Education. The amount of Fifty-Six Million Nine Hundred Seventy Thousand Nine Hundred Seventy-Five Pesos (P56,970,975.00) herein appropriated, subject to submission of quarterly status report of implementation to MFBM, shall be used exclusively as follows:

(a) Forty-Seven Million Eight Hundred Fifty-Eight Thousand Five Hundred Seventy-Five Pesos (P47,858,575.00) for Alternative Learning System and Abot Kaalaman sa Pamilyang Bangsamoro (AKAP-BM) in the School-less Barangays;

(b) Four Million Seven Hundred Fifty-Six Thousand Two Hundred Pesos (P4,756,200.00) for Indigenous People's Education; and

(c) Four Million Three Hundred Fifty-Six Thousand Two Hundred Pesos (P4,356,200.00) for Special Education Program.

7. Curriculum Development. The amount of One Million Pesos (P1,000,000.00) herein appropriated shall be used exclusively for the Procurement of Consulting Services for Curriculum Development of Alternative Learning System and Special Education.

8. School Sites. The amount of Two Million Eighty-Eight Thousand Pesos (P2,088,000.00) herein appropriated shall be used to facilitate survey of school sites and sites with existing structures such as, but not limited to, school buildings and other facilities to address school congestion and environmental and safety issues, taking into consideration sites donated by LGUs and other stakeholders.

9. School Sports Program. The amount of Forty-Three Million Eight Hundred Fifty-Nine Thousand Pesos (P43,859,000.00) herein appropriated shall be used exclusively for School Sports Program.

10. Bangsamoro Sports Complex. The amount of Ten Million Pesos (P10,000,000.00) herein appropriated shall be used exclusively for Feasibility Study on the Establishment of Bangsamoro Sports Complex.

11. School Building. The amount of One Hundred Sixty-One Million Eight Hundred Seventy-Six Thousand Pesos (P161,876,000.00) herein appropriated shall be used for the construction of school building, subject to the submission of identified schools-beneficiaries and common engineering documents.

12. Cash Allowance to Teachers. The amount herein appropriated for Cash Allowance to teachers shall be used for the payment of Five Thousand Pesos (P5,000.00) per classroom teacher for every school year for the purchase of teaching supplies and materials, subject to the submission of Program Implementation Plan and Guidelines.

## VIII. MINISTRY OF BASIC, HIGHER AND TECHNICAL EDUCATION

13. World Teachers' Day Incentive Benefit. The amount herein appropriated under World Teachers' Day Benefit shall be granted during the World Teachers' Day celebration in the amount of One Thousand Pesos (P1,000.00) per teacher.

14. Appropriations for In-Service Training. The amount of Four Hundred Fifteen Million Four Hundred Thousand Pesos (P415,400,000.00) herein appropriated shall be used for the in-service training, other learning and development interventions of public school teachers, administrators, and education support personnel to upgrade their competence based on their professional standards, and other subjects pertinent to the effective exercise of educational function.

15. Access to Higher and Modern Education Scholarship Program. The amount of Two Hundred Thirty-Five Million One Hundred Ninety-Three Thousand One Hundred Fifty Pesos (P235,193,150.00) herein appropriated shall be released only upon submission of Program Implementation Plan and Guidelines.

The MBHTE shall develop a database that will effectively provide periodic monitoring of the Program's scholars.

16. Construction of Dormitory Building. The amount of Forty-One Million Five Hundred Thousand Pesos (P41,500,000.00) herein appropriated shall be used exclusively for the Construction of Dormitory Building for Upi Agricultural School and shall be released only upon submission of common engineering documents.

17. Survey for Upi Agricultural School. The amount of Seven Million Three Hundred Eighty-Seven Thousand Four Hundred Fifty-Three Pesos (P7,387,453.00) herein appropriated shall be used exclusively for the resurvey of Upi Agricultural School, subject to the submission of Program Implementation Plan and Guidelines.

18. TVET Scholarship. The amount of Two Hundred Eighty-Five Million Pesos (P285,000,000.00) herein appropriated shall be subject to the submission of Program Implementation Plan and Guidelines and quarterly status report of implementation to MFBM.

19. Construction of Technical Education Municipal Training Centers. The amount of Thirty-Two Million Pesos (P32,000,000.00) herein appropriated shall be used exclusively for the construction of Municipal Training Center in Maluso, Basilan and shall be released only upon submission of common engineering documents.

20. Employability of BSPTVET Graduates. The amount of One Million Eight Hundred Thousand Pesos (P1,800,000.00) herein appropriated shall be used exclusively for the Study on the Employability of Bangsamoro Scholarship Program Technical-Vocational Education and Training (BSPTVET) Graduates.

21. Madaris Asatidz Program. The amount of One Billion Two Hundred One Million Seven Hundred Ninety-Four Thousand Pesos (P1,201,794,000.00) herein appropriated shall be used for assistance to learners in accredited private madaris and hiring and training of Asatidz, subject to the submission of Program Implementation Plan and Guidelines and quarterly status report of implementation to MFBM.

22. Schools' MOOE. The MBHTE shall promulgate guidelines on the release of schools' MOOE subject to accounting and auditing rules and regulations, and submit quarterly status report of implementation to MFBM.

23. Personnel Services. The portion of the Personnel Services in the amount of Five Billion Four Hundred Seventy-Seven Million Five Hundred Seventy-Nine Thousand Nine Hundred Eighty-Nine Pesos (P5,477,579,989.00) shall only be released to the Ministry when positions are filled up and upon submission of Appointment and Deployment Order in support of the salary provision.

24. Reporting and Posting Requirements. The implementing Ministries and Offices shall submit quarterly reports on its financial and physical accomplishments, within thirty (30) days after the end of every quarter, through the following:

- (a) Unified Reporting System (URS) or other electronic means for submission of reports;
- (b) Hardcopy submitted to the MFBM; and
- (c) Implementing Ministry/Office's website.

The implementing Ministries and Offices shall send written notice when said reports have been submitted or posted on its website to the MFBM and other offices where the submission of reports is required under existing laws, rules and regulations. The date of notice to said Ministries and Offices shall be considered the date of compliance with this requirement.

BANGSAMORO AUTONOMOUS REGION IN MUSLIM MINDANAO

IX. MINISTRY OF INDIGENOUS PEOPLES' AFFAIRS

For general administration and support, support to operations, and operations as indicated hereunder .....

₱ **108,922,862.00**

Appropriations, by Program (in pesos)

	Current Operating Expenditures			Total
	Personnel Services	Maintenance and Other Operating Expenses	Capital Outlays	
<b>General Administration and Support</b>	<b>17,707,718.00</b>	<b>28,099,820.00</b>		<b>45,807,538.00</b>
<b>Support to Operations</b>	<b>6,721,086.00</b>	<b>7,124,060.00</b>	<b>50,000.00</b>	<b>13,895,146.00</b>
<b>Operations</b>	<b>17,891,443.00</b>	<b>31,228,735.00</b>	<b>100,000.00</b>	<b>49,220,178.00</b>
Land Tenure Security and Ancestral Domain		1,445,000.00		1,445,000.00
Conflict Management and Legal Mechanism Program		3,591,280.00		3,591,280.00
Promotion of IP Rights and Legal Aid		5,343,681.00		5,343,681.00
Livelihood and Cooperative Development Program		3,570,162.00	50,000.00	3,620,162.00
Promotion of Indigenous Peoples' Customs and Affairs		4,261,162.00	50,000.00	4,311,162.00
Community Leadership Capacity Building for IPs/ICCs		1,000,000.00		1,000,000.00
Crafting of Indigenous Political Structure of IPs/ICCs in BARMM		2,373,500.00		2,373,500.00
Indigenous Peoples' Development Initiatives				
Disaster Resilience Development		4,295,000.00		4,295,000.00
Medical Assistance Initiatives		1,978,950.00		1,978,950.00
Socio-Economic Assistance		3,370,000.00		3,370,000.00
<b>TOTAL 2023 APPROPRIATIONS</b>	<b>42,320,247.00</b>	<b>66,452,615.00</b>	<b>150,000.00</b>	<b>108,922,862.00</b>

**BANGSAMORO AUTONOMOUS REGION IN MUSLIM MINDANAO**

**IX. MINISTRY OF INDIGENOUS PEOPLES' AFFAIRS**

Appropriations, by Object of Expenditures  
(in pesos)

Current Operating Expenditures	(Cash-based) 2023
<b>Personnel Services</b>	
Civilian Personnel	
Permanent Positions	
Salaries and Wages	29,721,265.00
Total Permanent Positions	<u>29,721,265.00</u>
Other Compensation Common to All :	
Personnel Economic Relief Allowance	1,488,000.00
Representation Allowance	402,000.00
Transportation Allowance	402,000.00
Clothing and Uniform Allowance	372,000.00
Productivity Enhancement Incentives	310,000.00
Mid-Year Bonus	2,476,772.00
Year-End Bonus	2,476,772.00
Cash Gift	310,000.00
Total Other Compensation Common to All	<u>8,237,544.00</u>
Other Benefits	
Retirement and Life Insurance Premiums	3,566,552.00
PAG-IBIG Contributions	74,400.00
Philhealth Contributions	646,086.00
Employees Compensation Insurance Premiums	74,400.00
Total Other Benefits	<u>4,361,438.00</u>
<b>Total Personnel Services</b>	<b><u>42,320,247.00</u></b>
<b>Maintenance and Other Operating Expenses</b>	
Traveling Expenses	10,379,300.00
Training and Scholarship Expenses	16,584,280.00
Supplies and Materials Expenses	4,668,874.00
Utility Expenses	881,377.00
Communication Expenses	1,155,660.00
Survey, Research, Exploration and Development Expenses	3,330,000.00
Extraordinary and Miscellaneous Expenses	368,400.00
Professional Services	6,174,300.00
General Services	6,537,024.00
Repairs and Maintenance	440,000.00
Financial Assistance/Subsidy	6,720,000.00
Taxes, Insurance Premiums and Other Fees	235,000.00
Other Maintenance and Operating Expenses	
Advertising Expenses	1,236,000.00
Printing and Publication Expenses	1,336,000.00
Representation Expenses	3,089,400.00
Rent/Lease Expenses	2,120,000.00
Membership Dues and Contributions to Organizations	65,000.00
Subscription Expenses	132,000.00
Other Maintenance and Operating Expenses	1,000,000.00
<b>Total Maintenance and Other Operating Expenses</b>	<b><u>66,452,615.00</u></b>
<b>Total Current Operating Expenditures</b>	<b><u>108,772,862.00</u></b>
<b>Capital Outlays</b>	
Machinery and Equipment	150,000.00
<b>Total Capital Outlays</b>	<b><u>150,000.00</u></b>
<b>TOTAL APPROPRIATIONS</b>	<b><u>108,922,862.00</u></b>

## IX. MINISTRY OF INDIGENOUS PEOPLES' AFFAIRS

### ORGANIZATIONAL OUTCOMES

<b>MANDATE</b>	<p>The Ministry of Indigenous Peoples' Affairs is mandated to protect, promote, and preserve the interest and well-being of IPs within the Bangsamoro Autonomous Region with due regard to their beliefs, customs, traditions, and institutions.</p> <p>The Ministry serves as the primary agency responsible for the formulation and implementation of policies, plans, and programs to promote the well-being of all indigenous peoples in the Bangsamoro Autonomous Region in recognition of their ancestral domain as well as their rights thereto.</p>
<b>ENHANCED PRIORITY AGENDA</b>	<p><b>Agri-fishery Productivity and Food Security.</b> Promote socio-economic development, facilitate poverty alleviation, and strengthen regional food security by improving production in the agri-fishery sector and promoting value chain. Develop and implement responsive policies and innovative convergence programs that increase access to needed capital, resources, training, facilities, and equipment by farmers and fisherfolks, as well as connect their produce and harvest to a bigger market.</p> <p><b>Social Protection and Universal Health Care.</b> Boost responsiveness and timeliness of social protection services in order to mitigate vulnerability to economic, social, and environmental shocks and disasters. Improve equitable access to quality and affordable health care services, ensure protection from health financial risk and enhance modalities for diseases preparedness, prevention and management.</p> <p><b>Disaster Resilience and Climate-Change Adaptation.</b> Build resilience of communities to human-induced and natural disasters including emerging and re-emerging infectious diseases, and adaptive capacities to climate change by pursuing holistic approach to disaster prevention and mitigation, preparedness, response, recovery, and rehabilitation. Strengthen environment and natural resources protection, conservation, rehabilitation, and management through strict enforcement of laws and the enhancement of socially-cohesive development initiatives.</p> <p><b>Peace, Justice, and Security.</b> Sustain and improve peace, justice, and security across the BARMM through stronger coordination and proactive collaboration with law enforcement agencies, development partners, and other relevant agencies and stakeholders. Operationalize the plural and enhanced justice system under the Bangsamoro Organic Law. Intensify peace building interventions, starting from securing the deliverables and commitments under the Comprehensive Agreement on the Bangsamoro, including the attainment of transitional justice. Support the normalization process for the transitioning combatants, their families, and communities, through stronger cooperation, accountability, complementation, monitoring, and evaluation with the National Government.</p> <p><b>Bangsamoro Culture, Heritage, Identity and Diversity.</b> Advance the mainstreaming of the rich culture, heritage, and identity of the peoples of the Bangsamoro. Provide avenues for the meaningful engagement and participation of the diverse populace of the Bangsamoro and establish appropriate institutions towards a self-sustaining and inclusive development of the women, youth, and other vulnerable sectors.</p>

### PERFORMANCE INFORMATION

<u>ORGANIZATIONAL OUTCOMES (OOs) / PERFORMANCE INDICATORS (PIs)</u>	<u>2023 TARGETS</u>
<b>1. LAND TENURE SECURITY AND ANCESTRAL DOMAIN</b>	
<i>Outcome indicator(s):</i>	
1. Percentage of Ancestral Domain/'Fusaka Inged' identified by mean of self-delineation	80%
2. Percentage of surveys completed	0%
<i>Output indicator(s):</i>	
1. Number of hectares identified as 'Fusaka Inged' by means of self-delineation	0
<b>1.1 Indigenous Sustainable Development and Protection Program</b>	



## IX. MINISTRY OF INDIGENOUS PEOPLES' AFFAIRS

<i>Outcome indicator(s):</i>	
1. Percentage of Ancestral Domain/'Fusaka Inged' preserved and protected	80%
<i>Output indicator(s):</i>	
1. Number of indigenous sustainable development and protection plan formulated	1
<b>2. CONFLICT MANAGEMENT AND LEGAL MECHANISM PROGRAM</b>	
<b>2.1 Conflict Trainings and Dialogues</b>	
<i>Outcome indicator(s):</i>	
1. Percentage of capacity and skills of IP leaders enhanced	80%
2. Percentage of conflict trainings conducted	100%
<i>Output indicator(s):</i>	
1. Number of conflict training modules completed	7
2. Number of conflict dialogues completed	20
3. Number of conflicts resolved	30
<b>3. PROMOTION OF IP RIGHTS AND LEGAL AID</b>	
<b>3.1 Legal Assistance</b>	
<i>Outcome indicator(s):</i>	
1. Percentage of legal issues addressed	80%
<i>Output indicator(s):</i>	
1. Number of clients assisted	50
<b>3.2 Paralegal Training/ Workshop</b>	
<i>Outcome indicator(s):</i>	
1. Percentage of capacities and skills of IP leaders and youth enhanced	80%
<i>Output indicator(s):</i>	
1. Number of IP leaders and youth capacitated	100
<b>3.3 Information Drive and Free Legal Assistance</b>	
<i>Output indicator(s):</i>	
1. Number of information drive materials disseminated	500
<b>3.4 Empowering Indigenous Peoples' Youth as Advocates and Defenders of IP Rights (IPYAD)</b>	
<i>Outcome indicator(s):</i>	
1. Percentage of IP leaders and youth capacitated	80%
<i>Output indicator(s):</i>	
1. Number of IP leaders and youth capacitated	100
<b>3.5. Indigenous Peoples' Peacekeeping Force and Responder (IPPF)</b>	
<i>Outcome indicator(s):</i>	
1. Percentage of functional peace-keepers	80%
<i>Output indicator(s):</i>	
1. Number of functional peace-keepers	100
<b>4. LIVELIHOOD AND COOPERATIVE DEVELOPMENT PROGRAM</b>	
<b>4.1 Food Security Through Livelihood Assistance and Cooperative Development</b>	
<i>Outcome indicator(s):</i>	
1. Percentage of livelihood and cooperative assistance provided	100%
<i>Output indicator(s):</i>	
1. Number of IP cooperatives engaged in livelihood activities	5

## IX. MINISTRY OF INDIGENOUS PEOPLES' AFFAIRS

### 4.2 Development of Indigenous Product Centers (IPC) in Conflict-Affected/Vulnerable (CAV) IP Communities

*Outcome indicator(s):*  
1. Percentage of CA/VIP communities strengthened 80%

*Output indicator(s):*  
1. Number of IP cooperatives provided with livelihood training and local product development supported 1

### 5. PROMOTION OF INDIGENOUS PEOPLES' CUSTOMS AND AFFAIRS

#### 5.1 Revitalization of IP Culture

*Outcome indicator(s):*  
1. Percentage of knowledge and skills of IP students on IP culture improved 80%  
2. Percentage of indigenous culture and traditions preserved 80%

*Output indicator(s):*  
1. Number of IP students trained 60

#### 5.2 Documentation of customary laws and traditional justice systems of the major indigenous peoples group within BARMM

*Outcome indicator(s):*  
1. Percentage of workshops completed 100%

*Output indicator(s):*  
1. Number of workshops completed 2  
2. Number of stages of documentation completed 9

#### 5.3 Advocacy and Coordination Services

##### 5.3.1 Tribal Festivals

*Output indicator(s):*  
1. Number of cultural festivals supported with activities 5

##### 5.3.2 IP Mandatory Representation in local policy-making bodies

*Output indicator(s):*  
1. Number of IPMRs who are functional 50

#### 5.4 Establishment of School of Living Tradition

*Outcome indicator(s):*  
1. Percentage of Indigenous culture and traditions preserved 80%

*Output indicator(s):*  
1. Number of activities undertaken for the establishment of SLT 1

#### 5.5 IP Youth Empowerment Program

*Outcome indicator(s):*  
1. Percentage of advocacies pursued 80%

*Output indicator(s):*  
1. Number of advocacy issues and activities completed 2

### 6. COMMUNITY LEADERSHIP CAPACITY BUILDING FOR IPs/ICCs

*Outcome indicator(s):*  
1. Percentage of tribal leaders, youth and women's capacity improved 80%

*Output indicator(s):*  
1. Number of training modules completed 3

## IX. MINISTRY OF INDIGENOUS PEOPLES' AFFAIRS

### 7. CRAFTING OF INDIGENOUS POLITICAL STRUCTURE OF IPs/ICCs IN BARMM

#### 7.1. Lakkay Kultura

<i>Outcome indicator(s):</i>	
1. Percentage of cross cultural understanding and experience enhanced and deepened	80%
<i>Output indicator(s):</i>	
1. Number of cultural tour activities undertaken	1

### 8. INDIGENOUS PEOPLES' DEVELOPMENT INITIATIVES

#### 8.1 Conduct IEC on Disaster & Relief Assistance

<i>Outcome indicator(s):</i>	
1. Percentage of knowledge increased on risk reduction and prevention	80%
2. Percentage of assessment of capacities and vulnerabilities completed	80%
<i>Output indicator(s):</i>	
1. Number of disaster trainings conducted	5
2. Number of education campaign kits reproduced and disseminated	1,500
3. Number of IPs reached and received relief assistance	1,500

#### 8.2 Conduct of Medical Outreach Programs

<i>Outcome indicator(s):</i>	
1. Percentage of ICCs/IPs have improved health well-being	80%
<i>Output indicator(s):</i>	
1. Number of medical outreach conducted	5

#### 8.3 Socio-Economic Assistance

8.3.1 Financial Assistance Program / IP Assistance program	
<i>Outcome indicator(s):</i>	
1. Percentage of IPs with financial needs assistance	80%
<i>Output indicator(s):</i>	
1. Number of IP beneficiaries	150
8.3.2 Educational Assistance Program	
<i>Outcome indicator(s):</i>	
8.3.2a For Tertiary Level	
1. Percentage of educational needs improved	70%
<i>Output indicator(s):</i>	
8.3.2a For Tertiary Level	
1. Number of IP students provided assistance	100
8.3.3 Adult Literacy (Basic Literacy Program)	
<i>Outcome indicator(s):</i>	
1. Percentage of IP adult gained knowledge on basic education-reading, writing, numeracy skills	70%
<i>Output indicator(s):</i>	
1. Number of IP adults who attended the literacy program	60
8.3.4 Indigenous Health Education Campaign (Responsible Parenthood, Reproductive Health, COVID 19 and Other Health Risks)	
<i>Outcome indicator(s):</i>	
1. Percentage of IP/ICCs health and well-being improved	80%
<i>Output indicator(s):</i>	
1. Number of education campaign kits reproduced and disseminated	1,000
2. Number of trainings conducted	3

## IX. MINISTRY OF INDIGENOUS PEOPLES' AFFAIRS

### C. SPECIAL PROVISIONS

1. Comprehensive Survey on IP Household. The amount of Two Million Seven Hundred Thousand Pesos (P2,700,000.00) herein appropriated for Survey, Research, Exploration and Development Expenses shall be used exclusively for the survey on IP Household, subject to the submission of Program Implementation Plan and Guidelines and quarterly status report of implementation to MFBM.

2. Reporting and Posting Requirements. The implementing Ministries and Offices shall submit quarterly reports on its financial and physical accomplishments, within thirty (30) days after the end of every quarter, through the following:

- a. Unified Reporting System (URS) or other electronic means for submission of reports;
- b. Hardcopy submitted to the MFBM; and
- c. Implementing Ministry/Office's website.

The implementing Ministries and Offices shall send written notice when said reports have been submitted or posted on its website to the MFBM and other offices where the submission of reports is required under existing laws, rules and regulations. The date of notice to said Ministries and Offices shall be considered the date of compliance with this requirement.

**BANGSAMORO AUTONOMOUS REGION IN MUSLIM MINDANAO**

**X. MINISTRY OF HEALTH**

For general administration and support, support to operations, and operations as indicated  
hereunder .....

**₱ 5,893,945,419.00**

Appropriations, by Program (in pesos)

	Current Operating Expenditures			Total
	Personnel Services	Maintenance and Other Operating Expenses	Capital Outlays	
<b>General Administration and Support</b>	<b>40,371,703.00</b>	<b>88,286,422.00</b>		<b>128,658,125.00</b>
<b>Support to Operations</b>	<b>33,646,056.00</b>	<b>10,129,710.00</b>	<b>6,750,000.00</b>	<b>50,525,766.00</b>
<b>Operations</b>	<b>2,539,475,878.00</b>	<b>2,663,545,650.00</b>	<b>511,740,000.00</b>	<b>5,714,761,528.00</b>
Access to Promotive Health Care Service	427,112,053.00	1,796,630,957.00	1,600,000.00	2,225,343,010.00
Tiyakap Bangsamoro Kalusugan Program		116,640,000.00		116,640,000.00
Health Human Resources Development Bureau (HHRDB)		488,716,158.00		488,716,158.00
Health Emergency Management Staff (HEMS)		4,910,000.00	1,600,000.00	6,510,000.00
Nutrition Program		26,854,204.00		26,854,204.00
Population Program		23,110,850.00		23,110,850.00
Infectious Disease Cluster		42,040,740.00		42,040,740.00
Family Health Cluster		32,035,140.00		32,035,140.00
National Immunization Program (NIP)		508,387,512.00		508,387,512.00
Non-Communicable Disease Cluster		50,628,062.00		50,628,062.00
Mental Health Program		15,148,115.00		15,148,115.00
Health Promotion and Public Information Office (HEPO/PIO)		7,959,545.00		7,959,545.00
Field Health Service Information System (FHSIS)		3,592,650.00		3,592,650.00
Regional Epidemiology Surveillance Unit (RESU)		19,750,873.00		19,750,873.00
Health Information Program (KMITS)		3,506,950.00		3,506,950.00
Barangay Health Workers (BHW) Program		212,471,000.00		212,471,000.00
Water and Sanitation Hygiene (WASH)		6,894,000.00		6,894,000.00
Regulation, Licensing and Enforcement Cluster (RLEC)		3,216,674.00		3,216,674.00
COVID Response		230,768,484.00		230,768,484.00
Access to Curative & Rehabilitation Health Care Service	2,112,363,825.00	866,914,693.00	510,140,000.00	3,489,418,518.00
IPHO Maguindanao	303,018,154.00	123,948,654.00	19,000,000.00	445,966,808.00
City Health Office of Cotabato		10,106,272.00		10,106,272.00

**X. MINISTRY OF HEALTH**

IPHO Sulu	280,259,277.00	90,912,101.00	29,000,000.00	400,171,378.00
IPHO Tawi-Tawi	85,471,238.00	43,482,009.00	19,000,000.00	147,953,247.00
IPHO Lanao del Sur	94,534,702.00	34,212,544.00	14,000,000.00	142,747,246.00
Marawi City Health Office		6,676,831.00	3,000,000.00	9,676,831.00
Basilan Provincial Health Office		6,676,831.00		6,676,831.00
City Health Office of Lamitan		3,028,000.00	14,390,000.00	17,418,000.00
Buluang District Hospital	162,691,824.00	44,010,219.00	26,000,000.00	232,702,043.00
Datu Blah T. Sinsuat District Hospital	127,442,923.00	34,221,375.00	26,000,000.00	187,664,298.00
Datu Odin Sinsuat District Hospital	41,789,084.00	26,071,140.00	11,500,000.00	79,360,224.00
Iranon District Hospital	70,280,261.00	18,783,474.00	51,500,000.00	140,563,735.00
South Upi Municipal Hospital	15,246,112.00	18,826,545.00	13,250,000.00	47,322,657.00
Luuk District Hospital	77,279,952.00	21,356,487.00	13,500,000.00	112,136,439.00
Maimbung District Hospital	99,577,105.00	18,019,566.00	24,000,000.00	141,596,671.00
Panamao District Hospital	26,744,100.00	22,321,751.00	13,500,000.00	62,565,851.00
Pangutaran District Hospital	29,452,068.00	21,078,927.00	13,500,000.00	64,030,995.00
Parang District Hospital	42,831,712.00	21,920,552.00	13,500,000.00	78,252,264.00
Siasi District Hospital	32,107,164.00	21,646,905.00	13,500,000.00	67,254,069.00
Tapul Municipal Hospital	14,933,599.00	13,046,296.00	11,250,000.00	39,229,895.00
Tongkil Municipal Hospital	15,112,901.00	13,124,206.00	11,250,000.00	39,487,107.00
Cagayan de Tawi-Tawi District Hospital	94,765,594.00	21,781,245.00	11,500,000.00	128,046,839.00
Datu Alawadin T. Bandon Sr. Municipal Hospital	15,175,613.00	12,850,945.00	11,250,000.00	39,276,558.00
Languyan Municipal Hospital	15,326,356.00	12,940,055.00	11,250,000.00	39,516,411.00
Tuan Ligaddung Lipae Memorial Hospital	73,606,675.00	22,172,159.00	11,500,000.00	107,278,834.00
Balindong Municipal Hospital	27,750,186.00	20,536,119.00	11,250,000.00	59,536,305.00
Dr. Serapio B. Montañer, Al Haj Memorial Hospital	71,440,509.00	32,186,215.00	13,500,000.00	117,126,724.00
Tamparan District Hospital	88,169,673.00	38,209,384.00	26,000,000.00	152,379,057.00
Unayan Municipal Hospital	56,367,071.00	26,329,501.00	26,000,000.00	108,696,572.00
Wao District Hospital	73,627,475.00	34,286,901.00	26,000,000.00	133,914,376.00
Lamitan District Hospital		5,000,000.00	10,000,000.00	15,000,000.00
Sumisip Municipal Hospital	5,129,169.00	10,045,212.00	11,250,000.00	26,424,381.00
Special Geographic Area Field Office	72,233,328.00	17,106,272.00		89,339,600.00
<b>TOTAL 2023 APPROPRIATIONS</b>	<b>2,613,493,637.00</b>	<b>2,761,961,782.00</b>	<b>518,490,000.00</b>	<b>5,893,945,419.00</b>

**BANGSAMORO AUTONOMOUS REGION IN MUSLIM MINDANAO**

**X. MINISTRY OF HEALTH**

Appropriations, by Object of Expenditures  
(in pesos)

Current Operating Expenditures	(Cash-based) 2023
<b>Personnel Services</b>	
Permanent Positions	
Salaries and Wages	1,516,343,316.00
Total Permanent Positions	1,516,343,316.00
Other Compensation Common to All :	
Personnel Economic Relief Allowance	84,552,000.00
Representation Allowance	11,460,000.00
Transportation Allowance	11,460,000.00
Clothing and Uniform Allowance	21,138,000.00
Subsistence Allowance	63,414,000.00
Laundry Allowance	6,341,400.00
Productivity Enhancement Incentives	17,615,000.00
Hazard Pay	314,525,270.00
Mid-Year Bonus	126,361,943.00
Year-End Bonus	126,361,943.00
Cash Gift	17,615,000.00
Total Other Compensation Common to All	<u>800,844,556.00</u>
Other Benefits	
Retirement and Life Insurance Premiums	181,961,219.00
PAG-IBIG Contributions	4,227,600.00
Philhealth Contributions	33,656,018.00
Employees Compensation Insurance Premiums	4,227,600.00
Total Other Benefits	<u>224,072,437.00</u>
Non-Permanent Positions	<u>72,233,328.00</u>
<b>Total Personnel Services</b>	<b><u>2,613,493,637.00</u></b>
<b>Maintenance and Other Operating Expenses</b>	
Traveling Expenses	145,000,030.00
Training and Scholarship Expenses	153,298,169.00
Supplies and Materials Expenses	1,382,298,901.00
Utility Expenses	20,742,742.00
Communication Expenses	7,919,719.00
Survey, Research, Exploration and Development Expenses	120,000.00
Extraordinary and Miscellaneous Expenses	812,400.00
Professional Services	635,013,101.00
Consultancy Services	3,000,000.00
General Services	84,366,591.00
Repairs and Maintenance	10,814,128.00
Financial Assistance/Subsidy	206,400,000.00
Taxes, Insurance Premiums and Other Fees	4,030,065.00
Other Maintenance and Operating Expenses	
Advertising Expenses	10,029,583.00
Printing and Publication Expenses	35,586,542.00
Representation Expenses	22,866,793.00
Transportation and Delivery Expenses	11,557,188.00
Rent/Lease Expenses	2,277,013.00
Membership Dues and Contributions to Organizations	9,795,614.00
Subscription Expenses	1,999,203.00
Other Maintenance and Operating Expenses	14,034,000.00
<b>Total Maintenance and Other Operating Expenses</b>	<b><u>2,761,961,782.00</u></b>
<b>Total Current Operating Expenditures</b>	<b><u>5,375,455,419.00</u></b>
<b>Capital Outlays</b>	
Buildings and Other Structures	373,000,000.00
Machinery and Equipment	104,350,000.00
Transportation Equipment	9,000,000.00
Furniture, Fixtures and Books	17,140,000.00
Other Machinery and Equipment Outlay	15,000,000.00
<b>Total Capital Outlays</b>	<b><u>518,490,000.00</u></b>
<b>TOTAL APPROPRIATIONS</b>	<b><u>5,893,945,419.00</u></b>

## X. MINISTRY OF HEALTH

### ORGANIZATIONAL OUTCOMES

**MANDATE** The Ministry shall be primarily responsible for the formulation, planning, implementation and coordination of policies and programs for health. It shall promote, protect, preserve and restore the health of the people through the provision and delivery of health services through regulation and encouragement of providers of health goods and services.

**ENHANCED PRIORITY AGENDA** Social Protection and Universal Health Care. Boost responsiveness and timeliness of social protection services in order to mitigate vulnerability to economic, social, and environmental shocks and disasters. Improve equitable access to quality and affordable health care services, ensure protection from health financial risk and enhance modalities for diseases preparedness, prevention and management

### PERFORMANCE INFORMATION

#### ORGANIZATIONAL OUTCOMES (OOs) / PERFORMANCE INDICATORS (PIs)

#### 2023 TARGETS

#### 1. ACCESS TO PROMOTIVE AND PREVENTIVE HEALTH CARE SERVICE

##### 1.1. Tiyakap Bangsamoro Kalusugan Program

*Outcome indicator(s):*

1. No. of RHU received MOOE	131
2. No. of BHS received MOOE	1,010

*Output indicator(s):*

1. Percentage of BHS fully functional	100%
2. Percentage of RHU fully functional	100%
3. Percentage of hospital fully functional	100%
4. Percentage of Drug Treatment and Monitoring Facility (DTMF) fully functional	100%

##### 1.2. Health Human Resources Development Bureau (HHRDB)

##### 1.2.1. Human Resource for Health Deployment Program

*Outcome indicator(s):*

1. No. of HRH hired and oriented	774
2. No. of conducted PIR	1
3. No. of monitoring visits conducted	12
4. No. of evaluated HRH for rehiring or retention	774
5. No. of procured HRH kits/paraphernalias	2,000
6. No. of procured DTR QR Code System Package or Biometric DRT System	150
7. Frequency of supply and equipment procurement	4
8. No. of consultative meetings conducted	50
9. No. of Mayors and Brgy. Captains who signed the pledge of commitment	118
10. No. of Nurse II rehired and deployed in barangays of BARMM	619
11. No. of Medtech II rehired and deployed in different municipalities and cities in BARMM	17
12. No. of Pharmacist II rehired and deployed in different municipalities and Botika ng Bayan	7
13. No. of Nutritionist-Dietitian rehired and deployed in PHO	3
14. No. of Midwife II rehired and deployed in different barangays in BARMM	114
15. No. of Physical Therapist II rehired and deployed in PHO	3
16. No. of Dentist II rehired and deployed in different municipalities of BARMM	11

##### 1.2.2. Post-Residency Deployment Program

*Outcome indicator(s):*

1. No. of physicians hired and deployed in the different level 1 & 2 hospitals of BARMM	10
2. No. of pre-deployment orientation and signing of appointment conducted	10



## X. MINISTRY OF HEALTH

3. No. of monitoring conducted in the different barangays, municipalities in BARMM	2
4. No. of post-deployment evaluation conducted	1
5. Number of conducted consultative meeting with Level I and II hospitals in BARMM	12

### 1.2.3. Doctors to the Barrios Deployment Program

#### *Outcome indicator(s):*

1. No. of retained HRH DTTB in different municipalities of BARMM	42
2. No. of pre-deployment orientation and signing of appointment conducted	6
3. No. of monitoring visits conducted in different municipalities in BARMM	12
4. No. of PIR conducted in BARMM provinces	12
5. No. of post-deployment evaluation conducted in BARMM provinces	12

### 1.2.4. Scholarship Program

#### *Outcome indicator(s):*

1. No. of partner schools, medicine course accessible in different provinces of BARMM	4
2. No. of partner schools, midwifery course accessible in different provinces of BARMM	6
3. No. of newly identified partner school for medicine course	1
4. No. of screened applicants for midwifery course in different BARMM Provinces	25
5. No. of screened applicants for medicine course in different BARMM Provinces	35
6. No. of batch 1 (SY 2021-2022) medicine scholars enrolled	25
7. No. of batch 2 (SY 2022-2023) medicine scholars enrolled	25
8. No. of newly accepted eligible medicine scholars (SY 2023-2024)	25
9. No. of batch 1 (SY 2022-2023) midwifery scholars	50
10. No. of batch 2 (SY 2022-2023) midwifery scholars	20
11. No. of newly accepted eligible midwifery scholars (SY 2023-2024)	20
12. No. of orientation and contract signing conducted in different partner schools	11
13. No. of partner schools paid for tuition fees	11
14. No. of scholars who have received allowances for 1st semester	165
15. No. of scholars who have received allowances for 2nd semester	165
16. No. of monitoring of medicine scholars conducted per partner school in different BARMM provinces	5
17. No. of monitoring of midwifery scholars conducted per partner school in different BARMM provinces	6
18. No. of hired health worker for scholarship program	2

### 1.2.5. Learning and Development Program

#### *Outcome indicator(s):*

1. No. of trainings (LND) conducted	12
-------------------------------------	----

### 1.2.6. Continuing Professional Development Program

#### *Outcome indicator(s):*

1. No. of participants (from the different provinces) oriented about CPD	120
--	-----

## 1.3. Disaster Risk Reduction and Management In Health/Health Emergency Management Staff

#### *Outcome indicator(s):*

1. No. of Province/City Wide Health System (P/CWHS) with institutionalized Disaster Risk Reduction and Management in Health(DRRM-H ) System as evidenced by:	
a. Approved and signed DRRM-H Plan	14
b. Health Emergency Response Teams (HERT) organized and trained	14
c. Available and accessible essential Health Emergency Commodities (HECs)	14
d. Functional Operations Center	14

#### *Output indicator(s):*

1. No. of P/CWHS with approved DRRM-H Plan disseminated, tested, and funded as evidenced by documentation.	14
--	----

## X. MINISTRY OF HEALTH

2. No. of Health Emergency Response Team (HERT) organized and trained on minimum training for P/CWHS as evidenced by:	14
a. Office order organizing the HERT for public health and hospitals.	
b. Certificate of Completion or Participation of HERT on DRRM-H trainings.	
b.1. Basic Life Support (BLS) at least 40 percentage of the team member	
b.2. Standard First Aid (SFA) at least 15 percentage of the team member	
b.3. Health Emergency Response Operation (HERO) at least 5 percentage of the team member	
b.4. Sub-national PHEMAP (Public Health Emergency Management in Asia and the Pacific) at least 5 percentage of the team member	
b.5. MCIM (Mass Casualty Incident Management) at least 5 percentage of the team member	
b.6. HSF (Hospital Safe from Disaster) at least 5 percentage of the team member	
3. No. of available and accessible Essential Health Emergency Commodities as evidenced by inventory of the HECs and other supporting documents	14
4. No. of functional Operation Center with trained staff, OPCEN space, tools and devices (dedicated and secured internet connection, base radio and dedicated mobile phone)	14
5. No. of provinces and cities with events monitored (quarterly and annually)	9

### 1.4. Nutrition Program

1. Proportion of newborns who were initiated on breastfeeding immediately after birth	75%
2. Proportion of infants with low birth weight given iron supplements	25%
3. Proportion of infants exclusively breastfed until 6 months	75%
4. Proportion of infants who continued breastfeeding and were introduced to complementary feeding	75%
5. Proportion of 0-59 months old who are normal	95%
6. Proportion of 0-59 months old who are stunted	25.30%
7. Proportion of 0-59 months old who are wasted	20%
8. Proportion of 0-59 months old who are overweight	2.5 - <5%
9. Proportion of pregnant women given complete IFA	25%
10. Proportion of pregnant women given complete calcium	25%
11. Proportion of post partum women given complete IFA	25%
12. Proportion of post partum women given complete vitamin A	25%
13. Proportion of infants 6-11 months given vitamin A	25%
14. Proportion of children 12-59 months given vitamin A	25%
15. Proportion of infants 6-11 months who completed MNP supplementation	25%
16. Proportion of children 12-59 months who completed MNP supplementation	25%
17. Percentage of sick infants 6-11 months given vitamin A	25%
18. Percentage of sick children 12-59 months given vitamin A	25%

### 1.5. Population Division

#### 1.5.1. Adolescent Health Development

1. No. of adolescent friendly health facilities	118
2. No. of trained adolescent health workers	100

#### 1.5.2. Population Program

1. No. of special population reached	500
2. No. of health workers oriented for special population program	100
3. No. of special populations given health packages	500
4. No. of advocacies conducted	10
5. No. of consultations conducted	5
6. Implementation of WCPU in district hospitals facilitated	5

### 1.6. Infectious Diseases Prevention & Control Program Cluster

1. Malaria Morbidity (zero new case)	0
2. Malaria Mortality (zero death)	0
3. No. of Schistosomiasis free-provinces	2
4. Percentage of MDA coverage	85%

## X. MINISTRY OF HEALTH

5. No. of Filariasis free province	2
6. Transmission Assessment Survey (TAS) 3	2
7. No. of rabies-free areas	5
8. No. of established and functional Animal Bite Treatment Center	4
9. TB case notification rate, all forms	95%
10. TB treatment success rate, all forms	94%
11. Percentage of notified TB cases all forms	95%
12. No. of preventive services for HIV and other STDs (Advocacy, Testing, and Counseling)	118
13. Percentage of deworming coverage	85%
14. Decreased prevalence rate from previous year	10%
15. No. of cholera cases as confirmed by DOH (Zero Outbreak)	0
16. No. of typhoid, paratyphoid as confirmed by DOH (Zero Outbreak)	0
17. Reduced dengue morbidity by at least 25 percentage	25%
18. Maintained Case Fatality Rate (CFR) to <1 Percentage every year	<1%
19. No. of deaths for EREID cases	0

### 1.7. Family Health Cluster

#### 1.7.1. Family Planning

*Outcome indicator(s):*

1. No. of new acceptors	39,299
2. No. of current users	283,372
3. No. of drop-outs	60,669

#### 1.7.2. Maternal and Child Care

1. Maternal Mortality Rate (MMR) decreased per 100,000 LB	48%
2. Infant Mortality Rate (IMR) decreased per 1,000 LB	5%
3. Under Five Mortality Rate decreased per 1,000 LB	7%
4. Percentage of Facility Based Delivery (FBD)	85%
5. Proportion of pregnant women with at least 4 pre-natal check-ups	95%
6. Proportion of pregnant women who completed the dose of iron with folic acid supplementation	95%
7. Proportion of pregnant women who completed doses of calcium carbonate	30%
8. Proportion of post-partum women who completed 2 post-partum check-ups	70%
9. Proportion of deliveries attended by skilled health professionals	85%

#### 1.7.3. Newborn Screening

1. No. of RHUs accredited as NSF and providing ENBS	70%
2. No. of government hospitals accredited and providing ENBS	70%
3. No. of unsatisfactory samples recalled	95%
4. No. of patient with positive result recalled	95%
5. No. of indigent patient provided with free ENBS filter card in Government Hospitals (27)	50%

#### 1.7.4. Child Care Services

##### 1.7.4.1. Immunization Services for Infants and Children

1. Proportion of newborn and infants vaccinated with BCG antigen	85%
2. Proportion of newborn vaccinated with Hepa B antigen within 24 hours after birth	85%
3. Proportion of children protected at birth (CBAP)	75%
4. Proportion of infants who completed 3 doses of DPT-HiB-HepB antigen	85%
5. Proportion of infants who completed 3 doses of Oral Polio Vaccine (OPV)	85%
6. Proportion of infants vaccinated with 2 doses of Inactivated Polio Vaccines	85%
7. Proportion of infants who conducted 3 doses of Pneumococcal Conjugate Vaccines	85%
8. Proportion of children vaccinated with 2 doses of Measles Containing Vaccines (MCV)	85%
9. Proportion of Fully-Immunized Children (FIC)	75%
10. Proportion of Completely Immunized Children (CIC)	25%

## X. MINISTRY OF HEALTH

### 1.7.4.2. Management of Sick Infants & Children

1. Proportion of high risk infants and children with measles and/or persistent diarrhea who received Vitamin A capsule aside from routine supplementation	80
2. Proportion of diarrhea case 0-59 months old who received Oral Rehydration Salt solution (ORS) and ORS with oral zinc	80

### 1.7.5. Senior Citizen

1. Proportion of 60 and 65 years old vaccinated with PPU (23)	50%
2. Proportion of 60 years old and above vaccinated with influenza vaccine	50%

### 1.7.6. Oral Health Program

1. Proportion of children 12 – 59 months old who are orally fit upon oral examination or after oral rehabilitation	5%
2. Proportion of 5 years old and above with cases of Decayed Missing Filled Teeth (DMFT)	9%
3. Proportion of infant 0 – 11 months old who received Basic Oral Health Care (BOHC)	5%
4. Proportion of children 1 – 4 years old who received Basic Oral Health Care (BOHC)	5%
5. Proportion of children 5-9 years old who received Basic Oral Health Care (BOHC)	5%
6. Proportion of children 10-14 years old who received Basic Oral Health Care (BOHC)	5%
7. Proportion of adolescents 15-19 years old who received Basic Oral Health Care (BOHC)	5%
8. Proportion of adults 21-59 years old who received Basic Oral Health Care (BOHC)	5%
9. Proportion of senior citizen 60 years old & above who received Basic Oral Health Care (BOHC)	5%
10. Proportion of pregnant women who received Basic Oral Health Care (BOHC)	5%

## 1.8. Non-Communicable Diseases (NONCOM)

### 1.8.1. Lifestyle Related Diseases

1. No. of hypertensive patients provided with anti-hypertensive drugs	540
2. No. of diabetic patients provided with Oral Hypoglycemic Agents (OHA) and Human Insulin Injection per province	60
3. No. of hypertensive and diabetic patients with anti-hypertensive drugs and diabetes medication per province	270
4. Proportion of adults ages 20 years old and above who were risk-assessed using the PhilPEN protocol and WHO Risk Prediction Chart	50
5. No. of hypertension and diabetes club enrolled per RHU	60
6. No. of allied health professionals trained on Philippine Package of essential non-communicable disease per province	50
7. No. of women aged 20 years old and above screened for cervical cancer by using Visual Inspection with Acetic Acid Wash(VIA) per province	20
8. No. of women aged 20 years old and above screened for breast cancer per province (Breast Self-Examination and Clinical Breast Examination)	20
9. No. of allied health professionals trained on cervical cancer screening by using Visual Inspection Acetic Acid Wash (VIA)	50
10. No. of Allied Health Professionals trained on self-breast examination and clinical breast examination per province	50
11. No. of trained personnel on tobacco smoking cessation counseling per province including LGU	75
12. No. of smoking cessation clinics per province	30
13. No. of red orchid awardees and hall of famers, LGUs, hospitals, offices	40
14. No. of overweight and obese by using waistline measurement for "Belly Gud" baseline assessment per province	50

### 1.8.2 Health and Wellness Program for Persons with Disabilities (HWPPD)

*Output indicator(s):*

1. No. of health workers trained on Online Registry for PRPWD per province	35
--	----

## X. MINISTRY OF HEALTH

2. No. of health workers trained on Supportive Basic Wheelchair Assessors' Training per province	35
3. No. of healthcare personnel attended the Program Implementation Review per province	35
4. No. of allied health professionals trained on Disability Sensitivity training per province	35
5. No. of allied health workers oriented on PWD laws RA 7277 per province	35
6. No. of health personnel trained on Assessment of Supportive Wheelchairs per province (customized wheelchair)	15
7. No. of provinces celebrating NDPR week every month of July	7
8. No. of provinces celebrating International Day of persons with disabilities every month of December	7
9. No. of wheelchairs allotted in each provinces.	1,000
10. No. of assistive devices allotted in every province.	1,000

### 1.8.3. Prevention of Blindness Program

*Output Indicator(s):*

1. No. of health workers trained on Primary Eye care training per province	35
2. No. of RHU oriented on Prevention on Blindness Program per province	35
3. No. of senior citizens screened for visual acuity per province	500
4. No. of allied health professionals trained visual acuity tools screening per province	35
5. No. of patients received reading glasses per province	1,000
6. No. of screened patients received Free Surgical Mission on Matured Cataract and Pterygium per province	20
7. No. of provinces celebrating Sight Saving Month every month of August	7

### 1.8.4. Renal Disease Control Program (REDCOP)

*Output Indicator(s):*

1. Percentage of workshop conducted for reporting tools	50%
2. No. of Dialysis Center submitting pink form	5
3. Percentage of healthcare personnel attended the Program Implementation Review	50%
4. No. of Senior High students undergone Urinalysis	500
5. Percentage of provinces conducted the National Kidney Month Celebration every month of June	50%
6. No. of participants attended the advocacy campaign for Parents and Child on the health of the kidneys	100
7. No. of participants attended the Orientation on the Early Detection and Prevention of Renal Disease	100

*Outcome Indicator(s):*

1. No. of submission of reporting tool	20
2. No. of participants undergone Urinalysis	500
3. No. of pink form submission	30

### 1.8.5. Dangerous Drug Abuse Prevention and Treatment Program (DDAAPT)

*Output Indicator(s):*

1. Percentage of barangay per municipality to be drug cleared	30%
2. Percentage of municipality per province to be drug cleared	30%
3. Percentage of municipal health officer trained on Screening Brief Intervention Referral Treatment and Assessment (SBIRTA)	30%
4. Percentage of trained healthcare workers on training for service providers on Matrix Intensive Outpatient Program (MIOP)	30%
5. Percentage of trained healthcare personnel on UNODC (United Nations Office on Drugs and Crime) Training for Service Providers on Community-Based Treat	30%
6. Percentage of trained healthcare personnel on UNODC (United Nations Office on Drugs and Crime) Training for Service Providers on Community-Based Treat	30%
7. Percentage of trained healthcare personnel on Training on Screening and Referral of Drug Dependent Surrenderees	30%
8. Percentage of PWUDS undergone Community Based Drug Rehabilitation Program	30%
9. No. of drug testing done for PWUDs (Person Who Use Drugs)	1,000

## X. MINISTRY OF HEALTH

10. Percentage of Barangays PWUDs graduated from MIOP (Matrix Intensive Outpatient Program)	30%
11. Percentage of PWUDs undergone MIOP (Matrix Intensive Outpatient program)	30%
12. Percentage of Barangays PWUDs graduated from Community Based Rehabilitation Program	30%

*Outcome Indicator(s):*

1. No. of drug cleared barangay	400
2. No. of drug cleared municipality	10
3. No. of drug free barangay	40

### 1.9. National Voluntary Blood Services Program

1. Percentage of blood donation (10 per 1000 of the total BARMM population)	1%
2. Percentage of blood unit collection (1 Percentage of the total BARMM population)	0.16%
3. No. of blood collection whole BARMM	6,000
4. No. of voluntary non-remunerated donors	5,000
5. No. of RHU monitored (Program Monitoring)	40
6. No. of Blood Services Facility monitored in Blood Service Facility in compliance to DOH Department Memorandum No. 2016-0448	20
7. No. of Mobile Blood Donation activity conducted	100
8. No. of NVBSP advocacy oriented	80
9. Percentage of RHU's Donor Recruitment Officer trained	50%
10. Percentage if BSF's Donor Recruitment Officer trained	30%
11. Percentage of Total Quality Management trained (Provincial, Municipal and Barangay Coordinators)	10%
12. Percentage of BSF's Total Quality Assurance Officer trained	20%
13. Percentage of Phlebotomy and Blood banking procedures trained BSF	30%
14. Percentage of SanDUGO Awarding (Provincial, Municipal and Barangay)	5%
15. No. of blood typing activities	40

### 1.10. Mental Health Program

1. Percentage of RHU's trained in MhGAP	90%
2. Percentage of RHU's trained in MHPSS	90%
3. No. of provinces/cities provided with mental health medicines	8
4. No. of Advocacy/Awareness/Health Promotion on Mental Health conducted	15
5. No. of monitoring visits conducted	10
6. No. of patients provided with mental health medicines	30
7. No. of persons diagnosed with mental health condition	20
8. No. of persons provided with Mental Health Psychosocial Support Services	40

### 1.11. RESU

*Output indicator(s):*

1. Percentage of ESUs submitting PIDSR (MDB) data on time	90%
2. Percentage of ESUs submitting PIDSR monthly report on time	90%
3. Percentage of ESUs submitting ESR report on time	90%
4. Percentage of ESUs with at least 1 Disease Surveillance Officer	90%
5. Percentage of ESUs with at least 1 Epidemiology Assistant	90%
6. Percentage of ESUs with staff trained in Basic Epidemiology	90%
7. No. of PESU/CESU that reached the AFP target	7
8. Percentage of AFP cases with adequate stool specimen	90%
9. Percentage of AFP cases with timely notification	90%
10. Percentage of AFP cases with timely investigation	90%
11. Percentage of AFP case with NPEV	10%
12. Percentage of PESUs/CESUs with staff trained in ESR	90%
13. Percentage of measles cases with timely and adequate blood collection	90%
14. Percentage of measles cases with timely and adequate case investigation	90%
15. Percentage of HIV cases reported timely and adequately	90%
16. Percentage of outbreak investigation conducted	100%

*Outcome indicator(s):*

1. Percentage of functional PESU	100%
2. Percentage of functional CESU	100%

## X. MINISTRY OF HEALTH

3. No. of functional MESU	20
4. No. of functional HESU	10
<b>1.12. KMITS</b>	
<b>1.12.1. Enhancement of Electronic Medical Records &amp; Content Mgt. System</b>	
<i>Outcome indicator(s):</i>	
1. No. of iHOMIS and UHC referral system roll-out training conducted	1
2. No. of Website CMS (Module 1 & 2) established	2
<b>1.12.2. Facility Health Profiling</b>	
<i>Outcome indicator(s):</i>	
1. No. of Workshop on NH Facility Registry for 8 New District Facilities conducted	1
<b>1.12.3. Enhancement of Strategic Plan</b>	
<i>Outcome indicator(s):</i>	
1. No. of Writeshop Info. System Strategic Plan (ISSP-2024) conducted	1
2. System Strategic Plan (ISSP)-2024) formulated	1
<b>1.12.4. Support to KMITS Regional Office eHealth Technical Support Team (ROeHTST) Operational Mgt.</b>	
<i>Output indicator(s):</i>	
1. No. of iClinicSys Roll - Out Training conducted	1
2. No. of communication/connectivity	1
<b>1.12.5. Service Delivery</b>	
1. No. of KMITS ROeHTST program monitoring, implementation in BARMM and New 8 districts conducted	21
<b>1.13. Barangay Health Workers (BHW)</b>	
1. No. of BHWs trained/updated on different health programs	2,000
2. No. of BHWs given BHW Kits	4,000
3. No. of BHW given incentives	8,600
<b>1.14. Water and Sanitation Hygiene (WASH)</b>	
1. Percentage of household with access to basic safe water supply	60%
2. Percentage of household using safely managed drinking water services	43.60%
3. Percentage of household with basic sanitation facility	75%
4. Percentage of household using safely managed sanitation services	44%
5. Percentage of barangays certified as Zero Open Defecation (ZOD) Area	75%
<b>1.15. Regulation, Licensing and Enforcement Cluster (RLEC)</b>	
<i>Outcome indicator(s):</i>	
1. Percentage of health facilities and services compliant to regulatory policies	100%
2. Percentage of establishment and health product compliant to regulatory policies	70%
3. Percentage of health establishments and health products compliant to regulatory policies	70%
4. Percentage of Hospital given License To Operate (LTO)	100%
5. Percentage of Hospitals accredited by PhilHealth	100%
6. Percentage of RHUs accredited by PhilHealth	100%
7. Percentage of BHSs accredited by PhilHealth	20%
<i>Output indicator(s):</i>	
1. Percentage of authorization issued within citizen charter timeline	100%
2. Percentage of application to Permits Licenses or accreditation processed within the citizens	100%

## X. MINISTRY OF HEALTH

3. Percentage of licensed health facilities and services monitored and evaluated for continuous compliance to regulatory policies	90%
4. Percentage of establishments and health products monitored and evaluated to continuous compliance to regulatory policies	85%
<b>1.16. Medical Outreach Program (MOP)</b>	
1. No. of medical outreach conducted	85
<b>1.17. Field Health Service Information System (FHSIS)</b>	
<i>Output indicator(s):</i>	
1. No. of training conducted on the revised FHSIS MOP Version 2018	10
2. No. of FHSIS manual reproduced	750
3. No. of Target Client List (TCL) reproduced	2500
<i>Outcome indicator(s):</i>	
1. Percentage of provinces/cities submitted monthly FHSIS reports on time	100%
2. Percentage of provinces/cities submitted FHSIS quarterly reports on time	100%
3. Percentage of provinces/cities submitted annually FHSIS reports on time	100%
4. Percentage of health personnel trained on FHSIS MOP version 2018	100%
5. Percentage of Target Client List (TCL) given	100%
<b>1.18. COVID-19 Response Program</b>	
<i>Output indicator(s):</i>	
1. No. of Isolation Facility/Temporary Treatment and Monitoring Facility (TTMF)	10
2. No. of Isolation Facility/Temporary Treatment and Monitoring Facility (TTMF) given MOOE	10
3. No. of emergency hired Human Resource for Health (HRH)	300
<i>Outcome indicator(s):</i>	
1. Percentage of fully functional Isolation Facility/Temporary Treatment and Monitoring Facility (TTMF)	100%
<b>2. ACCESS TO CURATIVE AND REHABILITATIVE HEALTH CARE SERVICE</b>	
<b>2.1. Health Facilities Operation Program</b>	
<i>Output indicator(s):</i>	
1. Hospital infection rate	<1%
2. No. of fully functional health facilities (Hospital, RHUs, BHSs)	1,143
3. No. of out-patient managed	448,482
4. No. of in-patient managed	133,316
5. Percentage of patients that rated the hospital services as satisfactory or better	91%
6. No. of MOH Hospitals constructed/renovated/expanded/upgraded	26
7. No. of MOH Hospitals received equipment	26
8. No. of MOH Hospitals received land ambulance	1
9. No. of MOH Hospitals received furniture and fixtures	26
10. No. of IPHOs/CHOs received equipment	5
<i>Outcome indicator(s):</i>	
1. Percentage of fully functional hospital with complete services	100%
2. Percentage of constructed/renovated/upgraded hospitals	70%
3. Percentage of fully functional RHUs	100%
4. Percentage of fully functional BHSs with complete equipment	100%



## X. MINISTRY OF HEALTH

### C. SPECIAL PROVISIONS

1. Covid Response. The amount of Two Hundred Thirty Million Seven Hundred Sixty-Eight Thousand Four Hundred Eighty-Four Pesos (₱230,768,484.00) herein appropriated for the implementation of the Covid Response Plan, subject to the submission of Program Implementation Plan and Guidelines and quarterly status report of implementation to MFBM, shall be utilized, as follows:

- (a) Seventy-Three Million Four Hundred Seventy-Two Thousand Five Hundred Pesos (₱73,472,500.00) for the operation of the Covid Response Program.
- (b) Sixteen Million Eight Hundred Thousand Pesos (₱16,800,000.00) for the monthly support to the Covid 19 Temporary Treatment and Monitoring Facilities.
- (c) One Hundred Thirty-Five Million Four Hundred Ninety-Five Thousand Nine Hundred Eighty-Four Pesos (₱135,495,984.00) for the Human Resource for Health of Covid Response.
- (d) Five Million Pesos (₱5,000,000.00) for the Feasibility Study of the Oxygen Generation Plant.

2. Tiyakap Bangsamoro Kalusugan Program. The amount of One Hundred Fourteen Million Nine Hundred Sixty Thousand Pesos (₱114,960,000.00) herein appropriated for the implementation of the Tiyakap Bangsamoro Kalusugan Program, subject to the submission of Program Implementation Plan and Guidelines and quarterly status report of implementation to MFBM, shall be utilized, as follows:

- (a) Thirty-Six Million Three Hundred Sixty Thousand Pesos (₱36,360,000.00) to support the operation of Barangay Health Stations.
- (b) Forty-Seven Million One Hundred Sixty Thousand Pesos (₱47,160,000.00) for purchase of drugs and medicines in Rural Health Units which shall be directly downloaded to Rural Health Units by the Ministry of Health.
- (c) Thirty-One Million Four Hundred Forty Thousand Pesos (₱31,440,000.00) to support the operation of Rural Health Units which shall be directly downloaded to Rural Health Units by the Ministry of Health.

3. Purchase and Allocation of Drugs, Medicines and Vaccines. The amount of Four Hundred Eighty-Seven Million Four Hundred Five Thousand Sixty-Two Pesos (₱487,405,062.00) herein appropriated shall be used for the procurement of drugs and medicines for Immunization Program, subject to the submission of Program Implementation Plan and Guidelines including procurement plan for each type of vaccine and allocation per area, and quarterly status report of implementation including report on distributed vaccines per area to MFBM.

4. Advance Payment for Drugs and Vaccines Not Locally Available. The MOH is authorized to deposit or pay in advance the amount necessary for the procurement of drugs and vaccines, not locally available or local supplier cannot meet the quantity required by the DOH from the World Health Organization, the United Nations International Children's Emergency Fund and other specialized agencies of the United Nations, international organizations or international financing institutions.

5. MOH Medical Scholarship Program. The amount of Thirty-Four Million Five Hundred Fifty-Four Thousand Nine Hundred Pesos (₱34,554,900.00) herein appropriated shall be subject to the submission of List of Scholars, Program Implementation Plan and Guidelines and quarterly status report of implementation to MFBM.

The MOH shall develop a database that will effectively provide periodic monitoring of the Program's scholars.

6. Complementary Feeding Program. The amount of Six Million Pesos (₱6,000,000.00) appropriated herein for the Complementary Feeding Program under Nutrition Program for pregnant women and children ages zero (0) to twenty-four (24) months shall be used for the dietary supplementation, including the purchase of therapeutic milk and other protein-enriched foods, to improve their nutritional status. In no case shall more than three Percentage (3%) of the said amount be used to cover administrative and monitoring expenses.

To provide for the complete nutrition for children, the MOH through its Nutrition Division shall coordinate with the Ministry of Agriculture, Fisheries and Agrarian Reform, Ministry of Science and Technology, and other concerned Ministries/Offices for the incorporation of fresh milk and milk-based food products and other protein-, vitamin-, and mineral-enriched foods.

7. Barangay Health Workers. The amount of Two Hundred Six Million Four Hundred Thousand Pesos (₱206,400,000.00) herein appropriated shall be used as financial assistance to 8,600 Barangay Health Workers (BHWs), subject to the submission of List of Beneficiaries, Program Implementation Plan and Guidelines and quarterly status report of implementation to MFBM.

8. Hospital Facility Development Plan. The amount of Four Hundred Eighty-Five Million Seven Hundred Fifty Thousand Pesos (₱485,750,000.00) herein appropriated shall be used for the Capital Outlay of Hospitals and IPHOs, subject to the submission of Hospital Facility Development Plan. In addition, Hospitals and IPHOs shall submit the list of inventories of procured COs under FY 2022 GAAB.

## X. MINISTRY OF HEALTH

9. Hospital and Other Health Care Facilities Income. In addition to the amounts appropriated herein, all income generated from the operation of provincial hospitals, district hospitals and municipal hospitals, including drug abuse treatment and rehabilitation centers and facilities, blood service facilities (blood stations, blood collection units, blood banks), laboratories, and other revenue-generating units not mentioned under the Ministry shall be deposited in an authorized government depository bank and used to augment the hospitals and other health facilities' MOOE and Capital Outlay requirements, subject to the following conditions: (i) at least twenty-five Percentage (25%) of said income shall be utilized to purchase and upgrade hospital equipment used directly in the delivery of health services and the remaining balance shall be used for MOOE, including the hiring of health workers on Job-Order basis; and (ii) income sourced from PhilHealth reimbursements from avilment of medical services shall be used exclusively by said hospitals and other health care facilities for the improvement of their facilities, and for the replenishment of drugs, medicines and vaccines, including medical and dental supplies used in government health care facilities.

In no case shall said amount be used for the payment of salaries, allowances and other benefits.

Disbursements and expenditures by the hospitals and other health care facilities under the Ministry in violation of the above requirements shall be void and shall subject the erring officials and employees to disciplinary actions in accordance with Section 43, Chapter 5 and Section 80, Chapter 7, Book VI of E.O. s. 292, and to appropriate criminal action under existing penal laws.

The Ministry shall prepare and submit the annual operating budget for the current year covering said income and the corresponding expenditures to the Ministry of Finance, and Budget and Management not later than November 15 of the preceding year. Likewise, it shall submit to the MFBM not later than March 1 of the current year its audited financial statements for the immediately preceding year. The Health Minister and the Ministry's web administrator or his/her equivalent shall be responsible for ensuring that the foregoing documents are likewise posted on the Ministry website.

10. Other Health Services. The amount of Five Hundred Sixty-Five Million Five Hundred Sixty-Five Thousand Eight Hundred Seventy-Nine Pesos (₱565,565,879.00) herein appropriated shall be used to augment the HRH Program and to support the operations of the following, subject to the submission of Program Implementation Plan and Guidelines and quarterly status report of implementation to MFBM:

- (a) Four Hundred Fifty Million Five Hundred Fifty-Four Thousand Five Hundred Eight Pesos (₱450,554,508.00) for the Bangsamoro Human Resource for Health Placement. The Geographically Isolated and Disadvantaged Areas shall be prioritized in the deployment of Health Workers, and the MOH shall submit the report of deployment per area to MFBM.
- (b) Seventy-Two Million Two Hundred Thirty-Three Thousand Three Hundred Twenty-Eight Pesos (₱72,233,328.00) for the Non-Permanent Positions of Special Geographic Area Field Office.
- (c) Nine Million Six Hundred Seventy-Six Thousand Eight Hundred Thirty-One Pesos (₱9,676,831.00) for the Marawi City Health Office.
- (d) Six Million Six Hundred Seventy-Six Thousand Eight Hundred Thirty-One Pesos (₱6,676,831.00) for the Basilan Provincial Health Office.
- (e) Twenty-Six Million Four Hundred Twenty-Four Thousand Three Hundred Eighty-One Pesos (₱26,424,381.00) for the Sumisip Municipal Hospital.

11. Acquisition of RxBox Devices. The amount of Six Million Seven Hundred Fifty Thousand Pesos (₱6,750,000.00) herein appropriated shall be used for the procurement of RxBox Devices for Rural Health Units, subject to the submission of List of Beneficiaries.

12. Acquisition of CPR Training Kits. The amount of One Million Six Hundred Thousand Pesos (₱1,600,000.00) herein appropriated shall be used for the procurement of CPR Training Kits under Health Emergency Management, subject to the submission of List of Beneficiaries.

13. Consultancy Services. The amount of Three Million Pesos (₱3,000,000.00) herein appropriated shall be used for procurement of Consulting Services for Mental Health Program.

14. Access to Promotive Health Care Service. The Ministry of Health shall submit to MFBM the quarterly status report of all programs under Access to Promotive Health Care Service.

15. Medical Outreach Program. The amount of One Hundred Eighty Million Pesos (P180,000,000.00) herein appropriated shall be charged against the Contingent Fund, subject to the submission of Program Implementation Plan and Guidelines, and approval of the Chief Minister.

## X. MINISTRY OF HEALTH

16. Reporting and Posting Requirements. The implementing Ministries and Offices shall submit quarterly reports on its financial and physical accomplishments, within thirty (30) days after the end of every quarter, through the following:

- (a) Unified Reporting System (URS) or other electronic means for submission of reports;
- (b) Hardcopy submitted to the MFBM; and
- (c) Implementing Ministry/Office's website.

The implementing Ministries and Offices shall send written notice when said reports have been submitted or posted on its website to the MFBM and other offices where the submission of reports is required under existing laws, rules and regulations. The date of notice to said Ministries and Offices shall be considered the date of compliance with this requirement.

**BANGSAMORO AUTONOMOUS REGION IN MUSLIM MINDANAO**

**XI. MINISTRY OF PUBLIC WORKS**

For general administration and support, support to operations, and operations as indicated  
hereunder ..... ₱ **16,479,584,419.00**

Appropriations, by Program (in pesos)

	Current Operating Expenditures			Total
	Personnel Services	Maintenance and Other Operating Expenses	Capital Outlays	
<b>General Administration and Support</b>	<b>39,141,740.00</b>	<b>76,603,405.00</b>	<b>1,236,312.00</b>	<b>116,981,457.00</b>
<b>Support to Operations</b>	<b>3,947,688.00</b>	<b>141,003,806.00</b>		<b>144,951,494.00</b>
<b>Operations</b>	<b>357,620,842.00</b>	<b>222,015,626.00</b>	<b>15,638,015,000.00</b>	<b>16,217,651,468.00</b>
Road Network and Other Public Infrastructure Facilities Program		222,015,626.00	15,638,015,000.00	15,860,030,626.00
Road Network Development Program			10,481,555,000.00	10,481,555,000.00
Bridge Program			791,750,000.00	791,750,000.00
Flood Management Program			2,382,110,000.00	2,382,110,000.00
Water Supply Program			152,000,000.00	152,000,000.00
Port Rehabilitation Program			256,000,000.00	256,000,000.00
Other Infrastructure Program			1,003,100,000.00	1,003,100,000.00
<b>TOTAL 2023 APPROPRIATIONS</b>	<b>400,710,270.00</b>	<b>439,622,837.00</b>	<b>15,639,251,312.00</b>	<b>16,479,584,419.00</b>

**BANGSAMORO AUTONOMOUS REGION IN MUSLIM MINDANAO**

**XI. MINISTRY OF PUBLIC WORKS**

Appropriations, by Object of Expenditures  
(in pesos)

Current Operating Expenditures	(Cash-based) 2023
<b>Personnel Services</b>	
Civilian Personnel	
Permanent Positions	
Salaries and Wages	281,203,008.00
Total Permanent Positions	<u>281,203,008.00</u>
Other Compensation Common to All :	
Personnel Economic Relief Allowance	16,560,000.00
Representation Allowance	1,692,000.00
Transportation Allowance	1,692,000.00
Clothing and Uniform Allowance	4,140,000.00
Productivity Enhancement Incentives	3,450,000.00
Mid-Year Bonus	23,433,584.00
Year-End Bonus	23,433,584.00
Cash Gift	<u>3,450,000.00</u>
Total Other Compensation Common to All	77,851,168.00
Other Benefits	
Retirement and Life Insurance Premiums	33,744,361.00
PAG-IBIG Contributions	828,000.00
Philhealth Contributions	6,255,733.00
Employees Compensation Insurance Premiums	<u>828,000.00</u>
Total Other Benefits	41,656,094.00
<b>Total Personnel Services</b>	<b><u>400,710,270.00</u></b>
<b>Maintenance and Other Operating Expenses</b>	
Traveling Expenses	15,597,086.00
Training and Scholarship Expenses	12,064,750.00
Supplies and Materials Expenses	50,566,049.00
Utility Expenses	7,849,762.00
Communication Expenses	2,527,620.00
Survey, Research, Exploration and Development Expenses	113,588,056.00
Extraordinary and Miscellaneous Expenses	696,000.00
Professional Services	21,883,120.00
General Services	15,561,744.00
Repairs and Maintenance	171,384,850.00
Taxes, Insurance Premiums and Other Fees	2,007,500.00
Other Maintenance and Operating Expenses	
Advertising Expenses	3,708,000.00
Printing and Publication Expenses	3,708,000.00
Representation Expenses	10,722,600.00
Transportation and Delivery Expenses	2,472,000.00
Rent/Lease Expenses	1,082,000.00
Membership Dues and Contributions to Organizations	1,085,000.00
Subscription Expenses	1,118,700.00
Other Maintenance and Operating Expenses	2,000,000.00
<b>Total Maintenance and Other Operating Expenses</b>	<b><u>439,622,837.00</u></b>
<b>Total Current Operating Expenditures</b>	<b><u>840,333,107.00</u></b>
<b>Capital Outlays</b>	
Infrastructure Asset	15,066,515,000.00
Machinery and Equipment	1,236,312.00
Transportation Equipment	571,500,000.00
<b>Total Capital Outlays</b>	<b><u>15,639,251,312.00</u></b>
<b>TOTAL APPROPRIATIONS</b>	<b><u>16,479,584,419.00</u></b>

## XI. MINISTRY OF PUBLIC WORKS

### ORGANIZATIONAL OUTCOMES

<b>MANDATE</b>	The Ministry of Public Works shall be the Bangsamoro Government's engineering and construction arm, and is mandated to undertake (a) the planning, design and construction of infrastructures, such as, but not limited to roads and bridges, flood control, water supply projects and other public works facilities within the jurisdiction of the Bangsamoro Government; and (b) the construction, rehabilitation and maintenance of infrastructure facilities of the Autonomous Region.
<b>ENHANCED PRIORITY AGENDA</b>	<p>Investment in Transportation, Communications, and Other Strategic Infrastructure. Develop a system of reliable and resilient infrastructure for land, sea, and air transportation, communications, commercial, social, industrial, environmental and other strategic infrastructure, to spur economic growth in the BARMM.;</p> <p>Social Protection and Universal Health Care. Boost responsiveness and timeliness of social protection services in order to mitigate vulnerability to economic, social, and environmental shocks and disasters. Improve equitable access to quality and affordable health care services, ensure protection from health financial risk and enhance modalities for diseases preparedness, prevention and management.; and</p> <p>Disaster Resilience and Climate-Change Adaptation. Build resilience of communities to human-induced and natural disasters including emerging and re-emerging infectious diseases, and adaptive capacities to climate change by pursuing holistic approach to disaster prevention and mitigation, preparedness, response, recovery, and rehabilitation. Strengthen environment and natural resources protection, conservation, rehabilitation, and management through strict enforcement of laws and the enhancement of socially-cohesive development initiatives.</p>

### PERFORMANCE INFORMATION

<u>ORGANIZATIONAL OUTCOMES (OQs) / PERFORMANCE INDICATORS (PIs)</u>	<u>2023 TARGETS</u>
<b>1. PROJECT DEVELOPMENT AND ENGINEERING SERVICES</b>	
<i>Outcome indicator(s):</i>	
1. Established database on road network	
<i>Output indicator(s):</i>	
1. Percentage of projects assessed and provided pre-engineering services	100%
<b>2. ROAD NETWORK DEVELOPMENT PROGRAM</b>	
<i>Outcome indicator(s):</i>	
1. Increase in regional road network	
2. Easier transportation of agricultural products	
<i>Output indicator(s):</i>	
1. Length (km) and percentage increase of newly constructed roads (main, agricultural and road to tourism)	478.09
2. No. of roads maintained	109
<b>3. BRIDGE PROGRAM</b>	
<i>Outcome indicator(s):</i>	
1. Improved access to remote areas in the Bangsamoro Region	
<i>Output indicator(s):</i>	
1. Total number of bridges constructed	30
<b>4. FLOOD MANAGEMENT PROGRAM</b>	

## XI. MINISTRY OF PUBLIC WORKS

### *Outcome indicator(s):*

1. Increased safety of the population living in flood-prone areas in the Bangsamoro Region

### *Output indicator(s):*

- |   |    |
|---|----|
| 1. No. of constructed flood control facilities and drainage systems | 89 |
| 2. No. of slope/shore protection constructed in coastal areas       | 49 |
| 3. No. of flood control & drainage structures maintained            | 72 |
| 4. No. of slope/shore protection maintained                         | 49 |

## 5. WATER SUPPLY PROGRAM

### *Outcome indicator(s):*

1. Improved water system

### *Output indicator(s):*

- |  |    |
|--|----|
| 1. No. of water system (units) constructed | 30 |
| 2. No. of water supply projects repaired   | 94 |

## 6. PORT REHABILITATION PROGRAM

### *Outcome indicator(s):*

1. Improved port facilities and services

### *Output indicator(s):*

- |   |    |
|---|----|
| 1. No. of ports rehabilitated/constructed | 19 |
| 2. No. of ports maintained                | 20 |

## 7. OTHER INFRASTRUCTURE PROGRAM

### *Output indicator(s):*

- |   |      |
|---|------|
| 1. No. of building(s) constructed/rehabilitated               | 3    |
| 2. No. of building(s) repaired/maintained                     | 39   |
| 3. No. of solar lights installed                              | 1850 |
| 4. No. of various infrastructure(s) constructed/rehabilitated | 82   |

## C. SPECIAL PROVISIONS

1. Engineering and Administrative Overhead Expenses. For infrastructure projects costing more than One Million Pesos (P1,000,000.00), the MPW is authorized to deduct a maximum of three percent (3%) from the appropriation of infrastructure projects but in no case shall it exceed two percent (2%) for releases to the District Engineering Offices (DEOs), to be used for engineering and administrative overhead expenses.

For EAO expenses, the same shall be limited to: (i) administrative overhead including the hiring of the individuals engaged through job orders or contracts of service or such other engagement of personnel without any employer-employee relationship; (ii) pre-construction activities after detailed engineering; (iii) construction project management; (iv) testing and quality control; (v) acquisition, rehabilitation and repair of related equipment and parts; and (vi) contingencies in relation to pre-construction activities.

The EAO expenses shall be treated or booked-up as capitalized expenditures and form part of the project cost, PROVIDED, that the acquisition of motor vehicles shall only be allowed when it is proven more economical than vehicle rental and that the acquisition thereof is consistent with applicable laws and regulations.

2. Project Development and Engineering Services. The amount of One Hundred Thirteen Million Five Hundred Eighty-Eight Thousand and Fifty-Six Pesos (P113,588,056.00) herein appropriated shall be used for pre-engineering activities subject to the submission of report on pre-engineering works already completed.

3. Roads and Public Works for Cotabato City. The MPW, in coordination with the City Engineering Office, shall submit the Road Network Plan for the construction of Roads and Other Public Works in Cotabato City.

4. Road Network and Other Public Infrastructure Facilities Program. In the implementation of infrastructure projects, the MPW may consider the following:

## XI. MINISTRY OF PUBLIC WORKS

- (a) clustering or de-clustering in the procurement of infrastructure projects for efficiency and effective management with due compliance with R.A. No. 9184 and its IRR and the guidelines issued by the GPPB;
- (b) adoption of standards for various hazards, global warming or climate change in the feasibility study, design and detailed engineering works of all infrastructure projects, in coordination with the Ministry of Environment, Natural Resources and Energy (MENRE);
- (c) provision of bike lanes and pedestrian-safe sidewalks as well as roadside tree planting; and
- (d) adoption of standards and provision for safe drinking water facilities.

The amount herein appropriated for Road Network and Other Public Infrastructure Facilities Program shall be subject to the submission of common engineering documents.

5. Geo-Tagging of Infrastructure Projects. For purposes of transparency, the MPW shall undertake the publication of geo-tagged photos with stamp of the sites of all its completed and on going infrastructure projects in its E-BARMM portal and MPW website. The status report of implementation of each project shall likewise be submitted regularly to MFBM, BPDA and Office of the Chief Minister.

6. Restriction on Delegation of Project Implementation. To ensure the efficient implementation of infrastructure projects, the MPW may delegate in the following instances: (i) the AFP corps of Engineering or equivalent Agency as may be authorized by the Office of the Chief Minister in high transportation security risk areas; (ii) inter-department or inter-agency projects; and (iii) LGUs with the capability to implement projects either by administration or contract as determined by MPW, subject to the overall technical supervision of the MPW.

7. Ensuring Accessibility for Senior Citizens and Persons with Disabilities. All projects pertaining to the construction, rehabilitation, and maintenance of public buildings shall include provisions for accessibility facilities such as ramps, handrails, tactile paving, toilets, and paved walk ways as provided in Batas Pambansa 344, R.A. No. 7277, R.A. No. 9994, their respective implementing rules and regulations, and accessible and universal design principles.

8. Reporting and Posting Requirements. The implementing Ministries and Offices shall submit quarterly reports on its financial and physical accomplishments, within thirty (30) days after the end of every quarter, through the following:

- (a) Unified Reporting System (URS) or other electronic means for submission of reports;
- (b) Hardcopy submitted to the MFBM; and
- (c) Implementing Ministry/Office's website.

The implementing Ministries and Offices shall send written notice when said reports have been submitted or posted on its website to the MFBM and other offices where the submission of reports is required under existing laws, rules and regulations. The date of notice to said Ministries and Offices shall be considered the date of compliance with this requirement.



**XI. MINISTRY OF PUBLIC WORKS  
INFRASTRUCTURE**

**BASILAN**

Construction of Sampinit - Masola Road Phase 2, Sumisip Bangsamoro Autonomous Region in Muslim Mindanao (BARMM) Ministry of Public Works	45,000,000.00
Construction of By-Pass Road Phase 2, Babussalam- Kamangaan Section , Maluso Bangsamoro Autonomous Region in Muslim Mindanao (BARMM) Ministry of Public Works	15,000,000.00
Concreting of Sitio Landing, Brgy. Pintasan - Sitio Marata, Brgy. Sulutan Matangal Road, Hadji Mohammad Ajul. Bangsamoro Autonomous Region in Muslim Mindanao (BARMM) Ministry of Public Works	25,000,000.00
Construction of Baguindan Proper - Sitio Bohe Pansul - Sitio Kupung Inagaran, Brgy. Silangkum Road, Tipo-tipo Bangsamoro Autonomous Region in Muslim Mindanao (BARMM) Ministry of Public Works	26,000,000.00
Construction of Brgy. Kinukutan Proper - Kinukutan Lower Road, Al-Barka Bangsamoro Autonomous Region in Muslim Mindanao (BARMM) Ministry of Public Works	26,000,000.00
Construction of Limbo Upas - Cabangalan Road, Ungkaya Pukan Bangsamoro Autonomous Region in Muslim Mindanao (BARMM) Ministry of Public Works	26,000,000.00
Construction of Sitio Basak Bohe Lablab Baguindan - Clinic Bohe Piyang Road, Tipo-Tipo Bangsamoro Autonomous Region in Muslim Mindanao (BARMM) Ministry of Public Works	19,900,000.00
Construction of Sitio Marang - Sitio Lan Puno Road, Brgy. Lahi-Lahi, Tuburan Bangsamoro Autonomous Region in Muslim Mindanao (BARMM) Ministry of Public Works	39,000,000.00
Construction of Kailih - Bakisung Road Phase 2, Al-Barka Bangsamoro Autonomous Region in Muslim Mindanao (BARMM) Ministry of Public Works	37,500,000.00
Concreting of Sta. Clara (Basilan State College) - Segummul Road, Lamitan City Bangsamoro Autonomous Region in Muslim Mindanao (BARMM) Ministry of Public Works	25,000,000.00
Construction of Manawet Road Phase 2, Lamitan City Bangsamoro Autonomous Region in Muslim Mindanao (BARMM) Ministry of Public Works	13,000,000.00
Construction of Brgy. Languyan - Sitio Parang Road Phase 2, Hadji Mohammad Ajul Bangsamoro Autonomous Region in Muslim Mindanao (BARMM) Ministry of Public Works	26,000,000.00
Construction of Brgy. Mangguso - Umbasan road, Akbar Bangsamoro Autonomous Region in Muslim Mindanao (BARMM) Ministry of Public Works	26,000,000.00
Construction of Sitio Bohe-bohe - Sitio Ubeyan, Brgy. Semmut Road, Akbar Bangsamoro Autonomous Region in Muslim Mindanao (BARMM) Ministry of Public Works	26,000,000.00
Construction of Sitio Bohe Buug - Camp Barkat, Brgy. Kailih Road, Al-Barka Bangsamoro Autonomous Region in Muslim Mindanao (BARMM) Ministry of Public Works	31,200,000.00
Construction of Atong-Atong Bypass Road, Lantawan Bangsamoro Autonomous Region in Muslim Mindanao (BARMM) Ministry of Public Works	26,000,000.00
Concreting of Tausan - Lubukan Circumferential Road, Hadji Muhtamad Bangsamoro Autonomous Region in Muslim Mindanao (BARMM) Ministry of Public Works	15,000,000.00

**XI. MINISTRY OF PUBLIC WORKS  
INFRASTRUCTURE**

Construction of Brgy. Lanawan - Sitio Litaan Road Phase 3, Tabuan Lasa Bangsamoro Autonomous Region in Muslim Mindanao (BARMM) Ministry of Public Works	15,600,000.00
Concreting of Brgy. Ulame - Brgy. Tandung Ahas Road, Lamitan City Bangsamoro Autonomous Region in Muslim Mindanao (BARMM) Ministry of Public Works	25,000,000.00
Construction of Brgy. Bohe Tambak - Bohe Bato Road, Tipo-Tipo Bangsamoro Autonomous Region in Muslim Mindanao (BARMM) Ministry of Public Works	26,000,000.00
Construction of Brgy. Tongbato - Punu Materling Road , Ungkaya Pukan Bangsamoro Autonomous Region in Muslim Mindanao (BARMM) Ministry of Public Works	42,000,000.00
Construction of Sitio Madrasa, Brgy. Lower Sinangkapan - Brgy. Campu Uno National Road, Tuburan Bangsamoro Autonomous Region in Muslim Mindanao (BARMM) Ministry of Public Works	26,000,000.00
Construction of Subaan-Lawi-Lawi Road , Lantawan Bangsamoro Autonomous Region in Muslim Mindanao (BARMM) Ministry of Public Works	39,000,000.00
Construction of Parian Baunuh - Canibungan Road , Lantawan Bangsamoro Autonomous Region in Muslim Mindanao (BARMM) Ministry of Public Works	39,000,000.00
Concreting of Kanangkaan - Ulih Road, Maluso Bangsamoro Autonomous Region in Muslim Mindanao (BARMM) Ministry of Public Works	25,000,000.00
Construction of Tubigan to Upper Mahayahay Road, Maluso Bangsamoro Autonomous Region in Muslim Mindanao (BARMM) Ministry of Public Works	52,000,000.00
Construction of Kaum air - Sagantung-Mangal Road, Sumisip Bangsamoro Autonomous Region in Muslim Mindanao (BARMM) Ministry of Public Works	39,000,000.00
Concreting of Sumisip Highway - Manaul - Langarey Road Phase 2, Sumisip Bangsamoro Autonomous Region in Muslim Mindanao (BARMM) Ministry of Public Works	22,750,000.00
Construction of Sitio Baag, Brgy. Upper Giong - Sitio Irreley Road, Brgy. Central, Sumisip Bangsamoro Autonomous Region in Muslim Mindanao (BARMM) Ministry of Public Works	18,200,000.00
Construction of Silangkum (Tipo-Tipo) - Bohesuyak (Ungkaya Pukan) Road Phase 2, Tipo-Tipo Bangsamoro Autonomous Region in Muslim Mindanao (BARMM) Ministry of Public Works	25,100,000.00
Concreting of Access Road to Sanitary Landfill, Tuburan Bangsamoro Autonomous Region in Muslim Mindanao (BARMM) Ministry of Public Works	25,000,000.00
Concreting of Access Road to New Government Center, Hadji Muhtamad Bangsamoro Autonomous Region in Muslim Mindanao (BARMM) Ministry of Public Works	5,000,000.00
Concreting of Sitio Sapah(Brgy. Linsungan) - Sitio Bidkanon ( Brgy. Ubit) Sitio Nangka (Brgy. Bohe Nange) Road, Lamitan City Bangsamoro Autonomous Region in Muslim Mindanao (BARMM) Ministry of Public Works	25,000,000.00
Construction of Port Phase 2, Brgy. Balanting , Tabuan Lasa. Bangsamoro Autonomous Region in Muslim Mindanao (BARMM) Ministry of Public Works	5,000,000.00
Construction of Port Phase 2, Brgy. Lahi-Lahi , Tuburan	10,000,000.00

**XI. MINISTRY OF PUBLIC WORKS  
INFRASTRUCTURE**

Bangsamoro Autonomous Region in Muslim Mindanao (BARMM) Ministry of Public Works	
Construction of Port, Brgy. Tamuk, Maluso Bangsamoro Autonomous Region in Muslim Mindanao (BARMM) Ministry of Public Works	5,000,000.00
Construction of Port Phase 2, Brgy. Lanawan, Tabuan Lasa Bangsamoro Autonomous Region in Muslim Mindanao (BARMM) Ministry of Public Works	5,000,000.00
Construction of Municipal Port, Brgy. Bohe Lebbung, Tipo-Tipo Bangsamoro Autonomous Region in Muslim Mindanao (BARMM) Ministry of Public Works	20,000,000.00
Improvement of Sitio Canas Port, Upper Bato - Bato, Akbar Bangsamoro Autonomous Region in Muslim Mindanao (BARMM) Ministry of Public Works	12,000,000.00
Construction of Gubawan Bridge, Ungkaya Pukan Bangsamoro Autonomous Region in Muslim Mindanao (BARMM) Ministry of Public Works	40,000,000.00
Construction of Bridge, Brgy. Sengal, Lamitan City Bangsamoro Autonomous Region in Muslim Mindanao (BARMM) Ministry of Public Works	35,000,000.00
Construction of Bridge, Sitio Santo Ninio, Brgy. Bohe Yakan, Lamitan City Bangsamoro Autonomous Region in Muslim Mindanao (BARMM) Ministry of Public Works	25,000,000.00
Construction of Box Culvert, Sitio Quarry, Brgy. Kailih, Al-Barka Bangsamoro Autonomous Region in Muslim Mindanao (BARMM) Ministry of Public Works	3,000,000.00
Construction of Drainage System, Sitio Bohe Bacung, Brgy. Semmut, Akbar Bangsamoro Autonomous Region in Muslim Mindanao (BARMM) Ministry of Public Works	5,000,000.00
Construction of Drainage System, Sitio Basak, Brgy. Baguindan, Tipo-Tipo Bangsamoro Autonomous Region in Muslim Mindanao (BARMM) Ministry of Public Works	5,000,000.00
Construction of Double Barrel Box Culvert, Sitio Sapah, Brgy. Seronggon, Hadji Mohammad Ajul Bangsamoro Autonomous Region in Muslim Mindanao (BARMM) Ministry of Public Works	7,000,000.00
Construction of Box Culvert, Sitio Tumulinting, Brgy. Atong-atong, Lantawan Bangsamoro Autonomous Region in Muslim Mindanao (BARMM) Ministry of Public Works	3,000,000.00
Construction of Drainage System Phase 2, Sitio Calut, Brgy. Baguindan, Tipo-Tipo Bangsamoro Autonomous Region in Muslim Mindanao (BARMM) Ministry of Public Works	5,000,000.00
Construction of Shore Protection, Sitio Market, Brgy. Buton, Hadji Mohammad Ajul Bangsamoro Autonomous Region in Muslim Mindanao (BARMM) Ministry of Public Works	5,000,000.00
Construction of Shore Protection, Sitio Tagime , Brgy. Tuburan Proper, Hadji Mohammad Ajul Bangsamoro Autonomous Region in Muslim Mindanao (BARMM) Ministry of Public Works	5,000,000.00
Construction of Shore Protection, Brgy. Sangbay Small, Hadji Muhtamad Bangsamoro Autonomous Region in Muslim Mindanao (BARMM) Ministry of Public Works	5,000,000.00
Construction of Shore Protection, Sitio Canas, Upper Bato-Bato, Akbar Bangsamoro Autonomous Region in Muslim Mindanao (BARMM) Ministry of Public Works	5,000,000.00

**XI. MINISTRY OF PUBLIC WORKS  
INFRASTRUCTURE**

Construction of Shore Protection, Brgy. Sangbay Big, Hadji Muhtamad Bangsamoro Autonomous Region in Muslim Mindanao (BARMM) Ministry of Public Works	5,000,000.00
Construction of Shore Protection Phase 2, Sitio Talisay, Brgy. Candiis, Hadji Mohammad Ajul Bangsamoro Autonomous Region in Muslim Mindanao (BARMM) Ministry of Public Works	5,000,000.00
Construction of Shore Protection, Brgy. Tumakid, Lamitan City Bangsamoro Autonomous Region in Muslim Mindanao (BARMM) Ministry of Public Works	5,000,000.00
Construction of Shore Protection Phase 2, Lanawan Municipal Hall, Tabuan Lasa Bangsamoro Autonomous Region in Muslim Mindanao (BARMM) Ministry of Public Works	5,000,000.00
Construction of Shore Protection, Kampurnah, Tabuan Lasa Bangsamoro Autonomous Region in Muslim Mindanao (BARMM) Ministry of Public Works	5,000,000.00
Construction of Shore Protection, Brgy. Boloh Boloh, Tabuan Lasa Bangsamoro Autonomous Region in Muslim Mindanao (BARMM) Ministry of Public Works	5,000,000.00
Construction of Shore Protection Phase 2, Brgy. Dasalan, Hadji Muhtamad Bangsamoro Autonomous Region in Muslim Mindanao (BARMM) Ministry of Public Works	5,000,000.00
Construction of Shore Protection Section 5, Brgy. Tandung Ahas, Lamitan City Bangsamoro Autonomous Region in Muslim Mindanao (BARMM) Ministry of Public Works	5,000,000.00
Construction of Shore Protection, Brgy. Calang Canas, Maluso Bangsamoro Autonomous Region in Muslim Mindanao (BARMM) Ministry of Public Works	5,000,000.00
Construction of Shore Protection, Brgy. Tamuk, Maluso Bangsamoro Autonomous Region in Muslim Mindanao (BARMM) Ministry of Public Works	5,000,000.00
Construction of Shore Protection, Sitio Maloong Legion, Brgy. Maloong Canal, Lamitan City Bangsamoro Autonomous Region in Muslim Mindanao (BARMM) Ministry of Public Works	5,000,000.00
Construction of Shore Protection, Sitio Sigangaw, Brgy. Tausan, Hadji Muhtamad Bangsamoro Autonomous Region in Muslim Mindanao (BARMM) Ministry of Public Works	5,000,000.00
Construction of Shore Protection, Sitio Baldaya, Brgy. Tausan, Hadji Muhtamad Bangsamoro Autonomous Region in Muslim Mindanao (BARMM) Ministry of Public Works	5,000,000.00
Construction of Shore Protection, Sitio Kalang, Brgy. Kinukutan, Al-Barka Bangsamoro Autonomous Region in Muslim Mindanao (BARMM) Ministry of Public Works	8,000,000.00
Construction of Shore Protection, Brgy. Baluk-Baluk, Hadji Muhtamad Bangsamoro Autonomous Region in Muslim Mindanao (BARMM) Ministry of Public Works	5,000,000.00
Construction of Shore Protection, Sitio Kaynahan, Brgy. Lubukan, Hadji Muhtamad Bangsamoro Autonomous Region in Muslim Mindanao (BARMM) Ministry of Public Works	5,000,000.00
Construction of Shore Protection Phase 4, Sitio Siyahud, Brgy. Tausan, Hadji Muhtamad Bangsamoro Autonomous Region in Muslim Mindanao (BARMM) Ministry of Public Works	5,000,000.00
Construction of Shore Protection Phase 2, Brgy. Look Bait, Sumisip Bangsamoro Autonomous Region in Muslim Mindanao (BARMM) Ministry of Public Works	5,000,000.00

**XI. MINISTRY OF PUBLIC WORKS  
INFRASTRUCTURE**

Construction of Shore Protection, Brgy. Capago, Hadji Mohammad Ajul Bangsamoro Autonomous Region in Muslim Mindanao (BARMM) Ministry of Public Works	5,000,000.00
Construction of Shoreline Protection, Brgy. Kapisahan, Maluso Bangsamoro Autonomous Region in Muslim Mindanao (BARMM) Ministry of Public Works	5,000,000.00
Construction of Shore Protection Phase 2, Sitio Neknap, Brgy. Lower Bato-Bato, Akbar Bangsamoro Autonomous Region in Muslim Mindanao (BARMM) Ministry of Public Works	5,000,000.00
Construction of MPW - Basilan Annex A Building , Lamitan City Bangsamoro Autonomous Region in Muslim Mindanao (BARMM) Ministry of Public Works	7,000,000.00
Construction of Lantawan Boulevard, Brgy. Atong-Atong, Lantawan Bangsamoro Autonomous Region in Muslim Mindanao (BARMM) Ministry of Public Works	45,400,000.00
Construction of Concrete Footbridge, Brgy. Sulloh , Tabuan Lasa Bangsamoro Autonomous Region in Muslim Mindanao (BARMM) Ministry of Public Works	5,000,000.00
Construction of Concrete Footbridge Phase 3, Subah Townsite, Maluso Bangsamoro Autonomous Region in Muslim Mindanao (BARMM) Ministry of Public Works	5,000,000.00
Construction of Concrete Footbridge Phase 2, Euro Village, Maluso Bangsamoro Autonomous Region in Muslim Mindanao (BARMM) Ministry of Public Works	5,000,000.00
Construction of Rock causeway, Brgy. Balanting - Saluping Proper, Tabuan Lasa. Bangsamoro Autonomous Region in Muslim Mindanao (BARMM) Ministry of Public Works	8,000,000.00
<b>SULU 1</b>	
Construction of Sitio Upper Latih Road, Brgy. Latih - Brgy. Maligay, Patikul Bangsamoro Autonomous Region in Muslim Mindanao (BARMM) Ministry of Public Works	30,000,000.00
Construction of Brgy. Lawm Buwahan - Brgy. Tikong Road, Parang Bangsamoro Autonomous Region in Muslim Mindanao (BARMM) Ministry of Public Works	30,000,000.00
Construction of Tubig Tambis - Lumadapdap Proper Road, Pangutaran Bangsamoro Autonomous Region in Muslim Mindanao (BARMM) Ministry of Public Works	30,000,000.00
Construction of Bulan Bulan - Tubig Tambis Road, Pangutaran Bangsamoro Autonomous Region in Muslim Mindanao (BARMM) Ministry of Public Works	30,000,000.00
Rehabilitation of Poblacion - Tongbas Road Phase 5, Pangutaran Bangsamoro Autonomous Region in Muslim Mindanao (BARMM) Ministry of Public Works	25,000,000.00
Rehabilitation of Poblacion - Tongbas Road Phase 6, Pangutaran Bangsamoro Autonomous Region in Muslim Mindanao (BARMM) Ministry of Public Works	25,000,000.00
Construction of Sitio Mumang - Sitio Kulbit Road, Patikul Bangsamoro Autonomous Region in Muslim Mindanao (BARMM) Ministry of Public Works	25,000,000.00
Construction of Upper Tugas - Gallant Road, Patikul Bangsamoro Autonomous Region in Muslim Mindanao (BARMM) Ministry of Public Works	30,000,000.00

**XI. MINISTRY OF PUBLIC WORKS  
INFRASTRUCTURE**

Construction of Sitio Bay Pungud - Sitio Kan Ikan Road, Brgy. Mabahay, Talipao Bangsamoro Autonomous Region in Muslim Mindanao (BARMM) Ministry of Public Works	30,000,000.00
Construction of Sitio Bato Biyud - Sitio Kaumpang Upat Road, Brgy. Marsada, Talipao Bangsamoro Autonomous Region in Muslim Mindanao (BARMM) Ministry of Public Works	30,000,000.00
Construction of Sitio Pantay - Sitio Lubluban Road, Brgy. Bagsak, Talipao Bangsamoro Autonomous Region in Muslim Mindanao (BARMM) Ministry of Public Works	40,500,000.00
Construction of Pukul Naeh - Bulan Bulan Road, Pangutaran Bangsamoro Autonomous Region in Muslim Mindanao (BARMM) Ministry of Public Works	30,000,000.00
Reconstruction of Agal-Agal - Poblacion Road, Pangutaran Bangsamoro Autonomous Region in Muslim Mindanao (BARMM) Ministry of Public Works	25,000,000.00
Concreting of Kasalamatan Street 5, Brgy. Asturias, Jolo Bangsamoro Autonomous Region in Muslim Mindanao (BARMM) Ministry of Public Works	4,900,000.00
Construction of Sitio Kaumpang - Sitio Pungod Road, Brgy Lanao Dakula, Indanan Bangsamoro Autonomous Region in Muslim Mindanao (BARMM) Ministry of Public Works	25,000,000.00
Construction of Poblacion - Sitio Kapang Road, Brgy. Poblacion, Indanan Bangsamoro Autonomous Region in Muslim Mindanao (BARMM) Ministry of Public Works	25,000,000.00
Construction of Sitio Bay Pungud - Sitio Tuburan Road, Brgy. Lanao Dakula, Indanan Bangsamoro Autonomous Region in Muslim Mindanao (BARMM) Ministry of Public Works	25,000,000.00
Construction of Poblacion - Sito Purok Road, Brgy. Kagay, Indanan Bangsamoro Autonomous Region in Muslim Mindanao (BARMM) Ministry of Public Works	25,000,000.00
Concreting of Bario Jun - Sitio Bassal (Jihada Road), Indanan Bangsamoro Autonomous Region in Muslim Mindanao (BARMM) Ministry of Public Works	20,000,000.00
Concreting of Camp Astana Road (MNLF AREA), Indanan Bangsamoro Autonomous Region in Muslim Mindanao (BARMM) Ministry of Public Works	25,000,000.00
Construction of Upper Tagbak Road (MNLF AREA), Indanan Bangsamoro Autonomous Region in Muslim Mindanao (BARMM) Ministry of Public Works	37,500,000.00
Construction of Tanduh Bagua - Sitio Lubbacan Road, Patikul Bangsamoro Autonomous Region in Muslim Mindanao (BARMM) Ministry of Public Works	30,000,000.00
Construction of Langhub - Sitio Bastiong Road, Patikul Bangsamoro Autonomous Region in Muslim Mindanao (BARMM) Ministry of Public Works	25,000,000.00
Construction of Sitio Bastiong - Sitio Lab Road, Patikul Bangsamoro Autonomous Region in Muslim Mindanao (BARMM) Ministry of Public Works	20,000,000.00
Construction of Bud Pula Road, Brgy. Anuling, Patikul Bangsamoro Autonomous Region in Muslim Mindanao (BARMM) Ministry of Public Works	8,250,000.00
Construction of Lower Kamuntayan - Kan Ublok Road, Talipao Bangsamoro Autonomous Region in Muslim Mindanao (BARMM) Ministry of Public Works	25,000,000.00

**XI. MINISTRY OF PUBLIC WORKS  
INFRASTRUCTURE**

Construction of Sitio Datag Kuhaw - Sitio Kanpandikal Road, Talipao Bangsamoro Autonomous Region in Muslim Mindanao (BARMM) Ministry of Public Works	25,000,000.00
Construction of Tanduh Patong - Brgy Kabbun Maas Road, Maimbung Bangsamoro Autonomous Region in Muslim Mindanao (BARMM) Ministry of Public Works	30,000,000.00
Construction of Bangalan - Sitio Timbaw Road, Maimbung Bangsamoro Autonomous Region in Muslim Mindanao (BARMM) Ministry of Public Works	25,000,000.00
Concreting of Kagay - Sitio Kan Este Road, Talipao Bangsamoro Autonomous Region in Muslim Mindanao (BARMM) Ministry of Public Works	25,000,000.00
Concreting of Access Road to 1101 Brigade, Sitio Bud Bayug , Talipao Bangsamoro Autonomous Region in Muslim Mindanao (BARMM) Ministry of Public Works	7,000,000.00
Concreting of Sitio Palar - Sitio Sayit Road, Patikul Bangsamoro Autonomous Region in Muslim Mindanao (BARMM) Ministry of Public Works	25,000,000.00
Construction of Sitio Tambon, Brgy. Biid - Poblacion Road , Parang Bangsamoro Autonomous Region in Muslim Mindanao (BARMM) Ministry of Public Works	21,000,000.00
Construction of Kasulitan - Block 1 Road, Jolo Bangsamoro Autonomous Region in Muslim Mindanao (BARMM) Ministry of Public Works	14,500,000.00
Construction of Sitio Parang Maw-ag - Sitio Kara Road, Brgy. Upper Sampunay, Parang Bangsamoro Autonomous Region in Muslim Mindanao (BARMM) Ministry of Public Works	33,000,000.00
Construction of Gulangan - Binuwang Road, Gulangan, Maimbung Bangsamoro Autonomous Region in Muslim Mindanao (BARMM) Ministry of Public Works	60,000,000.00
Construction of Port, Sitio Lupa Lupa, Brgy Bubuan, Hadji Panglima Tahil Bangsamoro Autonomous Region in Muslim Mindanao (BARMM) Ministry of Public Works	22,000,000.00
Construction of Abuabu Seaport, Hadji Panglima Tahil Bangsamoro Autonomous Region in Muslim Mindanao (BARMM) Ministry of Public Works	22,000,000.00
Rehabilitation of Bridge, Liyu Subah, Brgy. Taglibih, Patikul Bangsamoro Autonomous Region in Muslim Mindanao (BARMM) Ministry of Public Works	10,000,000.00
Upgrading / Improvement of Kanaway Bridge, Brgy. Kanaway , Parang Bangsamoro Autonomous Region in Muslim Mindanao (BARMM) Ministry of Public Works	50,000,000.00
Construction of Drainage System, Kakuyagan Street 1, Brgy. Asturias, Jolo Bangsamoro Autonomous Region in Muslim Mindanao (BARMM) Ministry of Public Works	1,500,000.00
Construction of Riverbank Protection (Sapah Maluwag River), Kandang - Poblacion, Maimbung Bangsamoro Autonomous Region in Muslim Mindanao (BARMM) Ministry of Public Works	35,000,000.00
Construction of Drainage System, Uhad Drive , Brgy. Alat, Jolo Bangsamoro Autonomous Region in Muslim Mindanao (BARMM) Ministry of Public Works	1,300,000.00
Construction of Drainage System, Kasanyangan Block 2, Brgy. Asturias, Jolo Bangsamoro Autonomous Region in Muslim Mindanao (BARMM)	4,000,000.00

**XI. MINISTRY OF PUBLIC WORKS  
INFRASTRUCTURE**

Ministry of Public Works

Construction of Shore Protection, Teomabal Proper, Hadji Panglima Tahil Bangsamoro Autonomous Region in Muslim Mindanao (BARMM) Ministry of Public Works	22,500,000.00
Upgrading of Shore Protection, Poblacion Bangas, Hadji Panglima Tahil Bangsamoro Autonomous Region in Muslim Mindanao (BARMM) Ministry of Public Works	16,000,000.00
Construction of Shore Protection Phase 2, Brgy. Abuabu, Hadji Panglima Tahil Bangsamoro Autonomous Region in Muslim Mindanao (BARMM) Ministry of Public Works	11,000,000.00
Construction of Shore Protection Phase 2, Likud Bangas, Brgy. Bangas, Hadji Panglima Tahil Bangsamoro Autonomous Region in Muslim Mindanao (BARMM) Ministry of Public Works	3,760,000.00
Construction of Concrete Footbridge, Pagasinan Proper, Pagasinan, Hadji Panglima Tahil Bangsamoro Autonomous Region in Muslim Mindanao (BARMM) Ministry of Public Works	8,500,000.00
Construction of Concrete Footbridge, Tulay Zone 3, Tondos Drive, Jolo Bangsamoro Autonomous Region in Muslim Mindanao (BARMM) Ministry of Public Works	19,000,000.00
Construction of Lambayong Boulevard Phase 5, Jolo Bangsamoro Autonomous Region in Muslim Mindanao (BARMM) Ministry of Public Works	100,000,000.00
Construction of Concrete Footbridge, Brgy. Laud Kulasi, Maimbung Bangsamoro Autonomous Region in Muslim Mindanao (BARMM) Ministry of Public Works	20,000,000.00
Widening of Footbridge Phase 2, Sitio Subah, Brgy. Bangas, Hadji Panglima Tahil Bangsamoro Autonomous Region in Muslim Mindanao (BARMM) Ministry of Public Works	23,000,000.00
Widening of Footbridge, Bubuan Proper, Brgy. Bubuan , Hadji Panglima Tahil Bangsamoro Autonomous Region in Muslim Mindanao (BARMM) Ministry of Public Works	10,700,000.00
Construction of Concrete Footbridge, Isnani Drive , Bus-Bus, Jolo Bangsamoro Autonomous Region in Muslim Mindanao (BARMM) Ministry of Public Works	10,000,000.00
Construction of Concrete Footbridge, Simbahan Poblacion, Pangutaran Bangsamoro Autonomous Region in Muslim Mindanao (BARMM) Ministry of Public Works	4,250,000.00
Construction of Concrete Footbridge, Sitio Subah, Brgy. Kabukan, Hadji Panglima Tahil Bangsamoro Autonomous Region in Muslim Mindanao (BARMM) Ministry of Public Works	4,300,000.00
Construction of Rock causeway, Poblacion, Bangas, Hadji Panglima Tahil Bangsamoro Autonomous Region in Muslim Mindanao (BARMM) Ministry of Public Works	6,000,000.00
Construction of Concrete Footbridge (Section 1,2,3,4, and 5), Maliki Drive Alat Kabatohan, Brgy. Alat, Jolo Bangsamoro Autonomous Region in Muslim Mindanao (BARMM) Ministry of Public Works	16,500,000.00
Construction of Rock Causeway Phase 2 (Sec 1 and 2), Bayabas Drive, Brgy. Alat, Jolo Bangsamoro Autonomous Region in Muslim Mindanao (BARMM) Ministry of Public Works	9,000,000.00
<b>SULU 2</b>	
Construction of Landing Road, Tambunbubu, Banguingui Bangsamoro Autonomous Region in Muslim Mindanao (BARMM) Ministry of Public Works	27,000,000.00



**XI. MINISTRY OF PUBLIC WORKS  
INFRASTRUCTURE**

Construction of Sitio Kanlimbag - Sitio Manggis - Sitio Duhon Bud Road, Kalingalan Caluang Bangsamoro Autonomous Region in Muslim Mindanao (BARMM) Ministry of Public Works	37,800,000.00
Concreting of Kanjalang - Sitio Likung Road, Kalingalan Caluang Bangsamoro Autonomous Region in Muslim Mindanao (BARMM) Ministry of Public Works	25,000,000.00
Reconstruction of Hambitan - Subah Subah Road, Pandami Bangsamoro Autonomous Region in Muslim Mindanao (BARMM) Ministry of Public Works	50,000,000.00
Construction of Sitio Jampiras - Sitio Lubbok Road, Brgy. Gata-Gata, Panglima Estino Bangsamoro Autonomous Region in Muslim Mindanao (BARMM) Ministry of Public Works	25,000,000.00
Construction of Sitio Kutah Sihi Road, Brgy. Pitogo, Kalingalan Caluang Bangsamoro Autonomous Region in Muslim Mindanao (BARMM) Ministry of Public Works	17,000,000.00
Construction of Sitio Tutu Road, Brgy. Pitogo, Kalingalan Caluang Bangsamoro Autonomous Region in Muslim Mindanao (BARMM) Ministry of Public Works	17,550,000.00
Concreting of Sitio Tubig Samin - Sitio Urot Road, Luuk Bangsamoro Autonomous Region in Muslim Mindanao (BARMM) Ministry of Public Works	25,000,000.00
Concreting of Sitio Kungan - Brgy. Kanbulak Road, Luuk Bangsamoro Autonomous Region in Muslim Mindanao (BARMM) Ministry of Public Works	25,000,000.00
Construction of Gapas Rugasan - Sibul Coastal Road, Lugus Bangsamoro Autonomous Region in Muslim Mindanao (BARMM) Ministry of Public Works	54,000,000.00
Construction of Kanaway - Pagatpat Road Phase 2, Tapul Bangsamoro Autonomous Region in Muslim Mindanao (BARMM) Ministry of Public Works	16,200,000.00
Construction of Bud Indanan - Masjid Baubo Road, Brgy. Kan Mindus, Luuk Bangsamoro Autonomous Region in Muslim Mindanao (BARMM) Ministry of Public Works	27,000,000.00
Concreting of Niangkaan - Bud Parangan Road Phase 2, Brgy Niangkaan, Omar Bangsamoro Autonomous Region in Muslim Mindanao (BARMM) Ministry of Public Works	50,000,000.00
Concreting of Sitio Bayla Uwak - Sitio Bud Sani Road, Brgy. Lianutan, Omar Bangsamoro Autonomous Region in Muslim Mindanao (BARMM) Ministry of Public Works	50,000,000.00
Construction of Brgy. Seit Higad - Brgy. Bud Seit Road, Old Panamao Bangsamoro Autonomous Region in Muslim Mindanao (BARMM) Ministry of Public Works	51,300,000.00
Concreting of Brgy. Kansipat - Sitio Pantay Road, Old Panamao Bangsamoro Autonomous Region in Muslim Mindanao (BARMM) Ministry of Public Works	32,500,000.00
Concreting of Sitio Kan Saaran - Brgy. Kan Ukol Road, Old Panamao Bangsamoro Autonomous Region in Muslim Mindanao (BARMM) Ministry of Public Works	25,000,000.00
Concreting of Lahi - Malanta Road, Pandami Bangsamoro Autonomous Region in Muslim Mindanao (BARMM) Ministry of Public Works	50,000,000.00
Construction of Saimbangun - Kiput Road, Pata Bangsamoro Autonomous Region in Muslim Mindanao (BARMM)	27,000,000.00

**XI. MINISTRY OF PUBLIC WORKS  
INFRASTRUCTURE**

Ministry of Public Works

Concreting of Rutonda - Lukboh Road, Pata Bangsamoro Autonomous Region in Muslim Mindanao (BARMM) Ministry of Public Works	17,500,000.00
Concreting of Jambangan - Nipa Nipa Road, Siasi Bangsamoro Autonomous Region in Muslim Mindanao (BARMM) Ministry of Public Works	15,000,000.00
Construction of Musu - Tung Labah Road, Siasi Bangsamoro Autonomous Region in Muslim Mindanao (BARMM) Ministry of Public Works	35,100,000.00
Construction of Sitio Likung - Sitio Duhol Bud Road, Kalingalan Caluang Bangsamoro Autonomous Region in Muslim Mindanao (BARMM) Ministry of Public Works	27,000,000.00
Construction of Mangkallay - Laha Road, Lugus Bangsamoro Autonomous Region in Muslim Mindanao (BARMM) Ministry of Public Works	67,500,000.00
Construction of Circumferential Road Bucutua Phase 3, Tinutungan, Banguingui Bangsamoro Autonomous Region in Muslim Mindanao (BARMM) Ministry of Public Works	27,000,000.00
Construction of Uwis - Kanjalang - Masjid Baili Road Phase 2, Kalingalan Caluang Bangsamoro Autonomous Region in Muslim Mindanao (BARMM) Ministry of Public Works	13,500,000.00
Construction of Sitio Bangdayan to Sitio Kungan Road, Brgy. Tubig Putih, Luuk Bangsamoro Autonomous Region in Muslim Mindanao (BARMM) Ministry of Public Works	27,000,000.00
Concreting of Proper Paiksah Road, Brgy. Paiksah, Panglima Estino Bangsamoro Autonomous Region in Muslim Mindanao (BARMM) Ministry of Public Works	12,500,000.00
Construction of Access Road to 545th Engineering Brigade, Brgy. Tandu-Bato, Luuk Bangsamoro Autonomous Region in Muslim Mindanao (BARMM) Ministry of Public Works	13,500,000.00
Construction of Water System level 2, 545th Engineering Battalion, Luuk Bangsamoro Autonomous Region in Muslim Mindanao (BARMM) Ministry of Public Works	5,000,000.00
Construction of Water System, Brgy. Sayli, Tapul Bangsamoro Autonomous Region in Muslim Mindanao (BARMM) Ministry of Public Works	5,000,000.00
Construction of Water System, Brgy. Kan Mangon, Tapul Bangsamoro Autonomous Region in Muslim Mindanao (BARMM) Ministry of Public Works	5,000,000.00
Construction of Water System, Brgy. Kawmpang, Tapul Bangsamoro Autonomous Region in Muslim Mindanao (BARMM) Ministry of Public Works	5,000,000.00
Construction of Water System, Brgy. Puok Sitio Lavah, Tapul Bangsamoro Autonomous Region in Muslim Mindanao (BARMM) Ministry of Public Works	5,000,000.00
Construction of Water System Level 2, Sitio Lubok, Brgy. Angilan, Omar Bangsamoro Autonomous Region in Muslim Mindanao (BARMM) Ministry of Public Works	5,000,000.00
Construction of Water System Level 2, Brgy. Lahi, Pandami Bangsamoro Autonomous Region in Muslim Mindanao (BARMM) Ministry of Public Works	5,000,000.00
Expansion of Port, Brgy. Punay, Panglima Estino	43,000,000.00

**XI. MINISTRY OF PUBLIC WORKS  
INFRASTRUCTURE**

Bangsamoro Autonomous Region in Muslim Mindanao (BARMM) Ministry of Public Works	
Construction of Port, Brgy. Pisak- Pisak, Pata Bangsamoro Autonomous Region in Muslim Mindanao (BARMM) Ministry of Public Works	15,000,000.00
Construction of Port, Brgy. South Paarol, Banguingi Bangsamoro Autonomous Region in Muslim Mindanao (BARMM) Ministry of Public Works	15,000,000.00
Construction of Port, Brgy. Bangalaw, Banguingi Bangsamoro Autonomous Region in Muslim Mindanao (BARMM) Ministry of Public Works	15,000,000.00
Construction of Bridge, Kan Simba, Brgy. Tubig Putih, Luuk Bangsamoro Autonomous Region in Muslim Mindanao (BARMM) Ministry of Public Works	12,000,000.00
Construction of Salam Bridge, Brgy. Tubig Putih, Luuk Bangsamoro Autonomous Region in Muslim Mindanao (BARMM) Ministry of Public Works	12,000,000.00
Construction of Double Barrel Box Culvert, Sitio Kan Mubin, Brgy. Lianutan , Luuk Bangsamoro Autonomous Region in Muslim Mindanao (BARMM) Ministry of Public Works	6,000,000.00
Construction of Slope Protection, Sitio Likubong, Brgy. Niangkaan, Omar Bangsamoro Autonomous Region in Muslim Mindanao (BARMM) Ministry of Public Works	20,000,000.00
Construction of Rockcauseway, Brgy.Tabialan, Banguingi Bangsamoro Autonomous Region in Muslim Mindanao (BARMM) Ministry of Public Works	15,000,000.00
Expansion of Siasi Boulevard, Siasi Bangsamoro Autonomous Region in Muslim Mindanao (BARMM) Ministry of Public Works	30,000,000.00
Construction of Multi-purpose (Covered Court), Brgy. Bangalaw, Banguingi Bangsamoro Autonomous Region in Muslim Mindanao (BARMM) Ministry of Public Works	5,400,000.00
Construction of Multi-purpose (Covered Court), Brgy.Tabialan, Banguingi Bangsamoro Autonomous Region in Muslim Mindanao (BARMM) Ministry of Public Works	5,400,000.00
Construction of Multi-purpose (Covered Court), Brgy.Sigumbal, Banguingi Bangsamoro Autonomous Region in Muslim Mindanao (BARMM) Ministry of Public Works	5,400,000.00
Construction of Multi-purpose (Covered Court), Brgy.Kahikukuk, Banguingi Bangsamoro Autonomous Region in Muslim Mindanao (BARMM) Ministry of Public Works	5,400,000.00
<b>TAWI-TAWI</b>	
Concreting of Access Road to New Municipal Government Center, Brgy. Nalil, Bongao Bangsamoro Autonomous Region in Muslim Mindanao (BARMM) Ministry of Public Works	28,000,000.00
Concreting of Road from Nalil National Highway - Mid Valley Pahut, Bongao Bangsamoro Autonomous Region in Muslim Mindanao (BARMM) Ministry of Public Works	14,000,000.00
Construction of Acces Road to Anty Nadduha, Doh tong I, Simunul Bangsamoro Autonomous Region in Muslim Mindanao (BARMM) Ministry of Public Works	56,000,000.00
Concreting of Access Road to New Government Center Road, Sibutu Bangsamoro Autonomous Region in Muslim Mindanao (BARMM) Ministry of Public Works	28,000,000.00

**XI. MINISTRY OF PUBLIC WORKS  
INFRASTRUCTURE**

Construction of Access Road to Sanitary Landfill , Sibutu Bangsamoro Autonomous Region in Muslim Mindanao (BARMM) Ministry of Public Works	28,000,000.00
Reconstruction of Sapa-Sapa Poblacion - Pamasan - Tengah Butun Road, Sapa-Sapa Bangsamoro Autonomous Region in Muslim Mindanao (BARMM) Ministry of Public Works	60,000,000.00
Construction of Kawa-Kawa - Tubig Lahi Road, Maraning, Languyan Bangsamoro Autonomous Region in Muslim Mindanao (BARMM) Ministry of Public Works	28,000,000.00
Construction of Iruk-Iruk - Tabulian Road, Mapun Bangsamoro Autonomous Region in Muslim Mindanao (BARMM) Ministry of Public Works	30,000,000.00
Construction of Tabulian - Kompang Road, Mapun Bangsamoro Autonomous Region in Muslim Mindanao (BARMM) Ministry of Public Works	30,000,000.00
Construction of Boki - Batu-Batu Road, Mapun Bangsamoro Autonomous Region in Muslim Mindanao (BARMM) Ministry of Public Works	15,000,000.00
Construction of Lubbak Parang Road Phase 2, Mapun Bangsamoro Autonomous Region in Muslim Mindanao (BARMM) Ministry of Public Works	30,000,000.00
Construction of Access Road to Batutay Elementay School, Brgy. Guppah, Mapun Bangsamoro Autonomous Region in Muslim Mindanao (BARMM) Ministry of Public Works	30,000,000.00
Construction of 2nd Marine Brigade Road, Bongao Bangsamoro Autonomous Region in Muslim Mindanao (BARMM) Ministry of Public Works	28,000,000.00
Construction of Sitio Tahinglaw Road, Brgy. Marang-Marang Poblacion, Languyan Bangsamoro Autonomous Region in Muslim Mindanao (BARMM) Ministry of Public Works	39,200,000.00
Construction of Takut - Takut Road, Brgy. kiniktal, Languyan Bangsamoro Autonomous Region in Muslim Mindanao (BARMM) Ministry of Public Works	28,000,000.00
Concreting of Bintawlan Proper - Sitio Center Pandan Road, Brgy. Bintawlan, South Ubian Bangsamoro Autonomous Region in Muslim Mindanao (BARMM) Ministry of Public Works	28,000,000.00
Concreting of Acces Road to Badjao Village, Brgy. Pag Asa, Bongao Bangsamoro Autonomous Region in Muslim Mindanao (BARMM) Ministry of Public Works	8,750,000.00
Concreting of Access Road to Sanitary Landfill, Luuk Pangdan, Bongao Bangsamoro Autonomous Region in Muslim Mindanao (BARMM) Ministry of Public Works	25,000,000.00
Concreting of Access Road to Luuk Pangdan E/S, Bongao Bangsamoro Autonomous Region in Muslim Mindanao (BARMM) Ministry of Public Works	3,750,000.00
Concreting of Sumangat - Luuk Tulay Road Phase 2, Bongao Bangsamoro Autonomous Region in Muslim Mindanao (BARMM) Ministry of Public Works	25,000,000.00
Concreting of Silubbog Road, Bongao Bangsamoro Autonomous Region in Muslim Mindanao (BARMM) Ministry of Public Works	25,000,000.00
Construction of Saldang (Upper Malum) - Katipunan Segment Road Phase 2, Brgy. Magsaggao, Panglima Sugala	75,000,000.00

**XI. MINISTRY OF PUBLIC WORKS  
INFRASTRUCTURE**

Bangsamoro Autonomous Region in Muslim Mindanao (BARMM) Ministry of Public Works	
Concreting of Tampakan - Total Access Road Phase 2, Simunul Bangsamoro Autonomous Region in Muslim Mindanao (BARMM) Ministry of Public Works	22,500,000.00
Concreting of Look-Sitio Total Road Phase 2, Brgy. Bakong, Simunul Bangsamoro Autonomous Region in Muslim Mindanao (BARMM) Ministry of Public Works	25,000,000.00
Construction of Ungus-Ungus Road, Brgy. Ungus-ungus, Sibutu Bangsamoro Autonomous Region in Muslim Mindanao (BARMM) Ministry of Public Works	14,000,000.00
Construction of Camp Tampahan Road, Brgy. Hj. Taha, Sibutu Bangsamoro Autonomous Region in Muslim Mindanao (BARMM) Ministry of Public Works	5,000,000.00
Construction of Camp Marjuk Road, Brgy. Poblacion, Sibutu Bangsamoro Autonomous Region in Muslim Mindanao (BARMM) Ministry of Public Works	5,000,000.00
Construction of Luuk Siabon - Lato-Lato Road Phase 2, Bongao Bangsamoro Autonomous Region in Muslim Mindanao (BARMM) Ministry of Public Works	29,900,000.00
Construction of Road from National Highway (Lakit-Lakit Section) - Karungdong, Bongao Bangsamoro Autonomous Region in Muslim Mindanao (BARMM) Ministry of Public Works	28,000,000.00
Construction of Water System Level 2, Sitio Lambog, Barangay Parangan, Panglima Sugala Bangsamoro Autonomous Region in Muslim Mindanao (BARMM) Ministry of Public Works	10,000,000.00
Construction of Water System Level 2, Sitio Morgue, Poblacion, Turtle Island Bangsamoro Autonomous Region in Muslim Mindanao (BARMM) Ministry of Public Works	5,000,000.00
Construction of Concrete Elevated Water Tank, Sitio Imam Juaini, Sipangkot, Sitangkai Bangsamoro Autonomous Region in Muslim Mindanao (BARMM) Ministry of Public Works	1,500,000.00
Construction of Concrete Elevated Water Tank, Sitio Housing, North Larap, Sitangkai Bangsamoro Autonomous Region in Muslim Mindanao (BARMM) Ministry of Public Works	1,500,000.00
Construction of Concrete Elevated Water Tank, Larap ES, South Larap, Sitangkai Bangsamoro Autonomous Region in Muslim Mindanao (BARMM) Ministry of Public Works	1,500,000.00
Construction of Water System Level 2, Brgy. Nunuk Likud Sikubong, Sapa-Sapa Bangsamoro Autonomous Region in Muslim Mindanao (BARMM) Ministry of Public Works	10,000,000.00
Construction of Water System Level 2, Sitio Limao-Limao, Turtle Island Bangsamoro Autonomous Region in Muslim Mindanao (BARMM) Ministry of Public Works	5,000,000.00
Construction of Water System Level 2, Mapun Bangsamoro Autonomous Region in Muslim Mindanao (BARMM) Ministry of Public Works	5,000,000.00
Expansion of Tandubas Port Phase 2, Tandubas Bangsamoro Autonomous Region in Muslim Mindanao (BARMM) Ministry of Public Works	25,000,000.00
Construction of Dutag Bud Wharf, Marang-Marang, Languyan Bangsamoro Autonomous Region in Muslim Mindanao (BARMM) Ministry of Public Works	10,000,000.00

**XI. MINISTRY OF PUBLIC WORKS  
INFRASTRUCTURE**

Construction of Shore Protection Phase 3, Bakong-Pagasinan, Simunul Bangsamoro Autonomous Region in Muslim Mindanao (BARMM) Ministry of Public Works	25,000,000.00
Construction of Shore Protection, Brgy. Hj. Taha, Sibutu Bangsamoro Autonomous Region in Muslim Mindanao (BARMM) Ministry of Public Works	5,000,000.00
Construction of Shore Protection, Brgy. Tongsibalo, Sibutu Bangsamoro Autonomous Region in Muslim Mindanao (BARMM) Ministry of Public Works	10,000,000.00
Construction of Shore Protection, Boan, Turtle Island Bangsamoro Autonomous Region in Muslim Mindanao (BARMM) Ministry of Public Works	25,000,000.00
Construction of Shore Protection, Bakungan, Turtle Island Bangsamoro Autonomous Region in Muslim Mindanao (BARMM) Ministry of Public Works	25,000,000.00
Construction of Shore Protection Phase 2, Sitio Pallang, Likud Bakkaw, Turtle Island Bangsamoro Autonomous Region in Muslim Mindanao (BARMM) Ministry of Public Works	25,000,000.00
Construction of Shore Protection Phase 2, Tongsong , Sitangkai Bangsamoro Autonomous Region in Muslim Mindanao (BARMM) Ministry of Public Works	16,500,000.00
Construction of Shore Protection, Brgy. Nunuk , Sapa-Sapa Bangsamoro Autonomous Region in Muslim Mindanao (BARMM) Ministry of Public Works	7,000,000.00
Construction of Slope Protection, Brgy. Look Natoh , Sapa-Sapa Bangsamoro Autonomous Region in Muslim Mindanao (BARMM) Ministry of Public Works	20,000,000.00
Construction of Shore Protection, Brgy. Ballak, Tandubas Bangsamoro Autonomous Region in Muslim Mindanao (BARMM) Ministry of Public Works	7,000,000.00
Construction of Shore Protection, Brgy. Butun, Tandubas Bangsamoro Autonomous Region in Muslim Mindanao (BARMM) Ministry of Public Works	7,000,000.00
Construction of Shore Protection, Brgy. Hj. Mohammad Gaya, Sibutu Bangsamoro Autonomous Region in Muslim Mindanao (BARMM) Ministry of Public Works	5,000,000.00
Improvement of Rock Causeway, Brgy. Panglima Alari, Sitangkai Bangsamoro Autonomous Region in Muslim Mindanao (BARMM) Ministry of Public Works	5,000,000.00
Improvement of Rock Causeway Phase 2, Brgy. Poblacion, Sitangkai Bangsamoro Autonomous Region in Muslim Mindanao (BARMM) Ministry of Public Works	10,000,000.00
Construction of Concrete Footbridge with Pierhead, Pahut, Parangan, Panglima Sugala Bangsamoro Autonomous Region in Muslim Mindanao (BARMM) Ministry of Public Works	20,000,000.00
Construction of Concrete Footbridge, Maruwa, Simunul Bangsamoro Autonomous Region in Muslim Mindanao (BARMM) Ministry of Public Works	10,000,000.00
Construction of Concrete Footbridge Section 2, Tubig Indangan, Simunul Bangsamoro Autonomous Region in Muslim Mindanao (BARMM) Ministry of Public Works	15,000,000.00
Construction of Concrete Footbridge, Sitio Butun, Brgy Nunukan , Sibutu Bangsamoro Autonomous Region in Muslim Mindanao (BARMM) Ministry of Public Works	7,000,000.00

**XI. MINISTRY OF PUBLIC WORKS  
INFRASTRUCTURE**

Construction of Concrete Footbridge, Purok 01, Sheikh Makdum, Sibutu Bangsamoro Autonomous Region in Muslim Mindanao (BARMM) Ministry of Public Works	7,000,000.00
Construction of Concrete Footbridge, Hj. Mohammad Gaya, Sibutu Bangsamoro Autonomous Region in Muslim Mindanao (BARMM) Ministry of Public Works	5,000,000.00
Construction of Concrete Footbridge Section 2, Brgy. Ungus-Ungus, Sibutu Bangsamoro Autonomous Region in Muslim Mindanao (BARMM) Ministry of Public Works	20,000,000.00
Construction of Concrete Footbridge Phase 2, Datu Putih, Sitangkai Bangsamoro Autonomous Region in Muslim Mindanao (BARMM) Ministry of Public Works	10,000,000.00
Construction of Concrete Footbridge, Purok 03, Brgy. Datu Putih, Sitangkai Bangsamoro Autonomous Region in Muslim Mindanao (BARMM) Ministry of Public Works	20,000,000.00
Construction of Concrete Footbridge, Old Brgy. Hall (Section 1 and Section 2), Panglima Alari, Sitangkai Bangsamoro Autonomous Region in Muslim Mindanao (BARMM) Ministry of Public Works	20,000,000.00
Construction of Concrete Footbridge, Panglima Alari (Proposed Hospital), Sitangkai Bangsamoro Autonomous Region in Muslim Mindanao (BARMM) Ministry of Public Works	15,250,000.00
Construction of Concrete Footbridge (Section 1 and section 2), Ungus-Ungus, Sipangkot, Sitangkai Bangsamoro Autonomous Region in Muslim Mindanao (BARMM) Ministry of Public Works	15,000,000.00
Construction of Concrete Footbridge Section 2, Imam Sapie, Sitangkai Bangsamoro Autonomous Region in Muslim Mindanao (BARMM) Ministry of Public Works	7,500,000.00
Construction of Concrete Footbridge, Sitio China Town Bannaran Tonggusong, Sapa-Sapa Bangsamoro Autonomous Region in Muslim Mindanao (BARMM) Ministry of Public Works	12,000,000.00
Construction of Concrete Footbridge, Kakoong, Tandubas Bangsamoro Autonomous Region in Muslim Mindanao (BARMM) Ministry of Public Works	7,500,000.00
Construction of Concrete Footbridge with Pierhead Section 2, Silantop, Tandubas Bangsamoro Autonomous Region in Muslim Mindanao (BARMM) Ministry of Public Works	10,000,000.00
Construction of Concrete Footbridge Section 2, Tapian, Tandubas Bangsamoro Autonomous Region in Muslim Mindanao (BARMM) Ministry of Public Works	7,500,000.00
Construction of Concrete Footbridge, Brgy. Tapian - Sitio Danglog, Tandubas Bangsamoro Autonomous Region in Muslim Mindanao (BARMM) Ministry of Public Works	8,500,000.00
Construction of Concrete Footbridge Section 2, Sitio Sallangan Dikih, Tandubas Bangsamoro Autonomous Region in Muslim Mindanao (BARMM) Ministry of Public Works	10,000,000.00
Construction of Concrete Footbridge Section 2, Jakarta, Languyan Bangsamoro Autonomous Region in Muslim Mindanao (BARMM) Ministry of Public Works	5,000,000.00
Construction of Concrete Footbridge, Basbas Likud, Languyan Bangsamoro Autonomous Region in Muslim Mindanao (BARMM) Ministry of Public Works	5,000,000.00
Construction of Concrete Footbridge, Basbas Proper - Basbas Likud Boundary, Languyan Bangsamoro Autonomous Region in Muslim Mindanao (BARMM)	10,000,000.00

**XI. MINISTRY OF PUBLIC WORKS  
INFRASTRUCTURE**

Ministry of Public Works

Construction of Concrete Footbridge, Sitio Badjao - Sitio Genaid, Languyan Bangsamoro Autonomous Region in Muslim Mindanao (BARMM) Ministry of Public Works	10,000,000.00
Construction of Concrete Footbridge, Sitio Sowang, Tubig Dakula, Languyan Bangsamoro Autonomous Region in Muslim Mindanao (BARMM) Ministry of Public Works	3,500,000.00
Construction of Concrete Footbridge, Sitio Panimusam, Tubig Dakula, Languyan Bangsamoro Autonomous Region in Muslim Mindanao (BARMM) Ministry of Public Works	3,500,000.00
Construction of Concrete Footbridge section 2, Brgy. Tang-ngah, South Ubian Bangsamoro Autonomous Region in Muslim Mindanao (BARMM) Ministry of Public Works	10,000,000.00
Construction of Concrete Footbridge Phase 2, Brgy. Bunay-Bunay, South Ubian Bangsamoro Autonomous Region in Muslim Mindanao (BARMM) Ministry of Public Works	10,000,000.00
Construction of Concrete Footbridge Phase 2, Brgy. Nusa-Nusa , South Ubian Bangsamoro Autonomous Region in Muslim Mindanao (BARMM) Ministry of Public Works	20,000,000.00
Construction of Concrete Footbridge Section 2, Brgy. Bintawlan, South Ubian Bangsamoro Autonomous Region in Muslim Mindanao (BARMM) Ministry of Public Works	3,000,000.00
Construction of Concrete Footbridge, Brgy. Bubuan, South Ubian Bangsamoro Autonomous Region in Muslim Mindanao (BARMM) Ministry of Public Works	10,000,000.00
Construction of Concrete Footbridge, Liyubud, Mapun Bangsamoro Autonomous Region in Muslim Mindanao (BARMM) Ministry of Public Works	15,000,000.00
Construction of Concrete Footbridge, Brgy. Iruk-Iruk, Mapun Bangsamoro Autonomous Region in Muslim Mindanao (BARMM) Ministry of Public Works	18,000,000.00
Construction of Concrete Footbridge, Sowangkagang, Pasiagan, Bongao Bangsamoro Autonomous Region in Muslim Mindanao (BARMM) Ministry of Public Works	10,000,000.00
Construction of Concrete Footbridge, Sitio Kasanyangan Island, Marang-Marang, Languyan Bangsamoro Autonomous Region in Muslim Mindanao (BARMM) Ministry of Public Works	10,000,000.00
Construction of Concrete Footbridge, Lambi-Lambian - Brgy. Laitan, South Ubian Bangsamoro Autonomous Region in Muslim Mindanao (BARMM) Ministry of Public Works	10,000,000.00
Construction of Concrete Footbridge, Brgy. Unas-Unas - Brgy. Nusa, South Ubian Bangsamoro Autonomous Region in Muslim Mindanao (BARMM) Ministry of Public Works	10,000,000.00
Construction of Concrete Footbridge, Brgy. Laud - Brgy. Unas-Unas, South Ubian Bangsamoro Autonomous Region in Muslim Mindanao (BARMM) Ministry of Public Works	10,000,000.00
Construction of Concrete Footbridge, Tukikai - Tindahan, Brgy. Tukikai, South Ubian Bangsamoro Autonomous Region in Muslim Mindanao (BARMM) Ministry of Public Works	10,000,000.00
<b>MAGUINDANAO 1</b>	
Concreting of Poblacion Dalican - Sibuto Road Phase 3, DOS Bangsamoro Autonomous Region in Muslim Mindanao (BARMM) Ministry of Public Works	9,900,000.00



**XI. MINISTRY OF PUBLIC WORKS  
INFRASTRUCTURE**

Construction of Gambar - Katiduan Road Phase 3, Kabuntalan Bangsamoro Autonomous Region in Muslim Mindanao (BARMM) Ministry of Public Works	60,000,000.00
Construction of Kabuntalan-Bulibod-Nalanan-Katamlangan Road Phase 3, Sultan Kudarat Bangsamoro Autonomous Region in Muslim Mindanao (BARMM) Ministry of Public Works	30,000,000.00
Construction of Road from National Highway to Tambo, Brgy. Tambo, Sultan Mastura Bangsamoro Autonomous Region in Muslim Mindanao (BARMM) Ministry of Public Works	27,200,000.00
Concreting of Baguainged Road, Brgy. Bayanga Norte, Matanog Bangsamoro Autonomous Region in Muslim Mindanao (BARMM) Ministry of Public Works	36,000,000.00
Construction of Nabalawag - Minabay Road, Barira Bangsamoro Autonomous Region in Muslim Mindanao (BARMM) Ministry of Public Works	18,000,000.00
Concreting of Road from Sitio Lembak - Tataya Primary School, Barira Bangsamoro Autonomous Region in Muslim Mindanao (BARMM) Ministry of Public Works	36,000,000.00
Concreting of Lipa - Lipawan Road, Barira Bangsamoro Autonomous Region in Muslim Mindanao (BARMM) Ministry of Public Works	36,000,000.00
Construction of Nabalawag - Tugaig Road Phase 2, Barira Bangsamoro Autonomous Region in Muslim Mindanao (BARMM) Ministry of Public Works	36,000,000.00
Concreting of Lipawan-Ruminimbang Road Phase 3, Barira Bangsamoro Autonomous Region in Muslim Mindanao (BARMM) Ministry of Public Works	38,000,000.00
Concreting of Ruminimbang - Korosoyan Road, Barira Bangsamoro Autonomous Region in Muslim Mindanao (BARMM) Ministry of Public Works	36,000,000.00
Construction of Kararao-Magatoring Road, Barira Bangsamoro Autonomous Region in Muslim Mindanao (BARMM) Ministry of Public Works	18,000,000.00
Concreting of Kulimpang - Dimagalen Road Phase 2, Buldon Bangsamoro Autonomous Region in Muslim Mindanao (BARMM) Ministry of Public Works	23,400,000.00
Construction of Kulimpang - Pantawan Road Phase 2, Buldon Bangsamoro Autonomous Region in Muslim Mindanao (BARMM) Ministry of Public Works	14,400,000.00
Construction of Road from Kulimpang - Piers - Karim - Binaan Falls Phase 3, Buldon Bangsamoro Autonomous Region in Muslim Mindanao (BARMM) Ministry of Public Works	8,500,000.00
Construction of Sitio Serten - Sitio Penulen Road, DOS Bangsamoro Autonomous Region in Muslim Mindanao (BARMM) Ministry of Public Works	30,400,000.00
Construction of Gayonga - Sabaken Road Phase 3, Northern Kabuntalan Bangsamoro Autonomous Region in Muslim Mindanao (BARMM) Ministry of Public Works	51,400,000.00
Concreting of Labio - Gayonga Road Phase 3, Northern Kabuntalan Bangsamoro Autonomous Region in Muslim Mindanao (BARMM) Ministry of Public Works	17,100,000.00
Concreting of Campo Islam (Mamaanon) Road Phase 2, Parang Bangsamoro Autonomous Region in Muslim Mindanao (BARMM) Ministry of Public Works	10,500,000.00

**XI. MINISTRY OF PUBLIC WORKS  
INFRASTRUCTURE**

Construction of Making - Sitio Nabunturan Road, Parang Bangsamoro Autonomous Region in Muslim Mindanao (BARMM) Ministry of Public Works	32,000,000.00
Construction of Gumagadong Calawag (Purok Lansones) Road, Parang Bangsamoro Autonomous Region in Muslim Mindanao (BARMM) Ministry of Public Works	24,000,000.00
Concreting of Ungap-Dalomangcob Road Phase 2, Sultan Kudarat Bangsamoro Autonomous Region in Muslim Mindanao (BARMM) Ministry of Public Works	10,500,000.00
Concreting of Ladia-Pinaring Road Phase 2, Sultan Kudarat Bangsamoro Autonomous Region in Muslim Mindanao (BARMM) Ministry of Public Works	15,000,000.00
Concreting of Limbo - Sitio Torres Road, Sultan Kudarat Bangsamoro Autonomous Region in Muslim Mindanao (BARMM) Ministry of Public Works	27,510,000.00
Concreting of Ladia - Dalomangcob Road Phase 2, Sultan Kudarat Bangsamoro Autonomous Region in Muslim Mindanao (BARMM) Ministry of Public Works	15,000,000.00
Concreting of Sitio Baguer Road Phase 2, Sultan Mastura Bangsamoro Autonomous Region in Muslim Mindanao (BARMM) Ministry of Public Works	3,640,000.00
Construction of Sitio Abaga Road, Brgy. Namuken, Sultan Mastura Bangsamoro Autonomous Region in Muslim Mindanao (BARMM) Ministry of Public Works	12,600,000.00
Construction of Road from Crossing Highway to Purok Maunlarin, Upi Bangsamoro Autonomous Region in Muslim Mindanao (BARMM) Ministry of Public Works	27,000,000.00
Construction of Brgy. Bantek - Brgy. Renti Road, Upi Bangsamoro Autonomous Region in Muslim Mindanao (BARMM) Ministry of Public Works	20,000,000.00
Construction of Road from Kabakaba - Happy Valley, Upi Bangsamoro Autonomous Region in Muslim Mindanao (BARMM) Ministry of Public Works	18,000,000.00
Construction of Kiga - Nabantog Road Phase 2, Upi Bangsamoro Autonomous Region in Muslim Mindanao (BARMM) Ministry of Public Works	33,120,000.00
Concreting of Rempis - Sitio Nabantog Road, Upi Bangsamoro Autonomous Region in Muslim Mindanao (BARMM) Ministry of Public Works	10,350,000.00
Construction of Tambak Road, Brgy. Bugasan Sur, Matanog Bangsamoro Autonomous Region in Muslim Mindanao (BARMM) Ministry of Public Works	18,000,000.00
Construction of Pangtoon - Disamberen Road, Matanog Bangsamoro Autonomous Region in Muslim Mindanao (BARMM) Ministry of Public Works	27,000,000.00
Concreting of Matanog - Pindulunan Road Phase 4 (Gap Section) , Matanog Bangsamoro Autonomous Region in Muslim Mindanao (BARMM) Ministry of Public Works	5,000,000.00
Construction of Langkong - Sitio Mapantao Road, Matanog Bangsamoro Autonomous Region in Muslim Mindanao (BARMM) Ministry of Public Works	27,000,000.00
Construction of Pindulunan - Nituan Road, Matanog Bangsamoro Autonomous Region in Muslim Mindanao (BARMM)	18,000,000.00

**XI. MINISTRY OF PUBLIC WORKS  
INFRASTRUCTURE**

Ministry of Public Works

Construction of Tangkal Road, Brgy. Central Langkong, Matanog Bangsamoro Autonomous Region in Muslim Mindanao (BARMM) Ministry of Public Works	18,000,000.00
Construction of Marantao - Benikal Road Phase 3 , Matanog Bangsamoro Autonomous Region in Muslim Mindanao (BARMM) Ministry of Public Works	18,000,000.00
Construction of Edcor - Lomabek Road, Buldon Bangsamoro Autonomous Region in Muslim Mindanao (BARMM) Ministry of Public Works	15,300,000.00
Construction of Labungan - Sitio Ulango Road Phase 2, DOS Bangsamoro Autonomous Region in Muslim Mindanao (BARMM) Ministry of Public Works	36,000,000.00
Concreting of MSU Maguindanao Campus Road, Brgy. Dalican, DOS Bangsamoro Autonomous Region in Muslim Mindanao (BARMM) Ministry of Public Works	27,000,000.00
Concreting of Indatuan - Sitio Talinge Road, Northern Kabuntalan Bangsamoro Autonomous Region in Muslim Mindanao (BARMM) Ministry of Public Works	16,200,000.00
Construction of Tucamaror (Bongo Island) Road, Parang Bangsamoro Autonomous Region in Muslim Mindanao (BARMM) Ministry of Public Works	66,000,000.00
Concreting of Sarmiento - Purok Maligaya Road, Parang Bangsamoro Autonomous Region in Muslim Mindanao (BARMM) Ministry of Public Works	8,400,000.00
Construction of Ungap-Raguisi Road Phase 2, Sultan Kudarat Bangsamoro Autonomous Region in Muslim Mindanao (BARMM) Ministry of Public Works	12,000,000.00
Construction of Katidtuan-Maidapa-Pinaring Road, Sultan Kudarat Bangsamoro Autonomous Region in Muslim Mindanao (BARMM) Ministry of Public Works	20,000,000.00
Construction of Tawigen - Simuay Seashore Road Phase 2, Sultan Mastura Bangsamoro Autonomous Region in Muslim Mindanao (BARMM) Ministry of Public Works	18,000,000.00
Concreting of Sitio Guiati (Sunga-Datu Blay Panda) Road, Sultan Mastura Bangsamoro Autonomous Region in Muslim Mindanao (BARMM) Ministry of Public Works	17,600,000.00
Construction of Brgy. Kinitaan Road, Upi Bangsamoro Autonomous Region in Muslim Mindanao (BARMM) Ministry of Public Works	18,000,000.00
Construction of Purok Mabuhay - Purok Bagong Silang Road, Upi Bangsamoro Autonomous Region in Muslim Mindanao (BARMM) Ministry of Public Works	18,000,000.00
Construction of Brgy. Nalkan - Sitio Bandera Road, DBS Bangsamoro Autonomous Region in Muslim Mindanao (BARMM) Ministry of Public Works	20,000,000.00
Construction of Brgy. Kinimi Road Phase 2, DBS Bangsamoro Autonomous Region in Muslim Mindanao (BARMM) Ministry of Public Works	20,000,000.00
Construction of Centro to Brao Road, DBS Bangsamoro Autonomous Region in Muslim Mindanao (BARMM) Ministry of Public Works	27,000,000.00
Construction of Penansaran-Nimaan Road Phase 2, DBS	32,000,000.00

**XI. MINISTRY OF PUBLIC WORKS  
INFRASTRUCTURE**

Bangsamoro Autonomous Region in Muslim Mindanao (BARMM) Ministry of Public Works	
Construction of Miramar - Poblacion Road Phase 2, Parang Bangsamoro Autonomous Region in Muslim Mindanao (BARMM) Ministry of Public Works	4,480,000.00
Construction of Nuyo - Mizadawag Road Phase 2, Buldon Bangsamoro Autonomous Region in Muslim Mindanao (BARMM) Ministry of Public Works	25,500,000.00
Construction of Road from National Highway - Pisite - Sitio Irang, Sultan Kudarat Bangsamoro Autonomous Region in Muslim Mindanao (BARMM) Ministry of Public Works	24,000,000.00
Construction of Salimbao - Ungap Road, Sultan Kudarat Bangsamoro Autonomous Region in Muslim Mindanao (BARMM) Ministry of Public Works	6,000,000.00
Construction of Simuay Seashore Road Phase 2, Sultan Mastura Bangsamoro Autonomous Region in Muslim Mindanao (BARMM) Ministry of Public Works	20,000,000.00
Construction of Sitio Star Apple Road, Brgy. Macabiso, Sultan Mastura Bangsamoro Autonomous Region in Muslim Mindanao (BARMM) Ministry of Public Works	20,800,000.00
Construction of Solon - Sambolawan Road, Brgy. Solon, Sultan Mastura Bangsamoro Autonomous Region in Muslim Mindanao (BARMM) Ministry of Public Works	10,000,000.00
Construction of Sitio Lawi-Lawi to Pinantao Road, Brgy. Pinantao, Parang Bangsamoro Autonomous Region in Muslim Mindanao (BARMM) Ministry of Public Works	25,600,000.00
Construction of Sitio Kibuan to Sitio Malbog Road, Brgy. Bugasan Sur, Matanog Bangsamoro Autonomous Region in Muslim Mindanao (BARMM) Ministry of Public Works	18,000,000.00
Construction of Brgy. Kuden - Brgy. Poblacion Road, Talitay Bangsamoro Autonomous Region in Muslim Mindanao (BARMM) Ministry of Public Works	31,800,000.00
Concreting of Sitio Sabuka Road, Brgy. Pageda, Talitay Bangsamoro Autonomous Region in Muslim Mindanao (BARMM) Ministry of Public Works	6,800,000.00
Construction of Kuden-Kiladap Road (Tandingan), Talitay Bangsamoro Autonomous Region in Muslim Mindanao (BARMM) Ministry of Public Works	16,200,000.00
Construction of Sitio Lalaog Road, Brgy. Kiladap, Talitay Bangsamoro Autonomous Region in Muslim Mindanao (BARMM) Ministry of Public Works	13,320,000.00
Construction of Sitio Sabuka - Sitio Mabang Road, Brgy. Pageda, Talitay Bangsamoro Autonomous Region in Muslim Mindanao (BARMM) Ministry of Public Works	7,200,000.00
Construction of Gadungan - Manggay Road Phase 3, Talitay Bangsamoro Autonomous Region in Muslim Mindanao (BARMM) Ministry of Public Works	9,550,000.00
Construction of Water System Level 2, Sitio Sumiabang, Brgy. Liong, Barira Bangsamoro Autonomous Region in Muslim Mindanao (BARMM) Ministry of Public Works	5,000,000.00
Construction of Water System Level 2, Sitio Garigayan, Mataya, Buldon Bangsamoro Autonomous Region in Muslim Mindanao (BARMM) Ministry of Public Works	5,000,000.00

**XI. MINISTRY OF PUBLIC WORKS  
INFRASTRUCTURE**

Construction of Municipal Seaport, Sitio Kaguko, Brgy. Matuber, DBS Bangsamoro Autonomous Region in Muslim Mindanao (BARMM) Ministry of Public Works	5,000,000.00
Construction of Pantawan Bridge with slope protection, Buldon Bangsamoro Autonomous Region in Muslim Mindanao (BARMM) Ministry of Public Works	72,000,000.00
Construction of Riverbank Protection, Pura Creek Station, DBS Bangsamoro Autonomous Region in Muslim Mindanao (BARMM) Ministry of Public Works	20,000,000.00
Construction of Riverbank Protection, Brgy. Poblacion, Kabuntalan Bangsamoro Autonomous Region in Muslim Mindanao (BARMM) Ministry of Public Works	30,000,000.00
Construction of Riverbank Protection, Brgy. Ganta, Kabuntalan Bangsamoro Autonomous Region in Muslim Mindanao (BARMM) Ministry of Public Works	30,000,000.00
Construction of Riverbank Protection, Brgy. Bagumbayan, Kabuntalan Bangsamoro Autonomous Region in Muslim Mindanao (BARMM) Ministry of Public Works	30,000,000.00
Construction of Riverbank Protection, Brgy. Libungan, Northern Kabuntalan Bangsamoro Autonomous Region in Muslim Mindanao (BARMM) Ministry of Public Works	30,000,000.00
Construction of Nuro Creek Bank Protection, Upi Bangsamoro Autonomous Region in Muslim Mindanao (BARMM) Ministry of Public Works	20,000,000.00
Construction of Concrete Line Canal, Poblacion 2 (Pacoma), Parang Bangsamoro Autonomous Region in Muslim Mindanao (BARMM) Ministry of Public Works	2,250,000.00
Construction of Riverbank Protection, Brgy. Pedtad, Kabuntalan Bangsamoro Autonomous Region in Muslim Mindanao (BARMM) Ministry of Public Works	30,000,000.00
Construction of Drainage System, Simuay - Darapanan, Sultan Kudarat Bangsamoro Autonomous Region in Muslim Mindanao (BARMM) Ministry of Public Works	10,000,000.00
Construction of Slope Protection, Simuay - Darapanan, Sultan Kudarat Bangsamoro Autonomous Region in Muslim Mindanao (BARMM) Ministry of Public Works	10,000,000.00
Construction of Concrete Footbridge, Sitio Likon, Brgy Tubuan, DBS Bangsamoro Autonomous Region in Muslim Mindanao (BARMM) Ministry of Public Works	5,000,000.00
Construction of Boat Landing Phase 2, Tuka Maror, Bongo Island, Parang Bangsamoro Autonomous Region in Muslim Mindanao (BARMM) Ministry of Public Works	5,000,000.00
<b>MAGUINDANAO 2</b>	
Construction of Tomicor Road, Ampatuan Bangsamoro Autonomous Region in Muslim Mindanao (BARMM) Ministry of Public Works	40,000,000.00
Concreting of Zapakan - Dapantis (Zapakan Section) Provincial Road (Gap Section), Rajah Buayan Bangsamoro Autonomous Region in Muslim Mindanao (BARMM) Ministry of Public Works	6,650,000.00
Construction of Talayan - South Upi Road Phase 4, Talayan Bangsamoro Autonomous Region in Muslim Mindanao (BARMM) Ministry of Public Works	40,000,000.00
Concreting of Shariff Aguak - Hoffer Road , Shariff Aguak Bangsamoro Autonomous Region in Muslim Mindanao (BARMM)	28,500,000.00

**XI. MINISTRY OF PUBLIC WORKS  
INFRASTRUCTURE**

Ministry of Public Works

Concreting of Kauran - Sitio Rizal Road Phase 2, Ampatuan Bangsamoro Autonomous Region in Muslim Mindanao (BARMM) Ministry of Public Works	28,500,000.00
Concreting of Brgy. Banaba - Brgy. Sugadol Road, DAS Bangsamoro Autonomous Region in Muslim Mindanao (BARMM) Ministry of Public Works	19,000,000.00
Construction of Brgy. Sambolawan - Brgy. Andavit Road Phase 3, Datu Salibo Bangsamoro Autonomous Region in Muslim Mindanao (BARMM) Ministry of Public Works	29,000,000.00
Concreting of Brgy. Limpongo - Sayap Road Phase 2, Datu Hoffer Bangsamoro Autonomous Region in Muslim Mindanao (BARMM) Ministry of Public Works	28,500,000.00
Concreting of Brgy. Katibpuan - Brgy. Linamunan Road Phase 3 , Talayan Bangsamoro Autonomous Region in Muslim Mindanao (BARMM) Ministry of Public Works	19,000,000.00
Construction of Meta - Iganagampong - Maitumaig Road Phase 2, Datu Unsay Bangsamoro Autonomous Region in Muslim Mindanao (BARMM) Ministry of Public Works	40,000,000.00
Construction of Antilino Village Road, Buluan Bangsamoro Autonomous Region in Muslim Mindanao (BARMM) Ministry of Public Works	18,000,000.00
Concreting of Road from Brgy. Madanding - Madanding Bridge, DAS Bangsamoro Autonomous Region in Muslim Mindanao (BARMM) Ministry of Public Works	25,500,000.00
Construction of Sitio Biate Road, Brgy. Talisawa, DAS Bangsamoro Autonomous Region in Muslim Mindanao (BARMM) Ministry of Public Works	18,000,000.00
Concreting of Pidsimbulan Road, DAS Bangsamoro Autonomous Region in Muslim Mindanao (BARMM) Ministry of Public Works	17,000,000.00
Construction of Sitio Tamlang - Tulunan Road, Brgy. Adaon, DAM Bangsamoro Autonomous Region in Muslim Mindanao (BARMM) Ministry of Public Works	36,000,000.00
Construction of Sitio Maliga - Sitio Palanguak Road, Brgy. Mapayag, DAM Bangsamoro Autonomous Region in Muslim Mindanao (BARMM) Ministry of Public Works	25,200,000.00
Concreting of Brgy. Labu-Labu-1 Main Road, Datu Hoffer Bangsamoro Autonomous Region in Muslim Mindanao (BARMM) Ministry of Public Works	25,500,000.00
Construction of Brgy. Talibadok - Kubentog Road, Datu Hoffer Bangsamoro Autonomous Region in Muslim Mindanao (BARMM) Ministry of Public Works	27,000,000.00
Construction of Brgy. Butilen - Sitio Dagading Road, Datu Salibo Bangsamoro Autonomous Region in Muslim Mindanao (BARMM) Ministry of Public Works	20,000,000.00
Concreting of Tantawan Road, Datu Hoffer Bangsamoro Autonomous Region in Muslim Mindanao (BARMM) Ministry of Public Works	14,450,000.00
Construction of Sitio Proper- Sitio Katitisan Road, Datu Montawal Bangsamoro Autonomous Region in Muslim Mindanao (BARMM) Ministry of Public Works	25,200,000.00

**XI. MINISTRY OF PUBLIC WORKS  
INFRASTRUCTURE**

Concreting of Brgy. Madidis- Sepaka Road Phase 3 , Datu Paglas Bangsamoro Autonomous Region in Muslim Mindanao (BARMM) Ministry of Public Works	25,500,000.00
Concreting of Brgy. Alip - Malala Road Phase 3, Datu Paglas Bangsamoro Autonomous Region in Muslim Mindanao (BARMM) Ministry of Public Works	17,000,000.00
Concreting of Napok - Brgy. Manindolo Road Phase 3, Datu Paglas Bangsamoro Autonomous Region in Muslim Mindanao (BARMM) Ministry of Public Works	17,000,000.00
Construction of Lusay-Panungulan Road, Mamasapano Bangsamoro Autonomous Region in Muslim Mindanao (BARMM) Ministry of Public Works	6,120,000.00
Concreting of Brgy. Damalusay-Malala Road Phase 3, Datu Paglas Bangsamoro Autonomous Region in Muslim Mindanao (BARMM) Ministry of Public Works	11,220,000.00
Concreting of Damalusay - Brgy. Sepaka Road , Datu Paglas Bangsamoro Autonomous Region in Muslim Mindanao (BARMM) Ministry of Public Works	20,400,000.00
Widening of Datu Piang Avenue, Datu Piang Bangsamoro Autonomous Region in Muslim Mindanao (BARMM) Ministry of Public Works	8,500,000.00
Construction of Sitio Liong - Sitio Bentad Road, Brgy. Montay, Datu Piang Bangsamoro Autonomous Region in Muslim Mindanao (BARMM) Ministry of Public Works	18,000,000.00
Reconstruction of Brgy. Poblacion - Brgy. Damabalas Road, Datu Piang Bangsamoro Autonomous Region in Muslim Mindanao (BARMM) Ministry of Public Works	10,800,000.00
Construction of Kitango Public Market Circumferential Road , Datu Saudi Bangsamoro Autonomous Region in Muslim Mindanao (BARMM) Ministry of Public Works	18,000,000.00
Construction of Sitio Kalot Road Phase 2 , Datu Saudi Bangsamoro Autonomous Region in Muslim Mindanao (BARMM) Ministry of Public Works	25,200,000.00
Concreting of Municipal Village Road 2, Brgy. Salibu, Datu Saudi Bangsamoro Autonomous Region in Muslim Mindanao (BARMM) Ministry of Public Works	6,800,000.00
Construction of Road from National Highway, Brgy. Salbu - Sitio Bulatukan, Brgy. Kitapok, Datu Saudi Bangsamoro Autonomous Region in Muslim Mindanao (BARMM) Ministry of Public Works	18,000,000.00
Concreting of Brgy. Meta - Brgy. Talibadok Road, Datu Unsay Bangsamoro Autonomous Region in Muslim Mindanao (BARMM) Ministry of Public Works	30,600,000.00
Concreting of Road from National Highway- Hill 150, Datu Unsay Bangsamoro Autonomous Region in Muslim Mindanao (BARMM) Ministry of Public Works	17,000,000.00
Concreting of Sitio Bente Cuatro Road, Brgy. Meta, Datu Unsay Bangsamoro Autonomous Region in Muslim Mindanao (BARMM) Ministry of Public Works	11,900,000.00
Reconstruction of Brgy. Badak - Brgy. Bulod Road, GSKP Bangsamoro Autonomous Region in Muslim Mindanao (BARMM) Ministry of Public Works	21,600,000.00
Construction of Proper Lambayao - Sitio Matidtib Road, Brgy. Lambayao, Guindulungan Bangsamoro Autonomous Region in Muslim Mindanao (BARMM) Ministry of Public Works	36,000,000.00

**XI. MINISTRY OF PUBLIC WORKS  
INFRASTRUCTURE**

Concreting of Muslim Road Phase 2, Brgy. Muslim, Guindulungan Bangsamoro Autonomous Region in Muslim Mindanao (BARMM) Ministry of Public Works	17,000,000.00
Construction of Pidsandawan-Lusay Road, Brgy. Pidsandawan, Mamasapano Bangsamoro Autonomous Region in Muslim Mindanao (BARMM) Ministry of Public Works	16,200,000.00
Construction of Brgy. Kalian Proper - Kalian View Deck Road , Mangudadatu Bangsamoro Autonomous Region in Muslim Mindanao (BARMM) Ministry of Public Works	18,000,000.00
Concreting of Brgy. Poblacion So. African - Boundary Estrella Road, Mangudadatu Bangsamoro Autonomous Region in Muslim Mindanao (BARMM) Ministry of Public Works	16,150,000.00
Construction of Sitio Bulig, Brgy. Daladagan - Sentro Daladagan Road Phase 2, Mangudadatu Bangsamoro Autonomous Region in Muslim Mindanao (BARMM) Ministry of Public Works	36,000,000.00
Concreting of Kilangan Road, Brgy. Kilangan, Pagalungan Bangsamoro Autonomous Region in Muslim Mindanao (BARMM) Ministry of Public Works	51,000,000.00
Construction of Poblacion - Galakit Road Phase 3, Pagalungan Bangsamoro Autonomous Region in Muslim Mindanao (BARMM) Ministry of Public Works	28,800,000.00
Construction of Cagayan Street, Brgy. Poblacion , Paglat Bangsamoro Autonomous Region in Muslim Mindanao (BARMM) Ministry of Public Works	8,100,000.00
Concreting of Baghdad Street Phase 2, Brgy. Poblacion, Paglat Bangsamoro Autonomous Region in Muslim Mindanao (BARMM) Ministry of Public Works	3,570,000.00
Concreting of Emirates Street, Brgy. Upper Idteg, Paglat Bangsamoro Autonomous Region in Muslim Mindanao (BARMM) Ministry of Public Works	10,710,000.00
Concreting of Cairo Street Phase 2, Brgy. Upper Idteg, Paglat Bangsamoro Autonomous Region in Muslim Mindanao (BARMM) Ministry of Public Works	13,260,000.00
Construction of Hongkong Street, Brgy. Kakal, Paglat Bangsamoro Autonomous Region in Muslim Mindanao (BARMM) Ministry of Public Works	30,960,000.00
Concreting of Cosovo Street, Brgy. Kakal, Paglat Bangsamoro Autonomous Region in Muslim Mindanao (BARMM) Ministry of Public Works	9,350,000.00
Concreting of Tunisia Street, Brgy. Campo, Paglat Bangsamoro Autonomous Region in Muslim Mindanao (BARMM) Ministry of Public Works	5,015,000.00
Construction of Kabuling Proper Road Phase 2 , Pandag Bangsamoro Autonomous Region in Muslim Mindanao (BARMM) Ministry of Public Works	18,000,000.00
Construction of Pidsandawan- Tabungao Road , Rajah Buayan Bangsamoro Autonomous Region in Muslim Mindanao (BARMM) Ministry of Public Works	44,000,000.00
Concreting of Dapantis Road 4 , Rajah Buayan Bangsamoro Autonomous Region in Muslim Mindanao (BARMM) Ministry of Public Works	10,000,000.00
Concreting of Brgy Bagong - Brgy Kuloy Road, Shariff Aguak Bangsamoro Autonomous Region in Muslim Mindanao (BARMM)	20,400,000.00



**XI. MINISTRY OF PUBLIC WORKS  
INFRASTRUCTURE**

Ministry of Public Works

Construction of Sitio Ketep - Tabadia Road, Brgy. Poblacion 2, Shariff Aguak Bangsamoro Autonomous Region in Muslim Mindanao (BARMM) Ministry of Public Works	22,500,000.00
Concreting of Lapok- Bialong Road, Brgy. Labu-Labu, Shariff Aguak Bangsamoro Autonomous Region in Muslim Mindanao (BARMM) Ministry of Public Works	40,800,000.00
Construction of Sitio Guiaman Road, Brgy. Pagatin 2, Shariff Saydona Mustapha Bangsamoro Autonomous Region in Muslim Mindanao (BARMM) Ministry of Public Works	23,400,000.00
Concreting of Romangaob – San Jose Road (Pilar Section) , South Upi Bangsamoro Autonomous Region in Muslim Mindanao (BARMM) Ministry of Public Works	45,500,000.00
Construction of Sitio Binaton - Kulayan Road (Via Telco Tower) , South Upi Bangsamoro Autonomous Region in Muslim Mindanao (BARMM) Ministry of Public Works	18,000,000.00
Concreting of Brgy. Timanan - Kulati - Bakel Road, South Upi Bangsamoro Autonomous Region in Muslim Mindanao (BARMM) Ministry of Public Works	34,000,000.00
Concreting of Brgy. Barurao - Brgy. Paldong Road Phase 2, Sultan sa Barongis Bangsamoro Autonomous Region in Muslim Mindanao (BARMM) Ministry of Public Works	25,500,000.00
Concreting of Brgy. Tugal Road Phase 2, Sultan sa Barongis Bangsamoro Autonomous Region in Muslim Mindanao (BARMM) Ministry of Public Works	25,500,000.00
Concreting of Brgy. Caridad - Brgy. Tukanakuden Road, Sultan sa Barongis Bangsamoro Autonomous Region in Muslim Mindanao (BARMM) Ministry of Public Works	25,500,000.00
Construction of Kulambog Road, Brgy. Kulambog, Sultan sa Barongis Bangsamoro Autonomous Region in Muslim Mindanao (BARMM) Ministry of Public Works	18,000,000.00
Construction of Barurao – Gadungan – Papakan - Bulod Road Phase 2, Sultan sa Barongis Bangsamoro Autonomous Region in Muslim Mindanao (BARMM) Ministry of Public Works	18,000,000.00
Concreting of Brgy. Poblacion -Timbaluan Road Phase 2, Talayan Bangsamoro Autonomous Region in Muslim Mindanao (BARMM) Ministry of Public Works	8,500,000.00
Construction of Brgy. Marader - Junction Road, Talayan Bangsamoro Autonomous Region in Muslim Mindanao (BARMM) Ministry of Public Works	18,000,000.00
Construction of Sitio Paco - Sitio Masukat Road, DAM Bangsamoro Autonomous Region in Muslim Mindanao (BARMM) Ministry of Public Works	18,000,000.00
Construction of Tunggol- Talapas- Bulod Road Phase 4, Datu Montawal Bangsamoro Autonomous Region in Muslim Mindanao (BARMM) Ministry of Public Works	18,000,000.00
Construction of Lower Salbu - Sitio Tatapan Road, Brgy Salbu, Datu Saudi Bangsamoro Autonomous Region in Muslim Mindanao (BARMM) Ministry of Public Works	9,000,000.00
Construction of Lower Salbu - Sitio Man-ol Road, Datu Saudi Bangsamoro Autonomous Region in Muslim Mindanao (BARMM) Ministry of Public Works	9,000,000.00
Concreting of Madina Street, Paglat	11,900,000.00

**XI. MINISTRY OF PUBLIC WORKS  
INFRASTRUCTURE**

Bangsamoro Autonomous Region in Muslim Mindanao (BARMM) Ministry of Public Works	
Concreting of Bakat - Pidsandawan Road Phase 2, Rajah Buayan Bangsamoro Autonomous Region in Muslim Mindanao (BARMM) Ministry of Public Works	34,000,000.00
Construction of Nunok Road (Sitio Refra To Refra Primary School), South Upi Bangsamoro Autonomous Region in Muslim Mindanao (BARMM) Ministry of Public Works	18,000,000.00
Concreting of Matagabong Road Phase 3 (with exception), Ampatuan Bangsamoro Autonomous Region in Muslim Mindanao (BARMM) Ministry of Public Works	10,000,000.00
Construction of SPDA - Popol road, Buluan Bangsamoro Autonomous Region in Muslim Mindanao (BARMM) Ministry of Public Works	13,500,000.00
Concreting of Road from Sentro Daladagan - National Highway, Mangudadatu Bangsamoro Autonomous Region in Muslim Mindanao (BARMM) Ministry of Public Works	34,000,000.00
Construction of Dasawao Road Phase 2, Shariff Saydona Mustapha Bangsamoro Autonomous Region in Muslim Mindanao (BARMM) Ministry of Public Works	54,000,000.00
Construction of Linantangan - Tina Road Phase 2, Shariff Saydona Mustapha Bangsamoro Autonomous Region in Muslim Mindanao (BARMM) Ministry of Public Works	18,000,000.00
Construction of Water System Level 2, Brgy. Montay, Datu Piang Bangsamoro Autonomous Region in Muslim Mindanao (BARMM) Ministry of Public Works	5,000,000.00
Construction of Concrete Bridge, GSKP - Tulunan, GSKP Bangsamoro Autonomous Region in Muslim Mindanao (BARMM) Ministry of Public Works	40,000,000.00
Construction of Pidsandawan Bridge, Mamasapano Bangsamoro Autonomous Region in Muslim Mindanao (BARMM) Ministry of Public Works	20,000,000.00
Construction of Flood Control, Poblacion, Buluan Bangsamoro Autonomous Region in Muslim Mindanao (BARMM) Ministry of Public Works	40,000,000.00
Construction of Double Barrel Box Culvert, Brgy. Damalacak, Pagalungan Bangsamoro Autonomous Region in Muslim Mindanao (BARMM) Ministry of Public Works	5,000,000.00
Construction of Revetment, Brgy. Montay, Datu Piang Bangsamoro Autonomous Region in Muslim Mindanao (BARMM) Ministry of Public Works	35,000,000.00
Construction of Flood Control Phase 3 (along Dansalan River), Reina Regente Section, Datu Piang Bangsamoro Autonomous Region in Muslim Mindanao (BARMM) Ministry of Public Works	45,000,000.00
Construction of Drainage Canal, Datu Mentang Samama Street, Datu Piang Bangsamoro Autonomous Region in Muslim Mindanao (BARMM) Ministry of Public Works	10,000,000.00
Construction of Flood Control (Lepak - Pandag), Pandag Bangsamoro Autonomous Region in Muslim Mindanao (BARMM) Ministry of Public Works	28,000,000.00
Construction of Market Site Drainage Canal System, Talayan Bangsamoro Autonomous Region in Muslim Mindanao (BARMM) Ministry of Public Works	10,000,000.00

**XI. MINISTRY OF PUBLIC WORKS  
INFRASTRUCTURE**

Construction of Flood Control, Brgy. Badak, GSKP Bangsamoro Autonomous Region in Muslim Mindanao (BARMM) Ministry of Public Works	35,000,000.00
Construction Of Flood Control, Brgy. Lower Dlag, Pandag Bangsamoro Autonomous Region in Muslim Mindanao (BARMM) Ministry of Public Works	40,000,000.00
Construction of Riverbank Protection Phase 3 (along Muti-Ahan Road), Brgy. Tambunan II, Guindulungan Bangsamoro Autonomous Region in Muslim Mindanao (BARMM) Ministry of Public Works	60,300,000.00
Construction of Protection Dike, Brgy. Talapas , Datu Montawal Bangsamoro Autonomous Region in Muslim Mindanao (BARMM) Ministry of Public Works	50,000,000.00
Construction of Double Barrel Box Culvert, Brgy. Talisawa - Bisang , DAS Bangsamoro Autonomous Region in Muslim Mindanao (BARMM) Ministry of Public Works	10,000,000.00
Construction of Daycare, Brgy.Liong, Datu Salibo Bangsamoro Autonomous Region in Muslim Mindanao (BARMM) Ministry of Public Works	1,600,000.00
Construction of Covered Court, Brgy. Pagatin, Datu Salibo Bangsamoro Autonomous Region in Muslim Mindanao (BARMM) Ministry of Public Works	3,700,000.00
Construction of Covered Court, Brgy.Pandi, Datu Salibo Bangsamoro Autonomous Region in Muslim Mindanao (BARMM) Ministry of Public Works	3,700,000.00
Construction Of Daycare, Brgy. Lower Buayan, Datu Salibo Bangsamoro Autonomous Region in Muslim Mindanao (BARMM) Ministry of Public Works	1,600,000.00
Construction Of Fish Landing, Brgy. Sambulawan, Datu Salibo Bangsamoro Autonomous Region in Muslim Mindanao (BARMM) Ministry of Public Works	3,000,000.00
<b>LANAO DEL SUR 1</b>	
Concreting of Ranao Ibaning - Mansilano Road Phase 3 , Amai Manabilang Bangsamoro Autonomous Region in Muslim Mindanao (BARMM) Ministry of Public Works	30,000,000.00
Construction of Sapot - Gata Lakeshore Road, Buadipuso Buntong Bangsamoro Autonomous Region in Muslim Mindanao (BARMM) Ministry of Public Works	30,000,000.00
Construction of Brgy. Rogero, Bubong - Brgy. Little Marawi Road, Tagoloan II with spillway, Bubong Bangsamoro Autonomous Region in Muslim Mindanao (BARMM) Ministry of Public Works	35,000,000.00
Construction of Bacayawan Bypass Road Phase 2, Marantao Bangsamoro Autonomous Region in Muslim Mindanao (BARMM) Ministry of Public Works	30,000,000.00
Construction of Minanga (Mulondo) - Taraka Lakeshore Road Phase 2, Mulondo Bangsamoro Autonomous Region in Muslim Mindanao (BARMM) Ministry of Public Works	30,000,000.00
Concreting and Upgrading of Piagapo - Pantao Ragat Road (Bualan Section) , Piagapo Bangsamoro Autonomous Region in Muslim Mindanao (BARMM) Ministry of Public Works	30,000,000.00
Concreting of Piagapo Provincial Road (Udalo Section), Piagapo Bangsamoro Autonomous Region in Muslim Mindanao (BARMM) Ministry of Public Works	13,000,000.00
Concreting of Piagapo Provincial Road (Diversion Ilian Section), Piagapo Bangsamoro Autonomous Region in Muslim Mindanao (BARMM)	18,000,000.00

**XI. MINISTRY OF PUBLIC WORKS  
INFRASTRUCTURE**

Ministry of Public Works

Construction of Saguiaran, LDS to Pantao a Ragat, LDN Provincial Road (Pindolonan Section), Piagapo Bangsamoro Autonomous Region in Muslim Mindanao (BARMM) Ministry of Public Works	30,000,000.00
Concreting of Little Marawi Road Phase 3 , Tagoloan II Bangsamoro Autonomous Region in Muslim Mindanao (BARMM) Ministry of Public Works	30,000,000.00
Construction of Saguiaran, LDS to Pantao a Ragat, LDN Provincial Road (Gadongan Section), Saguiaran Bangsamoro Autonomous Region in Muslim Mindanao (BARMM) Ministry of Public Works	20,000,000.00
Construction of Maguing - Bukidnon Road, Maguing Bangsamoro Autonomous Region in Muslim Mindanao (BARMM) Ministry of Public Works	30,000,000.00
Construction of Marantao - Piagapo P/R, Marantao Bangsamoro Autonomous Region in Muslim Mindanao (BARMM) Ministry of Public Works	30,000,000.00
Construction of Tagoloan - Talakag Road (Poblacion Section), Tagoloan II Bangsamoro Autonomous Region in Muslim Mindanao (BARMM) Ministry of Public Works	30,000,000.00
Construction of Bangon - Dimayon Road (Bubong), Buadipuso Buntong Bangsamoro Autonomous Region in Muslim Mindanao (BARMM) Ministry of Public Works	25,000,000.00
Concreting of Ginaopan - Pagayawan Road (Bubong) , Ditsa-an Ragain Bangsamoro Autonomous Region in Muslim Mindanao (BARMM) Ministry of Public Works	25,000,000.00
Concreting of Gadungan - Bayabao Road Phase 2, Ditsa-an Ragain Bangsamoro Autonomous Region in Muslim Mindanao (BARMM) Ministry of Public Works	12,500,000.00
Concreting of Kasayanan - Lidasan Road, Kapai Bangsamoro Autonomous Region in Muslim Mindanao (BARMM) Ministry of Public Works	37,500,000.00
Concreting of Kapai - Bubong Road Phase 2, Kapai Bangsamoro Autonomous Region in Muslim Mindanao (BARMM) Ministry of Public Works	50,000,000.00
Concreting of Gambai - Tongcopan Road , Lumba Bayabao Bangsamoro Autonomous Region in Muslim Mindanao (BARMM) Ministry of Public Works	17,050,000.00
Concreting of Pagayawan - Tongcopan Road Phase 3, Lumba Bayabao Bangsamoro Autonomous Region in Muslim Mindanao (BARMM) Ministry of Public Works	43,750,000.00
Concreting of Olango-Pantar-Pualas Road Phase 2, Piagapo Bangsamoro Autonomous Region in Muslim Mindanao (BARMM) Ministry of Public Works	12,500,000.00
Construction of Sitio Caluntay - Balt Madiar Road, Tamparan Bangsamoro Autonomous Region in Muslim Mindanao (BARMM) Ministry of Public Works	26,000,000.00
Construction of Ginaopan Road, Tamparan Bangsamoro Autonomous Region in Muslim Mindanao (BARMM) Ministry of Public Works	25,000,000.00
Construction of Palao - Kibolos Road (Bubong - Kapai), Bubong Bangsamoro Autonomous Region in Muslim Mindanao (BARMM) Ministry of Public Works	50,000,000.00
Concreting of Brgy. Pagalongan - Balawag Road Phase 3, Maguing	25,000,000.00

**XI. MINISTRY OF PUBLIC WORKS  
INFRASTRUCTURE**

Bangsamoro Autonomous Region in Muslim Mindanao (BARMM) Ministry of Public Works	
Construction of Sumugot Municipal Road Phase 3, Amai Manabilang Bangsamoro Autonomous Region in Muslim Mindanao (BARMM) Ministry of Public Works	20,000,000.00
Road Widening and Rehabilitation of Purok 1 - 5 Francfort Road, Amai Manabilang Bangsamoro Autonomous Region in Muslim Mindanao (BARMM) Ministry of Public Works	10,000,000.00
Concreting of Access Road from National Highway to Brgy. Comara, Amai Manabilang Bangsamoro Autonomous Region in Muslim Mindanao (BARMM) Ministry of Public Works	20,000,000.00
Construction of Bualan Manas - Matampay Road Phase 2, Bubong Bangsamoro Autonomous Region in Muslim Mindanao (BARMM) Ministry of Public Works	9,200,000.00
Reconstruction of Punud - Pantaimas Road, Marantao Bangsamoro Autonomous Region in Muslim Mindanao (BARMM) Ministry of Public Works	10,000,000.00
Construction of Road from National Highway - Brgy. Mantapoli Purok 03, Marantao Bangsamoro Autonomous Region in Muslim Mindanao (BARMM) Ministry of Public Works	14,000,000.00
Reconstruction of Gata - Bangon Road, Poona Bayabao Bangsamoro Autonomous Region in Muslim Mindanao (BARMM) Ministry of Public Works	11,800,000.00
Construction of Madanding - Bansayan Road, Poona Bayabao Bangsamoro Autonomous Region in Muslim Mindanao (BARMM) Ministry of Public Works	22,140,000.00
Construction of Bansayan - Gadongan Road, Poona Bayabao Bangsamoro Autonomous Region in Muslim Mindanao (BARMM) Ministry of Public Works	29,300,000.00
Reconstruction of Pawak - Commonal Road , Saguieran Bangsamoro Autonomous Region in Muslim Mindanao (BARMM) Ministry of Public Works	20,000,000.00
Concreting of Poblacion - Patpangcat - Maliwanag Road, Saguieran Bangsamoro Autonomous Region in Muslim Mindanao (BARMM) Ministry of Public Works	26,000,000.00
Concreting of Access Road to Al-Mughni (Housing), Brgy. Pagalamatan, Saguieran Bangsamoro Autonomous Region in Muslim Mindanao (BARMM) Ministry of Public Works	12,000,000.00
Concreting of Buadiamangga - Caramat Road, Taraka Bangsamoro Autonomous Region in Muslim Mindanao (BARMM) Ministry of Public Works	24,000,000.00
Concreting of Somiorang - Dilabayan Road, Taraka Bangsamoro Autonomous Region in Muslim Mindanao (BARMM) Ministry of Public Works	6,800,000.00
Concreting of Muslim Village - Maradugao Road , Wao Bangsamoro Autonomous Region in Muslim Mindanao (BARMM) Ministry of Public Works	28,000,000.00
Concreting of Sitio Marambuaya Road Phase 2, Wao Bangsamoro Autonomous Region in Muslim Mindanao (BARMM) Ministry of Public Works	24,000,000.00
Concreting of Amoyong Junction Katotongan Road Phase 2, Wao Bangsamoro Autonomous Region in Muslim Mindanao (BARMM) Ministry of Public Works	31,200,000.00

**XI. MINISTRY OF PUBLIC WORKS  
INFRASTRUCTURE**

Concreting of Banga Road Phase 2, Wao Bangsamoro Autonomous Region in Muslim Mindanao (BARMM) Ministry of Public Works	24,000,000.00
Concreting of Mimbuya - Balatin Road, Wao Bangsamoro Autonomous Region in Muslim Mindanao (BARMM) Ministry of Public Works	9,850,000.00
Reconstruction of Datu Imam Street, Marawi City Bangsamoro Autonomous Region in Muslim Mindanao (BARMM) Ministry of Public Works	10,000,000.00
Construction of Bubong - Luboga Road, Mulondo Bangsamoro Autonomous Region in Muslim Mindanao (BARMM) Ministry of Public Works	17,680,000.00
Construction of Panggao - Dilimbayan Road Phase 2, Saguieran Bangsamoro Autonomous Region in Muslim Mindanao (BARMM) Ministry of Public Works	14,000,000.00
Concreting of Pagalongan - Cambong Road, Maguing Bangsamoro Autonomous Region in Muslim Mindanao (BARMM) Ministry of Public Works	20,000,000.00
Concreting of Dilimbayan Road Phase 2, Maguing Bangsamoro Autonomous Region in Muslim Mindanao (BARMM) Ministry of Public Works	20,000,000.00
Construction of Access Road to Lanao People's Park, Marawi City Bangsamoro Autonomous Region in Muslim Mindanao (BARMM) Ministry of Public Works	4,500,000.00
Construction of Banga Road, Marawi City Bangsamoro Autonomous Region in Muslim Mindanao (BARMM) Ministry of Public Works	14,000,000.00
Construction of Brgy. Malimono - MILF CAMP Road, Marawi City Bangsamoro Autonomous Region in Muslim Mindanao (BARMM) Ministry of Public Works	20,000,000.00
Construction of Brgy. Pindolonan Road, Mulondo Bangsamoro Autonomous Region in Muslim Mindanao (BARMM) Ministry of Public Works	25,660,000.00
Concreting of Road from Pindolonan to National Highway (Tugar Section), Mulondo Bangsamoro Autonomous Region in Muslim Mindanao (BARMM) Ministry of Public Works	10,000,000.00
Expansion of Water System Level 2, Brgy. Comara, Amai Manabilang Bangsamoro Autonomous Region in Muslim Mindanao (BARMM) Ministry of Public Works	5,000,000.00
Construction of Water System Level 2, Pooni Lomibao ES, Poona Bayabao Bangsamoro Autonomous Region in Muslim Mindanao (BARMM) Ministry of Public Works	5,000,000.00
Construction of Water System Level 2, Brgy. Calupaan, Taraka Bangsamoro Autonomous Region in Muslim Mindanao (BARMM) Ministry of Public Works	5,000,000.00
Construction of Water System Level 2, Brgy. Dimayon, Taraka Bangsamoro Autonomous Region in Muslim Mindanao (BARMM) Ministry of Public Works	5,000,000.00
Construction of Water System Level 2, Brgy. Sunggod, Saguieran Bangsamoro Autonomous Region in Muslim Mindanao (BARMM) Ministry of Public Works	5,000,000.00
Construction of Water System Level 2, Purok 1, Brgy. Dilimbayan, Saguieran Bangsamoro Autonomous Region in Muslim Mindanao (BARMM) Ministry of Public Works	5,000,000.00

**XI. MINISTRY OF PUBLIC WORKS  
INFRASTRUCTURE**

Construction of Lakeport, Brgy. Langko Dimapatoy, Masiu Bangsamoro Autonomous Region in Muslim Mindanao (BARMM) Ministry of Public Works	10,000,000.00
Construction of Bridge, Brgy. Sapot, Buadipuso Buntong Bangsamoro Autonomous Region in Muslim Mindanao (BARMM) Ministry of Public Works	17,250,000.00
Construction of Bridge, Pagayawan, Bubong Bangsamoro Autonomous Region in Muslim Mindanao (BARMM) Ministry of Public Works	13,800,000.00
Construction of Bridge, Brgy. Lambanogan, Amai Manabilang Bangsamoro Autonomous Region in Muslim Mindanao (BARMM) Ministry of Public Works	11,500,000.00
Construction of Bridge, Brgy. Cormatan, Kapai Bangsamoro Autonomous Region in Muslim Mindanao (BARMM) Ministry of Public Works	34,500,000.00
Construction of Bridge, Brgy. Gambai, Lumba Bayabao Bangsamoro Autonomous Region in Muslim Mindanao (BARMM) Ministry of Public Works	23,000,000.00
Construction of Bridge, Sitio Dimunda, Brgy. Ragayan, Poona Bayabao Bangsamoro Autonomous Region in Muslim Mindanao (BARMM) Ministry of Public Works	23,000,000.00
Construction of Pindolonan Bridge, Mulondo Bangsamoro Autonomous Region in Muslim Mindanao (BARMM) Ministry of Public Works	23,000,000.00
Construction of Lilod Bridge, Tamparan Bangsamoro Autonomous Region in Muslim Mindanao (BARMM) Ministry of Public Works	41,400,000.00
Construction of Taraka Bridge IV, Taraka Bangsamoro Autonomous Region in Muslim Mindanao (BARMM) Ministry of Public Works	34,500,000.00
Construction of Bridge, Brgy. Gadongan, Ditsa-an Ragain Bangsamoro Autonomous Region in Muslim Mindanao (BARMM) Ministry of Public Works	13,800,000.00
Construction of Kaliwas Bridge, Tagolan II Bangsamoro Autonomous Region in Muslim Mindanao (BARMM) Ministry of Public Works	23,000,000.00
Construction of Lakewall, Brgy. Bacolod, Buadipuso Buntong Bangsamoro Autonomous Region in Muslim Mindanao (BARMM) Ministry of Public Works	20,500,000.00
Construction of Flood Control, Brgy. Taboro, Bubong Bangsamoro Autonomous Region in Muslim Mindanao (BARMM) Ministry of Public Works	14,000,000.00
Construction of Line Canal Phase 2, Buayaan, Ditsa-an Ragain Bangsamoro Autonomous Region in Muslim Mindanao (BARMM) Ministry of Public Works	4,000,000.00
Construction of Riverwall Protection, Bayabao - Poblacion, Ditsa-an Ragain Bangsamoro Autonomous Region in Muslim Mindanao (BARMM) Ministry of Public Works	28,000,000.00
Construction of Riverbank Protection, Mapantao, Lumba Bayabao Bangsamoro Autonomous Region in Muslim Mindanao (BARMM) Ministry of Public Works	14,000,000.00
Construction of Riverbank Protection (along Bacolod 1-Baugan Provincial Road), Lumba Bayabao Bangsamoro Autonomous Region in Muslim Mindanao (BARMM)	28,000,000.00

**XI. MINISTRY OF PUBLIC WORKS  
INFRASTRUCTURE**

Ministry of Public Works

Construction of Drainage System (Open Channel), Brgy. Linuk Cawayan, Marantao Bangsamoro Autonomous Region in Muslim Mindanao (BARMM) Ministry of Public Works	25,000,000.00
Construction of Riverbank Protection (Along Buadi-Amaloy) , Masiu Bangsamoro Autonomous Region in Muslim Mindanao (BARMM) Ministry of Public Works	28,000,000.00
Construction of Lakewall, Brgy. Rogan, Masiu Bangsamoro Autonomous Region in Muslim Mindanao (BARMM) Ministry of Public Works	14,000,000.00
Construction of Lakewall, Buadi Abala , Mulondo Bangsamoro Autonomous Region in Muslim Mindanao (BARMM) Ministry of Public Works	28,000,000.00
Construction of Flood Control Phase 2, Brgy. Gata, Poona Bayabao Bangsamoro Autonomous Region in Muslim Mindanao (BARMM) Ministry of Public Works	28,000,000.00
Construction of Riverbank Protection Phase 2, Brgy. Lalabuan (Picarabawan Section), Tamparan Bangsamoro Autonomous Region in Muslim Mindanao (BARMM) Ministry of Public Works	28,000,000.00
Construction of Riverbank Protection Phase 2, Brgy. Lalabuan (Lumbac Section), Tamparan Bangsamoro Autonomous Region in Muslim Mindanao (BARMM) Ministry of Public Works	28,000,000.00
Construction of Flood Control, Brgy. Dimayon, Taraka Bangsamoro Autonomous Region in Muslim Mindanao (BARMM) Ministry of Public Works	14,000,000.00
Construction of Flood Control, Brgy. Maruhom Jalalodin, Taraka Bangsamoro Autonomous Region in Muslim Mindanao (BARMM) Ministry of Public Works	21,000,000.00
Construction of Flood Control, Brgy. Lumbac Bubong Maindig - Bandera Buisan, Taraka Bangsamoro Autonomous Region in Muslim Mindanao (BARMM) Ministry of Public Works	28,000,000.00
Construction of Lakewall, Tuca Maul, Marantao Bangsamoro Autonomous Region in Muslim Mindanao (BARMM) Ministry of Public Works	14,000,000.00
Construction of Lakewall, Bubong Madanding, Marantao Bangsamoro Autonomous Region in Muslim Mindanao (BARMM) Ministry of Public Works	14,000,000.00
Construction of Riverbank Protection, Macadaag Talaguian, Masiu Bangsamoro Autonomous Region in Muslim Mindanao (BARMM) Ministry of Public Works	28,000,000.00
Construction of Lakewall, Taana, Ditsa-an Ramin Bangsamoro Autonomous Region in Muslim Mindanao (BARMM) Ministry of Public Works	14,000,000.00
Construction of Riverbank Protection Phase 3, Malungun, Maguing Bangsamoro Autonomous Region in Muslim Mindanao (BARMM) Ministry of Public Works	14,000,000.00
Construction of Riverbank Protection, Brgy. Bolao, Maguing Bangsamoro Autonomous Region in Muslim Mindanao (BARMM) Ministry of Public Works	14,000,000.00
Construction of Riverbank Protection, Pagalongan, Maguing Bangsamoro Autonomous Region in Muslim Mindanao (BARMM) Ministry of Public Works	28,000,000.00
Construction of Drainage System, Brgy. Pawak - Comonal - Dilimbayan Phase 2, Saguieran	15,000,000.00



**XI. MINISTRY OF PUBLIC WORKS  
INFRASTRUCTURE**

Bangsamoro Autonomous Region in Muslim Mindanao (BARMM) Ministry of Public Works	
Construction of Lakewall, Alip Lalabuan, Masiu Bangsamoro Autonomous Region in Muslim Mindanao (BARMM) Ministry of Public Works	28,000,000.00
Construction of Slope Protection Phase 2 (Along Tagoloan - Talakag Road), Tagoloan II Bangsamoro Autonomous Region in Muslim Mindanao (BARMM) Ministry of Public Works	28,000,000.00
Construction of MPW - BARMM LDS 1 Annex Building , Marawi City Bangsamoro Autonomous Region in Muslim Mindanao (BARMM) Ministry of Public Works	20,000,000.00
Improvement of MPW - BARMM LDS 1 Main Office Building, Marawi City Bangsamoro Autonomous Region in Muslim Mindanao (BARMM) Ministry of Public Works	10,000,000.00
<b>LANAO DEL SUR 2</b>	
Construction of Ingud-Saldaroro Road, Binidayan Bangsamoro Autonomous Region in Muslim Mindanao (BARMM) Ministry of Public Works	45,000,000.00
Concreting of Sundig-Dolongan Road, Butig Bangsamoro Autonomous Region in Muslim Mindanao (BARMM) Ministry of Public Works	30,000,000.00
Concreting of Betayan-Cadayanon-Bonga Road , Marogong Bangsamoro Autonomous Region in Muslim Mindanao (BARMM) Ministry of Public Works	32,500,000.00
Concreting of Lumbatan-Sultan Dumalondong Road (Malalis Section), Sultan Dumalondong Bangsamoro Autonomous Region in Muslim Mindanao (BARMM) Ministry of Public Works	12,500,000.00
Construction of Tubaran Proper-Marogong Road, Tubaran Bangsamoro Autonomous Region in Muslim Mindanao (BARMM) Ministry of Public Works	45,000,000.00
Construction of Dilabayan-Raya Road, Bacolod Kalawi Bangsamoro Autonomous Region in Muslim Mindanao (BARMM) Ministry of Public Works	25,000,000.00
Concreting of Bagoaingud-Ilian Road , Balabagan Bangsamoro Autonomous Region in Muslim Mindanao (BARMM) Ministry of Public Works	12,500,000.00
Concreting of Leon - Cormatan Road , Bayang Bangsamoro Autonomous Region in Muslim Mindanao (BARMM) Ministry of Public Works	12,000,000.00
Concreting of Pantar Road, Binidayan Bangsamoro Autonomous Region in Muslim Mindanao (BARMM) Ministry of Public Works	19,500,000.00
Construction of Raya Circumferential Road, Tugaya Bangsamoro Autonomous Region in Muslim Mindanao (BARMM) Ministry of Public Works	20,000,000.00
Construction of Brgy. Tubok - Brgy. Bacayawan Road with River Wall, Malabang Bangsamoro Autonomous Region in Muslim Mindanao (BARMM) Ministry of Public Works	50,000,000.00
Concreting of Pindolonan-Malungun Road (Malungun Section), Butig Bangsamoro Autonomous Region in Muslim Mindanao (BARMM) Ministry of Public Works	12,500,000.00
Concreting of Sitio Matling Road (Proposed Tourist Area), Calanogas Bangsamoro Autonomous Region in Muslim Mindanao (BARMM) Ministry of Public Works	25,000,000.00

**XI. MINISTRY OF PUBLIC WORKS  
INFRASTRUCTURE**

Concreting of Sitio Cota Road , Calanogas Bangsamoro Autonomous Region in Muslim Mindanao (BARMM) Ministry of Public Works	25,000,000.00
Concreting of Inoma-Luguna Road , Calanogas Bangsamoro Autonomous Region in Muslim Mindanao (BARMM) Ministry of Public Works	25,000,000.00
Construction of Brgy. Madaya-Brgy. Masolun Road, Ganassi Bangsamoro Autonomous Region in Muslim Mindanao (BARMM) Ministry of Public Works	25,000,000.00
Concreting of Brgy. Barorao-Brgy. Campongara Road Phase 2, Ganassi Bangsamoro Autonomous Region in Muslim Mindanao (BARMM) Ministry of Public Works	5,000,000.00
Concreting of Brgy. Pantaon-A Road , Ganassi Bangsamoro Autonomous Region in Muslim Mindanao (BARMM) Ministry of Public Works	11,000,000.00
Concreting of Brgy. Taliogon-Brgy. Para-aba Road, Ganassi Bangsamoro Autonomous Region in Muslim Mindanao (BARMM) Ministry of Public Works	20,000,000.00
Concreting of Proper Kapatagan-Pinantao Road, Kapatagan Bangsamoro Autonomous Region in Muslim Mindanao (BARMM) Ministry of Public Works	12,500,000.00
Construction of Tringun - Dilausan Road , Lumbaca Unayan Bangsamoro Autonomous Region in Muslim Mindanao (BARMM) Ministry of Public Works	13,250,000.00
Concreting of Pantar - Macadar (Pindolonan) Phase 3, Lumbatan Bangsamoro Autonomous Region in Muslim Mindanao (BARMM) Ministry of Public Works	11,250,000.00
Construction of Dalipuga-Dalama Road (Gadungan Section) Phase 2, Lumbatan Bangsamoro Autonomous Region in Muslim Mindanao (BARMM) Ministry of Public Works	24,500,000.00
Concreting of Picotaan-Mantapoli Road Phase 2, Lumbatan Bangsamoro Autonomous Region in Muslim Mindanao (BARMM) Ministry of Public Works	10,250,000.00
Concreting of Bualan - Balangas Road Phase 2, Lumbayanague Bangsamoro Autonomous Region in Muslim Mindanao (BARMM) Ministry of Public Works	11,250,000.00
Concreting of Pagayawan-Gadongan Road Phase 2, Madalum Bangsamoro Autonomous Region in Muslim Mindanao (BARMM) Ministry of Public Works	22,000,000.00
Concreting of Liangan Road Phase 2, Madamba Bangsamoro Autonomous Region in Muslim Mindanao (BARMM) Ministry of Public Works	25,000,000.00
Concreting of Access Road to Camp Jabal Nur , Madamba Bangsamoro Autonomous Region in Muslim Mindanao (BARMM) Ministry of Public Works	18,000,000.00
Concreting of Lumbak Ingud Pantar Road Phase 2, Madamba Bangsamoro Autonomous Region in Muslim Mindanao (BARMM) Ministry of Public Works	17,400,000.00
Concreting of Matling-Cabasaran-Bagumbayan Road Phase 2, Marogong Bangsamoro Autonomous Region in Muslim Mindanao (BARMM) Ministry of Public Works	10,000,000.00
Reconstruction of Mohnina Road, Brgy. Poblacion, Marogong Bangsamoro Autonomous Region in Muslim Mindanao (BARMM)	11,250,000.00

**XI. MINISTRY OF PUBLIC WORKS  
INFRASTRUCTURE**

Ministry of Public Works

Concreting of Sobaida Road, Brgy. Poblacion, Marogong Bangsamoro Autonomous Region in Muslim Mindanao (BARMM) Ministry of Public Works	12,500,000.00
Concreting of Mahidana Road, Brgy. Poblacion, Marogong Bangsamoro Autonomous Region in Muslim Mindanao (BARMM) Ministry of Public Works	11,500,000.00
Concreting of Sheik Diator Road, Brgy Poblacion, Marogong Bangsamoro Autonomous Region in Muslim Mindanao (BARMM) Ministry of Public Works	11,250,000.00
Concreting of Brgy. Bantayan - Brgy. Notong Road , Pualas Bangsamoro Autonomous Region in Muslim Mindanao (BARMM) Ministry of Public Works	32,500,000.00
Concreting of Tagoranao - Sitio Udas Road, Sultan Dimalundong Bangsamoro Autonomous Region in Muslim Mindanao (BARMM) Ministry of Public Works	25,000,000.00
Concreting of Bacayawan - Tagoranao Road, Sultan Dimalundong Bangsamoro Autonomous Region in Muslim Mindanao (BARMM) Ministry of Public Works	17,000,000.00
Concreting of Tangcal-Gadongan Road, Tubaran Bangsamoro Autonomous Region in Muslim Mindanao (BARMM) Ministry of Public Works	27,500,000.00
Construction of Tara-Talob Road, Balindong Bangsamoro Autonomous Region in Muslim Mindanao (BARMM) Ministry of Public Works	25,000,000.00
Construction of Brgy. Dado - Sitio Kabasaran Road, Balindong Bangsamoro Autonomous Region in Muslim Mindanao (BARMM) Ministry of Public Works	35,000,000.00
Concreting of Torogan-Bialaan Road, Bayang Bangsamoro Autonomous Region in Muslim Mindanao (BARMM) Ministry of Public Works	12,500,000.00
Concreting of Cadingilan-Buribid Road, Tubaran Bangsamoro Autonomous Region in Muslim Mindanao (BARMM) Ministry of Public Works	25,000,000.00
Concreting of Torogan-Tangcal Road, Bayang Bangsamoro Autonomous Region in Muslim Mindanao (BARMM) Ministry of Public Works	12,500,000.00
Concreting of Bubonga Ranao-Picotaan Road Phase 2, Binidayan Bangsamoro Autonomous Region in Muslim Mindanao (BARMM) Ministry of Public Works	12,500,000.00
Construction of Access Road to Kota Ramitan Micro Hydro Phase 2, Brgy. Ramitan, Picong Bangsamoro Autonomous Region in Muslim Mindanao (BARMM) Ministry of Public Works	20,000,000.00
Construction of Mimbawag Road, Calanogas Bangsamoro Autonomous Region in Muslim Mindanao (BARMM) Ministry of Public Works	10,000,000.00
Concreting of Matimos Road Phase 2, Kapatagan Bangsamoro Autonomous Region in Muslim Mindanao (BARMM) Ministry of Public Works	25,000,000.00
Construction of Lunay-Minanga Road, Lumbatan Bangsamoro Autonomous Region in Muslim Mindanao (BARMM) Ministry of Public Works	20,000,000.00
Construction of Nanagun - Dalaon Road Phase 2, Lumbayanague	20,000,000.00

**XI. MINISTRY OF PUBLIC WORKS  
INFRASTRUCTURE**

Bangsamoro Autonomous Region in Muslim Mindanao (BARMM) Ministry of Public Works	
Concreting of Brgy. Ilian - Pantaon Road, Pagayawan Bangsamoro Autonomous Region in Muslim Mindanao (BARMM) Ministry of Public Works	37,500,000.00
Construction of Durian-Tuca Road Phase 3, Brgy. Tuca, Picong Bangsamoro Autonomous Region in Muslim Mindanao (BARMM) Ministry of Public Works	25,000,000.00
Concreting of Sundig Road Phase 2, Butig Bangsamoro Autonomous Region in Muslim Mindanao (BARMM) Ministry of Public Works	25,000,000.00
Reconstruction of ARCP1 Road, Brgy. Inudaran, Kapatagan Bangsamoro Autonomous Region in Muslim Mindanao (BARMM) Ministry of Public Works	39,000,000.00
Construction of Palao - Sugod Road Phase 2, Bayang Bangsamoro Autonomous Region in Muslim Mindanao (BARMM) Ministry of Public Works	25,000,000.00
Concreting of Padas - Rangiran Road, Pagayawan Bangsamoro Autonomous Region in Muslim Mindanao (BARMM) Ministry of Public Works	50,000,000.00
Concreting of Balangas-Pantaon-Minoros-Raya Timbab (Butig) Road, Lumbayanague Bangsamoro Autonomous Region in Muslim Mindanao (BARMM) Ministry of Public Works	35,000,000.00
Concreting of Lumbac Bacayawan - Calalon Road, Lumbaca Unayan Bangsamoro Autonomous Region in Muslim Mindanao (BARMM) Ministry of Public Works	28,750,000.00
Construction of Gurain Road Phase 2, Bacolod Kalawi Bangsamoro Autonomous Region in Muslim Mindanao (BARMM) Ministry of Public Works	15,000,000.00
Concreting of Tataya-National Road, Balabagan Bangsamoro Autonomous Region in Muslim Mindanao (BARMM) Ministry of Public Works	25,000,000.00
Concreting of Brgy. Malungun - Brgy. Pagalongan Road (Sultan Dumlondong), Butig Bangsamoro Autonomous Region in Muslim Mindanao (BARMM) Ministry of Public Works	17,500,000.00
Construction of Diamaro Road, Malabang Bangsamoro Autonomous Region in Muslim Mindanao (BARMM) Ministry of Public Works	20,000,000.00
Construction of Basak Road, Madalum Bangsamoro Autonomous Region in Muslim Mindanao (BARMM) Ministry of Public Works	20,000,000.00
Concreting of Brgy. Balintad - Administrative Camp Road, Madamba Bangsamoro Autonomous Region in Muslim Mindanao (BARMM) Ministry of Public Works	20,000,000.00
Concreting of Lumbac Road, Pualas Bangsamoro Autonomous Region in Muslim Mindanao (BARMM) Ministry of Public Works	17,400,000.00
Construction of Dibarosan Road, Madalum Bangsamoro Autonomous Region in Muslim Mindanao (BARMM) Ministry of Public Works	8,000,000.00
Construction of Liangan Bagoa Inged Durianan Road, Brgy. Liangan, Picong Bangsamoro Autonomous Region in Muslim Mindanao (BARMM) Ministry of Public Works	20,000,000.00

**XI. MINISTRY OF PUBLIC WORKS  
INFRASTRUCTURE**

Construction of Access Road to Brgy. Linuk, Pualas Bangsamoro Autonomous Region in Muslim Mindanao (BARMM) Ministry of Public Works	20,000,000.00
Construction of Water System Level 2, Brgy. Dibarusan , Balindong Bangsamoro Autonomous Region in Muslim Mindanao (BARMM) Ministry of Public Works	5,000,000.00
Construction of Water System Level 2, Bayasongun, Lumbatan Bangsamoro Autonomous Region in Muslim Mindanao (BARMM) Ministry of Public Works	5,000,000.00
Construction of Water System Level 2, Brgy. Bualan , Balindong Bangsamoro Autonomous Region in Muslim Mindanao (BARMM) Ministry of Public Works	5,000,000.00
Construction of Water System Level 2, Brgy. Tagoranao, Calanogas Bangsamoro Autonomous Region in Muslim Mindanao (BARMM) Ministry of Public Works	7,500,000.00
Construction of Water System Level 2, Brgy. Durian, Picong Bangsamoro Autonomous Region in Muslim Mindanao (BARMM) Ministry of Public Works	5,000,000.00
Construction of Water System Level 2, Bagoa Ingud , Malabang Bangsamoro Autonomous Region in Muslim Mindanao (BARMM) Ministry of Public Works	5,000,000.00
Construction of Tala-Tala Fish Port, Tugaya Bangsamoro Autonomous Region in Muslim Mindanao (BARMM) Ministry of Public Works	5,000,000.00
Construction of Fish Port, Brgy. Lumbac Ingud, Bacolod Kalawi Bangsamoro Autonomous Region in Muslim Mindanao (BARMM) Ministry of Public Works	6,000,000.00
Construction of Fish Port, Brgy. Gandamato, Bacolod Kalawi Bangsamoro Autonomous Region in Muslim Mindanao (BARMM) Ministry of Public Works	6,000,000.00
Construction of Bridge, Brgy. Molimok, Balabagan Bangsamoro Autonomous Region in Muslim Mindanao (BARMM) Ministry of Public Works	60,000,000.00
Construction of Bridge, Proper Kapatagan , Kapatagan Bangsamoro Autonomous Region in Muslim Mindanao (BARMM) Ministry of Public Works	15,000,000.00
Construction of Bridge, Calipapa , Lumbaca Unayan Bangsamoro Autonomous Region in Muslim Mindanao (BARMM) Ministry of Public Works	30,000,000.00
Construction of Bridge, Pindolonan , Lumbatan Bangsamoro Autonomous Region in Muslim Mindanao (BARMM) Ministry of Public Works	10,000,000.00
Construction of Bridge, Balangas , Lumbayanague Bangsamoro Autonomous Region in Muslim Mindanao (BARMM) Ministry of Public Works	12,000,000.00
Construction of Bridge, Sumalindao - Malalis , Sultan Dumalondong Bangsamoro Autonomous Region in Muslim Mindanao (BARMM) Ministry of Public Works	15,000,000.00
Construction of Bridge, Proper Beta-Calalon , Lumbaca Unayan Bangsamoro Autonomous Region in Muslim Mindanao (BARMM) Ministry of Public Works	15,000,000.00
Construction of Pantaon Bridge, Madamba Bangsamoro Autonomous Region in Muslim Mindanao (BARMM) Ministry of Public Works	20,000,000.00

**XI. MINISTRY OF PUBLIC WORKS  
INFRASTRUCTURE**

Construction of Line Canal, Balindong-Piagapo Road, Balindong Bangsamoro Autonomous Region in Muslim Mindanao (BARMM) Ministry of Public Works	17,500,000.00
Construction of lakewall, Rinabor-Samporna, Bayang Bangsamoro Autonomous Region in Muslim Mindanao (BARMM) Ministry of Public Works	20,000,000.00
Construction of Drainage System (Bayabao-Dilabayan Road), Butig Bangsamoro Autonomous Region in Muslim Mindanao (BARMM) Ministry of Public Works	15,000,000.00
Construction of Box Culvert, Brgy. Tulay, Madamba Bangsamoro Autonomous Region in Muslim Mindanao (BARMM) Ministry of Public Works	2,000,000.00
Construction of Riverwall, Brgy. Cabasaran, Malabang Bangsamoro Autonomous Region in Muslim Mindanao (BARMM) Ministry of Public Works	25,000,000.00
Construction of Double Barrel Box Culvert, Pagayawan, Madalum Bangsamoro Autonomous Region in Muslim Mindanao (BARMM) Ministry of Public Works	6,000,000.00
Construction of Lakewall, Brgy. Dilabayan, Bacolod Kalawi Bangsamoro Autonomous Region in Muslim Mindanao (BARMM) Ministry of Public Works	10,000,000.00
Construction of Lakewall, Buadi Dico, Tugaya Bangsamoro Autonomous Region in Muslim Mindanao (BARMM) Ministry of Public Works	10,000,000.00
Construction of Lakewall, Ingud poblacion, Tugaya Bangsamoro Autonomous Region in Muslim Mindanao (BARMM) Ministry of Public Works	20,000,000.00
Construction of Lakewall, Pindolonan, Tugaya Bangsamoro Autonomous Region in Muslim Mindanao (BARMM) Ministry of Public Works	20,000,000.00
Construction of Lakewall, Brgy. Buadi Awani, Bacolod Kalawi Bangsamoro Autonomous Region in Muslim Mindanao (BARMM) Ministry of Public Works	10,000,000.00
Construction of Lakewall, Brgy. Poblacion I, Bacolod Kalawi Bangsamoro Autonomous Region in Muslim Mindanao (BARMM) Ministry of Public Works	10,000,000.00
Construction of Lakewall, Brgy. Gandamato, Bacolod Kalawi Bangsamoro Autonomous Region in Muslim Mindanao (BARMM) Ministry of Public Works	10,000,000.00
Construction of Slope Protection, Brgy. Taliogon- Brgy. Poblacion , Ganassi Bangsamoro Autonomous Region in Muslim Mindanao (BARMM) Ministry of Public Works	5,000,000.00
Construction of Slope Protection (Along Buadi Aklima Road ), Brgy. Mapantao, Picong Bangsamoro Autonomous Region in Muslim Mindanao (BARMM) Ministry of Public Works	15,000,000.00
Construction of Slope Protection, Brgy. Taliogon- Brgy. Taganonok , Ganassi Bangsamoro Autonomous Region in Muslim Mindanao (BARMM) Ministry of Public Works	5,000,000.00
Construction of Slope Protection, Pagalamatan - Basak , Binidayan Bangsamoro Autonomous Region in Muslim Mindanao (BARMM) Ministry of Public Works	15,000,000.00
Construction of Slope Protection, Pagayawan , Madalum Bangsamoro Autonomous Region in Muslim Mindanao (BARMM)	35,000,000.00

**XI. MINISTRY OF PUBLIC WORKS  
INFRASTRUCTURE**

Ministry of Public Works

**63 BARANGAYS**

Concreting of Brgy. Manarapan - Brgy. Langogan, Carmen Bangsamoro Autonomous Region in Muslim Mindanao (BARMM) Ministry of Public Works	32,000,000.00
Upgrading of Road from Manaulanan-Inatilan Boundary to Manaulanan Elementary School Phase 2, Pikit Bangsamoro Autonomous Region in Muslim Mindanao (BARMM) Ministry of Public Works	15,000,000.00
Concreting of Brgy. Buricain Road Phase 4, Pigcawayan Bangsamoro Autonomous Region in Muslim Mindanao (BARMM) Ministry of Public Works	20,000,000.00
Concreting of Brgy. Simsiman Road Phase 3, Pigcawayan Bangsamoro Autonomous Region in Muslim Mindanao (BARMM) Ministry of Public Works	11,000,000.00
Concreting of Brgy. Datu Binasing Road Phase 2, Pigcawayan Bangsamoro Autonomous Region in Muslim Mindanao (BARMM) Ministry of Public Works	50,000,000.00
Construction of Brgy. Datu Binasing to Crossing Buricain Road, Pigcawayan Bangsamoro Autonomous Region in Muslim Mindanao (BARMM) Ministry of Public Works	22,000,000.00
Construction of Swip Road, Pigcawayan Bangsamoro Autonomous Region in Muslim Mindanao (BARMM) Ministry of Public Works	19,000,000.00
Concreting of Brgy. Kadingilan Road Phase 3, Pigcawayan Bangsamoro Autonomous Region in Muslim Mindanao (BARMM) Ministry of Public Works	13,000,000.00
Construction of Brgy. Damatulan Road Phase 4, Midsayap Bangsamoro Autonomous Region in Muslim Mindanao (BARMM) Ministry of Public Works	16,000,000.00
Construction of Brgy. Kadingilan Road Phase 3, Midsayap Bangsamoro Autonomous Region in Muslim Mindanao (BARMM) Ministry of Public Works	20,000,000.00
Concreting of Brgy. Tumbras Road Phase 3, Midsayap Bangsamoro Autonomous Region in Muslim Mindanao (BARMM) Ministry of Public Works	11,400,000.00
Concreting of Brgy. Tugal Road Phase 3, Midsayap Bangsamoro Autonomous Region in Muslim Mindanao (BARMM) Ministry of Public Works	18,000,000.00
Concreting of Brgy. Tumbras to Brgy. Malingao Road, Midsayap Bangsamoro Autonomous Region in Muslim Mindanao (BARMM) Ministry of Public Works	32,000,000.00
Concreting of Brgy. Dungan Road Phase 4, Aleosan Bangsamoro Autonomous Region in Muslim Mindanao (BARMM) Ministry of Public Works	14,800,000.00
Concreting of Brgy. Tapodoc Road Phase 4, Aleosan Bangsamoro Autonomous Region in Muslim Mindanao (BARMM) Ministry of Public Works	15,300,000.00
Concreting of Brgy. Pedtad Road Phase 3, Kabacan Bangsamoro Autonomous Region in Muslim Mindanao (BARMM) Ministry of Public Works	12,000,000.00
Concreting of Brgy. Sanggadong Road Phase 3, Kabacan Bangsamoro Autonomous Region in Muslim Mindanao (BARMM) Ministry of Public Works	23,000,000.00

**XI. MINISTRY OF PUBLIC WORKS  
INFRASTRUCTURE**

Concreting of Brgy. Nangaan to Brgy. Simone Road, Kabacan Bangsamoro Autonomous Region in Muslim Mindanao (BARMM) Ministry of Public Works	32,000,000.00
Concreting of Brgy. Buluan to Brgy. Nangaan Road, Kabacan Bangsamoro Autonomous Region in Muslim Mindanao (BARMM) Ministry of Public Works	25,000,000.00
Concreting of Brgy. Tamped Road Phase 3, Kabacan Bangsamoro Autonomous Region in Muslim Mindanao (BARMM) Ministry of Public Works	6,000,000.00
Concreting of Brgy. Tupig Road Phase 3, Carmen Bangsamoro Autonomous Region in Muslim Mindanao (BARMM) Ministry of Public Works	48,000,000.00
Concreting of Brgy. Langogan Road Phase 4, Carmen Bangsamoro Autonomous Region in Muslim Mindanao (BARMM) Ministry of Public Works	44,000,000.00
Concreting of Brgy. Kibayao to Brgy. Nasapian Road, Carmen Bangsamoro Autonomous Region in Muslim Mindanao (BARMM) Ministry of Public Works	48,000,000.00
Construction of Brgy. Kitulaan - Brgy. Pebpoloan - Brgy. Langogan Road, Carmen Bangsamoro Autonomous Region in Muslim Mindanao (BARMM) Ministry of Public Works	26,000,000.00
Construction of Brgy. Pebpoloan Road Phase 3, Carmen Bangsamoro Autonomous Region in Muslim Mindanao (BARMM) Ministry of Public Works	16,000,000.00
Concreting of Brgy. Nabundas Road Phase 3, Pikit Bangsamoro Autonomous Region in Muslim Mindanao (BARMM) Ministry of Public Works	16,000,000.00
Concreting of Brgy. Gokotan Road Phase 3, Pikit Bangsamoro Autonomous Region in Muslim Mindanao (BARMM) Ministry of Public Works	16,000,000.00
Concreting of Brgy. Rajah Muda Road Phase 3, Pikit Bangsamoro Autonomous Region in Muslim Mindanao (BARMM) Ministry of Public Works	16,000,000.00
Concreting of Brgy. Nalapaan Road (Gap Section), Pikit Bangsamoro Autonomous Region in Muslim Mindanao (BARMM) Ministry of Public Works	1,600,000.00
Construction of Patot Bridge, Pigcawayan Bangsamoro Autonomous Region in Muslim Mindanao (BARMM) Ministry of Public Works	40,000,000.00
Construction of Grouted Riprap, Brgy. Libungan Toretta, Pigcawayan Bangsamoro Autonomous Region in Muslim Mindanao (BARMM) Ministry of Public Works	11,000,000.00
Construction of Grouted Riprap, Upper Pangangkalan, Pigcawayan Bangsamoro Autonomous Region in Muslim Mindanao (BARMM) Ministry of Public Works	15,000,000.00
Construction of Flood Mitigation Structure Phase 2, Brgy. Simone, Kabacan Bangsamoro Autonomous Region in Muslim Mindanao (BARMM) Ministry of Public Works	25,000,000.00
Construction of Earth Dike from Brgy. Lower Baguer-Brgy. Lower Pangangkalan, Pigcawayan Bangsamoro Autonomous Region in Muslim Mindanao (BARMM) Ministry of Public Works	57,000,000.00
Construction of Earth Dike from Brgy. Simsiman - Brgy. Buricain - Brgy. Balacayon, Pigcawayan Bangsamoro Autonomous Region in Muslim Mindanao (BARMM) Ministry of Public Works	86,000,000.00



**XI. MINISTRY OF PUBLIC WORKS  
INFRASTRUCTURE**

Construction of Earth Dike from Brgy. Mudseng - Brgy. Olandang, Midsayap Bangsamoro Autonomous Region in Muslim Mindanao (BARMM) Ministry of Public Works	90,000,000.00
Construction of Earth Dike from Brgy. Olandang- Brgy. Kadigasan, Midsayap Bangsamoro Autonomous Region in Muslim Mindanao (BARMM) Ministry of Public Works	60,000,000.00
Construction of Earth Dike from Brgy. Kadingilan-Brgy. Sambulawan, Midsayap Bangsamoro Autonomous Region in Muslim Mindanao (BARMM) Ministry of Public Works	90,000,000.00
Construction of Earth Dike at Brgy. Kabasalan, Pikit Bangsamoro Autonomous Region in Muslim Mindanao (BARMM) Ministry of Public Works	90,000,000.00
Concreting of Shoulder from Brgy. Simsiman - Brgy.Buricain - Brgy.Balacayon - Brgy. Matilac - Brgy.Kadingilan - Brgy.Datu Mantil - Brgy.Libungan Torreta , Pigcawayan Bangsamoro Autonomous Region in Muslim Mindanao (BARMM) Ministry of Public Works	34,000,000.00
<b>COTABATO CITY</b>	
Construction/Concreting of Roads, Cotabato City Bangsamoro Autonomous Region in Muslim Mindanao (BARMM) Ministry of Public Works	273,000,000.00
Rehabilitation of Roads, Cotabato City Bangsamoro Autonomous Region in Muslim Mindanao (BARMM) Ministry of Public Works	60,000,000.00
Construction of Drainage Structures, Cotabato City Bangsamoro Autonomous Region in Muslim Mindanao (BARMM) Ministry of Public Works	25,000,000.00
Construction of Other Infrastructure Projects, Cotabato City Bangsamoro Autonomous Region in Muslim Mindanao (BARMM) Ministry of Public Works	117,000,000.00

**BANGSAMORO AUTONOMOUS REGION IN MUSLIM MINDANAO**

**XII. MINISTRY OF THE INTERIOR AND LOCAL GOVERNMENT**

For general administration and support, support to operations, and operations as indicated  
hereunder .....

₱ **2,049,385,820.00**

Appropriations, by Program (in pesos)

	Current Operating Expenditures			Total
	Personnel Services	Maintenance and Other Operating Expenses	Capital Outlays	
<b>General Administration and Support</b>	<b>9,793,868.00</b>	<b>61,765,739.00</b>	<b>1,095,000.00</b>	<b>72,654,607.00</b>
<b>Support to Operations</b>	<b>30,941,873.00</b>	<b>24,922,296.00</b>		<b>55,864,169.00</b>
<b>Operations</b>	<b>331,016,939.00</b>	<b>645,501,105.00</b>	<b>944,349,000.00</b>	<b>1,920,867,044.00</b>
Operation Management Services	22,867,297.00	172,313,300.00	850,000,000.00	1,045,180,597.00
Interior Affairs Services	8,888,899.00	15,702,250.00	22,800,000.00	47,391,149.00
Field Operation Services	234,814,064.00	4,942,400.00	11,400,000.00	251,156,464.00
Special Geographic Area Development Authority	38,396,474.00	12,877,107.00		51,273,581.00
Rapid Emergency Action on Disaster Incidence Services	24,011,847.00	437,514,048.00	60,149,000.00	521,674,895.00
Bangsamoro Local Government Academy	2,038,358.00	2,152,000.00		4,190,358.00
<b>TOTAL 2023 APPROPRIATIONS</b>	<b>371,752,680.00</b>	<b>732,189,140.00</b>	<b>945,444,000.00</b>	<b>2,049,385,820.00</b>

**BANGSAMORO AUTONOMOUS REGION IN MUSLIM MINDANAO**

**XII. MINISTRY OF THE INTERIOR AND LOCAL GOVERNMENT**

Appropriations, by Object of Expenditures  
(in pesos)

Current Operating Expenditures	(Cash-based) 2023
<b>Personnel Services</b>	
Civilian Personnel	
Permanent Positions	
Salaries and Wages	265,054,812.00
Total Permanent Positions	<u>265,054,812.00</u>
Other Compensation Common to All :	
Personnel Economic Relief Allowance	10,560,000.00
Representation Allowance	3,102,000.00
Transportation Allowance	3,102,000.00
Clothing and Uniform Allowance	2,640,000.00
Productivity Enhancement Incentives	2,200,000.00
Mid-Year Bonus	22,087,901.00
Year-End Bonus	22,087,901.00
Cash Gift	<u>2,200,000.00</u>
Total Other Compensation Common to All	67,979,802.00
Other Benefits	
Retirement and Life Insurance Premiums	31,806,580.00
PAG-IBIG Contributions	528,000.00
Philhealth Contributions	5,855,486.00
Employees Compensation Insurance Premiums	<u>528,000.00</u>
Total Other Benefits	38,718,066.00
<b>Total Personnel Services</b>	<b><u>371,752,680.00</u></b>
<b>Maintenance and Other Operating Expenses</b>	
Traveling Expenses	64,366,120.00
Training and Scholarship Expenses	54,268,100.00
Supplies and Materials Expenses	418,820,110.00
Utility Expenses	8,473,238.00
Communication Expenses	3,550,440.00
Awards/Rewards, Prizes and Indemnities	48,810,000.00
Extraordinary and Miscellaneous Expenses	1,132,800.00
Professional Services	32,116,510.00
General Services	12,843,432.00
Repairs and Maintenance	2,020,000.00
Financial Assistance/Subsidy	57,600,000.00
Taxes, Insurance Premiums and Other Fees	1,617,500.00
Other Maintenance and Operating Expenses	
Advertising Expenses	3,708,000.00
Printing and Publication Expenses	4,408,000.00
Representation Expenses	6,739,200.00
Transportation and Delivery Expenses	1,483,200.00
Rent/Lease Expenses	5,675,490.00
Membership Dues and Contributions to Organizations	145,000.00
Subscription Expenses	2,412,000.00
Other Maintenance and Operating Expenses	2,000,000.00
<b>Total Maintenance and Other Operating Expenses</b>	<b><u>732,189,140.00</u></b>
<b>Total Current Operating Expenditures</b>	<b><u>1,103,941,820.00</u></b>
<b>Capital Outlays</b>	
Buildings and Other Structures	910,000,000.00
Machinery and Equipment	1,124,000.00
Transportation Equipment	34,200,000.00
Furniture, Fixtures and Books	120,000.00
<b>Total Capital Outlays</b>	<b><u>945,444,000.00</u></b>
<b>TOTAL APPROPRIATIONS</b>	<b><u>2,049,385,820.00</u></b>

## XII. MINISTRY OF THE INTERIOR AND LOCAL GOVERNMENT

### ORGANIZATIONAL OUTCOMES

#### MANDATE

The Ministry of the Interior and Local Government shall exercise general supervision over the constituent local governments units of the Bangsamoro Government, and ensure public safety and disaster preparedness, local autonomy, decentralization, and community empowerment.

#### ENHANCED PRIORITY AGENDA

A Stronger BARMM Bureaucracy. Evolve a strong, responsive, and relevant BARMM bureaucracy through the enactment of the remaining priority codes and legislation. Promote good governance by enhancing enabling policies that impel transparency, accountability, and improvement of overall public financial management. Ensure horizontal and vertical alignment and integration of development plans at the national, regional, and local levels. Enhance capacity development support and develop an incentive scheme to encourage full functionality of constituent local government units;

Disaster Resilience and Climate-Change Adaptation. Build resilience of communities to human-induced and natural disasters including emerging and re-emerging infectious diseases, and adaptive capacities to climate change by pursuing holistic approach to disaster prevention and mitigation, preparedness, response, recovery, and rehabilitation. Strengthen environment and natural resources protection, conservation, rehabilitation, and management through strict enforcement of laws and the enhancement of socially-cohesive development initiatives; and

Peace, Justice, and Security. Sustain and improve peace, justice, and security across the BARMM through stronger coordination and proactive collaboration with law enforcement agencies, development partners, and other relevant agencies and stakeholders. Operationalize the plural and enhanced justice system under the Bangsamoro Organic Law. Intensify peace building interventions, starting from securing the deliverables and commitments under the Comprehensive Agreement on the Bangsamoro, including the attainment of transitional justice. Support the normalization process for the transitioning combatants, their families, and communities, through stronger cooperation, accountability, complementation, monitoring, and evaluation with the National Government.

#### PERFORMANCE INFORMATION

##### ORGANIZATIONAL OUTCOMES (OOs) / PERFORMANCE INDICATORS (PIs)

##### 2023 TARGETS

#### 1. OPERATION MANAGEMENT SERVICES

##### 1.1. Local Government Supervision Services

###### *Outcome indicator(s):*

1. No. of LGUs with ideal functionality and performance	70 P/C/M 220 Barangays
---	---------------------------

###### *Output indicator(s):*

1. No. of LGUs assessed on the compliance to Basic Service Delivery	124 P/C/M
2. No. of assessed LGUs with 60% and above functionalities	70 P/C/M
3. No. of LGUs assessed and validated on Seal of Good Local Governance	30 P/C/M
4. No. of LGUs provided with Capacity Development Interventions	118 P/C/M 280 Barangays
5. No. of LGUs with CSO members in the Local Special Bodies	30 P/C/M
6. No. of CSOs Engaged with MILG PAPs	20 CSOs
7. No. of LGUs with improved compliance on the 7 elements of LGU/BLGU functionality	65 P/CM 50 Barangays
8. No. of assessed LGUs in Compliance to Child-Friendly Local Governance	50 P/C/M
9. No. of LGU with improved services	70 P/C/M
10. No. of LGUs capacitated in transition to digitalized services	10 LGUs
11. No. of LGUs with SGLG Incentive Fund Project monitored	20 LGUs
12. No. of Non-NTA Barangays provided with financial subsidy	48 Barangays

##### 1.2. Local Government Development Services

###### *Outcome indicator(s):*

1. No. of capacitated LGUs with continuous improvement	70 P/C/M 250 Barangays
2. No. of improved Local Government Fund and Operation Management	35 P/C/M

## XII. MINISTRY OF THE INTERIOR AND LOCAL GOVERNMENT

### *Output indicator(s):*

1. No. of Capacitated Local Solid Waste Management Boards	5P / 1C/ 4M
2. No. of LGUs compliant to the provisions of RA 11032	5 M
3. No. of LGUs with Local Revenue Code subject for Higher Sanggunian approval	5 M
4. No. of LGUs oriented on Tax Mapping	5 M
5. No. of LGUs with Proposal on Local Economic Enterprise	5 P/C/M
6. No. of LGUs capacitated on CDP+	5 P/C/M
7. No. of LGUs capacitated on Institutionalizing the SLPBC	5 P/C/M
8. No. of LGUs Provided with Fund Support to Health/ Nutrition Sensitive Programs	5 P/C/M
9. No. of BLGUs with capacitated SK Officials	100 Barangays
10. No. of Water Desalination Plant (10K Hydra) Constructed	10
11. No. of Municipal Hall Constructed	5
12. No. of Barangay Hall Constructed	100

### **1.3 Oversight Incentives and Awards Projects (Local Government Incentives and Awards)**

#### *Outcome indicator(s):*

1. No. of LGUs conferred with recognition for improved governance performance	40 P/C/M
2. No. of BLGUs conferred with recognition for improved governance performance	81 Barangays

#### *Output indicator(s):*

1. No. of Local Leaders recognized and awarded for Salamat Excellence Award for Leadership (SEAL)	10 Awardees
2. No. of Barangay Lupon conferred with Lupon Tagapayapa Incentive Awards (LTIA)	35 Awardees
3. No. of LGAIP awarded LGUs with sustained and replicable innovative practices	5 LGU Practices
4. No. of barangays conferred with Seal of Good Local Governance for Barangays (SGLGB)	40 Barangays
5. No. of barangays conferred with Search for Model Barangay (SMB)	6 Barangays

## **2. INTERIOR AFFAIRS SERVICES**

### **2.1. Public Order and Safety Services**

#### *Outcome indicator(s):*

1. No. of LGUs with improved Peace and Order	30 P/C/M
--	----------

#### *Output indicator(s):*

1. No. of LGUs assisted/capacitated to achieve high to moderate functionality of POC and ADAC	30
2. No. of harmonized and assisted local reformation and reintegration programs	4 Programs
3. No. of empowered local government on ending local armed conflict	30 LGUs
4. No. of awareness building activities on community resilience	4 IEC Campaign ( 3 Fora/Summit and 1 IEC distribution)
5. No. of utility vehicle in support to MILG Family	1
6. No. of Firetrucks	3

### **2.2. Local Community Preparedness and Resiliency Services**

#### *Outcome indicator(s):*

1. No. of LGUs with improved Disaster Preparedness Capacity	20 P/C/M
---	----------

#### *Output indicator(s):*

1. No. of LGUs assisted/capacitated to achieve updated DRRM Plan	20 P/C/M
2. No. of LGUs with strengthened Local Disaster Risk Reduction and Management Council	20 P/C/M
3. No. of LGUs assisted/capacitated to achieve proper DRRM structure	20 P/C/M

## **3. FIELD OPERATION SERVICES**

### **3.1. Implementation of Ministry's PPAs, on-site coaching, mentoring, technical advise and monitoring services**

#### *Outcome indicator(s):*

1. No. of Functional LGUs	98
---------------------------	----

#### *Output indicator(s):*

1. Percentage of LGUs with Government Center	85%
2. Percentage of LGUs with Working Elected and Appointed officials and functionaries	70%
3. Percentage of LGUs with Functional Special Bodies	80%
4. Percentatge of LGUs with Functional Local Legislative Body	80%

## XII. MINISTRY OF THE INTERIOR AND LOCAL GOVERNMENT

5. Percentage of LGUs with Approved Mandated Plan and Budget	75%
6. Percentage of LGUs with Available, Visible and Accessible Basic Services	50%
7. Percentage of LGUs with Sound Fiscal Management	80%

### 4. SPECIAL GEOGRAPHIC AREA DEVELOPMENT AUTHORITY

*Outcome indicator(s):*

1. Percentage of policies implemented for the mainstreaming of 63 barangays to BARMM system

*Output indicator(s):*

1. Percentage of barangays assisted/capacitated to comply with regional policies	80%
2. Percentage of barangays with access to regional services	90%
3. Percentage of barangay reports submitted on time	100%

### 5. RAPID EMERGENCY ACTION ON DISASTER INCIDENCE SERVICES

*Outcome indicator(s):*

- |  |     |
|--|-----|
| 1. No. of policies, systems, plans, and processes for smooth DRRM established                    | 4   |
| 2. Percentage improved in the performance of the government in responding and managing disasters | 90% |

*Output indicator(s):*

1. No. of DRRM volunteers certified/organized	50
2. Percentage of reported DRR incidents responded within 72 Hours	80%
3. Percentage of local DRRM offices with timely submission of DRR incident reports	60%
4. No. of capacity building/system on Disaster Preparedness conducted	1 Training
5. No. of individuals/clients trained	50
6. No. of beneficiaries served	480,000

### 6. BANGSAMORO LOCAL GOVERNMENT ACADEMY

*Outcome indicator(s):*

- |   |     |
|---|-----|
| 1. Percentage of trainees that achieved the learning outcomes of attended trainings | 90% |
| 2. Percentage of LGUs provided training which achieve learning outcome              | 90% |

*Output indicator(s):*

1. No. of established functional academy for MILG personnel and LGU capacity enhancement	1
2. Percentage of training activities commenced according to initial schedule	80%

## C. SPECIAL PROVISIONS

1. Operation Management Services. The amount of Forty-Eight Million Two Hundred Ten Thousand Pesos (P48,210,000.00) herein appropriated shall be used for Awards, Rewards and Prizes, in conformity with the program guidelines as follows:

(a) Local Government Supervision Services. The amount of One Million Two Hundred Thousand Pesos (P 1,200,000.00) herein appropriated for Awards, Rewards and Prizes shall be used for the implementation of Seal of Good Local Governance for Barangays (SGLGB);

(b) Oversight, Incentives and Awards Services. The amount of Twenty-Five Million Pesos (P 25,000,000.00) herein appropriated for Awards, Rewards and Prizes shall be used for the implementation of Salamat Excellence Award on Leadership (SEAL) for Mayors;

(c) Oversight, Incentives and Awards Services. The amount of One Million Three Hundred Fifty Thousand Pesos (P 1,350,000.00) herein appropriated for Awards, Rewards and Prizes shall be used for the implementation of Lupon Tagapamayapa Incentive Awards (LTIA);

(d) Oversight, Incentives and Awards Services. The amount of Ten Million Six Hundred Sixty Thousand Pesos (P 10,660,000.00) herein appropriated for Awards, Rewards and Prizes shall be used for the implementation of LGU Grant Assistance for Innovative Practices (LGAIP); and

(e) Oversight, Incentives and Awards Services. The amount of Ten Million Pesos (P 10,000,000.00) herein appropriated for Awards, Rewards and Prizes shall be used for the implementation of Search for Model Barangays (SMB).

2. Local Government Development Services. The amount herein appropriated shall be used for the Local Government Development Services, in conformity with the program guidelines as follows:

## XII. MINISTRY OF THE INTERIOR AND LOCAL GOVERNMENT

(a) The amount of One Hundred Fifty Million Pesos (P150,000,000.00) herein appropriated for Buildings and Other Structures under Operation Management Services shall be used exclusively for Construction of Municipal Halls of Local Government Facilities Development Program, subject to the submission of Program Implementation Plan and Guidelines (PIPG) and quarterly status report of implementation to MFBM.

(b) The amount of Five Hundred Fifty Million Pesos (P550,000,000.00) herein appropriated for Buildings and Other Structures under Operation Management Services shall be used exclusively for Construction of Barangay Halls of Local Government Facilities Development Program, subject to the submission of Program Implementation Plan and Guidelines (PIPG) and quarterly status report of implementation to MFBM.

(c) The amount of One Hundred Fifty Million Pesos (P150,000,000.00) herein appropriated for Buildings and Other Structures under Operation Management Services shall be used exclusively for Construction of Water Desalination System (10K Hydra) of Local Government Facilities Development Program, subject to the submission of Program Implementation Plan and Guidelines (PIPG) and quarterly status report of implementation to MFBM.

(d) Support to Barangays without National Tax Allotment (NTA). The amount of Fifty-Seven Million Six Hundred Thousand Pesos (P57,600,000.00) herein appropriated shall be used to support Barangays without NTA, subject to the submission of validated list of beneficiary Barangays without NTA.

3. Tulong ng Gobyernong Nagmamalasakit (TuGoN). Necessary funds for the provision of livelihood and financial assistance for identified 100 former combatants/insurgents as beneficiaries may be taken from the Contingent Fund upon the approval of the Chief Minister.

4. Rapid Emergency Action on Disaster Incidence Services. The amount herein appropriated shall be used for the Rapid Emergency Action on Disaster Incidence Services, in conformity with the program guidelines as follows:

(a) BARM-READi. The amount of Four Hundred One Million Three Hundred Two Thousand Two Hundred Pesos (P401,302,200.00) herein appropriated shall be used exclusively for Supplies and Materials Expenses of BARM-READi for regional preparedness and response when man-made and natural calamities beset the region.

(b) READi Operation. The amount of Sixty Million Pesos (P60,000,000.00) herein appropriated for Buildings and Other Structures under Rapid Emergency Action on Disaster Incidence Services shall be used exclusively for Construction of Provincial Emergency Operation Center of Sulu, Special Geographic Area (SGA), and Lanao del Sur, subject to the submission of Program Implementation Plan and Guidelines (PIPG) and quarterly status report of implementation to MFBM.

5. Reporting and Posting Requirements. The implementing Ministries and Offices shall submit quarterly reports on its financial and physical accomplishments, within thirty (30) days after the end of every quarter, through the following:

- (a) Unified Reporting System (URS) or other electronic means for submission of reports;
- (b) Hardcopy submitted to the MFBM; and
- (c) Implementing Ministry/Office's website.

The implementing Ministries and Offices shall send written notice when said reports have been submitted or posted on its website to the MFBM and other offices where the submission of reports is required under existing laws, rules and regulations. The date of notice to said Ministries and Offices shall be considered the date of compliance with this requirement.

**BANGSAMORO AUTONOMOUS REGION IN MUSLIM MINDANAO**

**XIII. MINISTRY OF ENVIRONMENT, NATURAL RESOURCES AND ENERGY**

For general administration and support, support to operations, and operations as indicated  
hereunder ..... ₱ **666,210,332.00**

Appropriations, by Program (in pesos)

	Current Operating Expenditures			Total
	Personnel Services	Maintenance and Other Operating Expenses	Capital Outlays	
<b>General Administration and Support</b>	<b>32,343,176.00</b>	<b>76,317,391.00</b>	<b>120,000.00</b>	<b>108,780,567.00</b>
<b>Support to Operations</b>	<b>14,181,596.00</b>	<b>17,241,875.00</b>	<b>1,000,000.00</b>	<b>32,423,471.00</b>
<b>Operations</b>	<b>348,366,835.00</b>	<b>145,186,803.00</b>	<b>31,452,656.00</b>	<b>525,006,294.00</b>
General Operations		75,600.00		75,600.00
Land Survey, Disposition and Knowledge Management Program		5,397,722.00	11,825,145.00	17,222,867.00
Environmental Regulation Compliance, Ambient Monitoring and Pollution Control Program		11,472,142.00	17,293,511.00	28,765,653.00
Natural Resources Policy Enforcement, Conservation and Development Program		90,032,992.00	431,500.00	90,464,492.00
Mineral Resources and Geosciences Development Program		11,182,863.00	477,500.00	11,660,363.00
Biodiversity Management, Research and Protected Area Development Program		15,613,284.00	1,425,000.00	17,038,284.00
Energy Management and Development Program		11,412,200.00		11,412,200.00
<b>TOTAL 2023 APPROPRIATIONS</b>	<b>394,891,607.00</b>	<b>238,746,069.00</b>	<b>32,572,656.00</b>	<b>666,210,332.00</b>



**BANGSAMORO AUTONOMOUS REGION IN MUSLIM MINDANAO**

**XIII. MINISTRY OF ENVIRONMENT, NATURAL RESOURCES AND ENERGY**

Appropriations, by Object of Expenditures  
(in pesos)

Current Operating Expenditures	(Cash-based) 2023
 <b>Personnel Services</b>	
Permanent Positions	
Salaries and Wages	273,033,768.00
Total Permanent Positions	<u>273,033,768.00</u>
Other Compensation Common to All :	
Personnel Economic Relief Allowance	17,568,000.00
Representation Allowance	3,264,000.00
Transportation Allowance	3,264,000.00
Clothing and Uniform Allowance	4,392,000.00
Productivity Enhancement Incentives	3,660,000.00
Mid-Year Bonus	22,752,814.00
Year-End Bonus	22,752,814.00
Cash Gift	3,660,000.00
Total Other Compensation Common to All	<u>81,313,628.00</u>
Other Benefits	
Retirement and Life Insurance Premium	32,764,053.00
PAG-IBIG Contributions	878,400.00
Philhealth Contributions	6,023,358.00
Employees Compensation Insurance Premiums	878,400.00
Total Other Benefits	<u>40,544,211.00</u>
<b>Total Personnel Services</b>	<b><u>394,891,607.00</u></b>
 <b>Maintenance and Other Operating Expenses</b>	
Traveling Expenses	43,346,335.00
Training and Scholarship Expenses	9,584,800.00
Supplies and Materials Expenses	25,919,051.00
Utility Expenses	10,080,747.00
Communication Expenses	3,051,153.00
Awards/Rewards, Prizes and Indemnities	1,000,000.00
Survey, Research, Exploration and Development Expenses	3,300,000.00
Extraordinary and Miscellaneous Expenses	1,249,200.00
Professional Services	52,892,887.00
Consultancy Services	2,400,000.00
General Services	18,159,856.00
Repairs and Maintenance	46,827,700.00
Taxes, Insurance Premiums and Other Fees	1,290,000.00
Other Maintenance and Operating Expenses	
Advertising Expenses	3,708,000.00
Printing and Publication Expenses	4,632,000.00
Representation Expenses	7,707,340.00
Rent/Lease Expenses	1,465,000.00
Subscription Expenses	132,000.00
Other Maintenance and Operating Expenses	2,000,000.00
<b>Total Maintenance and Other Operating Expenses</b>	<b><u>238,746,069.00</u></b>
<b>Total Current Operating Expenditures</b>	<b><u>633,637,676.00</u></b>
 <b>Capital Outlays</b>	
Land and Land Improvements	1,075,000.00
Buildings and Other Structures	2,455,645.00
Machinery and Equipment	28,342,011.00
Furniture, Fixtures and Books	700,000.00
<b>Total Capital Outlays</b>	<b><u>32,572,656.00</u></b>
<b>TOTAL APPROPRIATIONS</b>	<b><u>666,210,332.00</u></b>

### XIII. MINISTRY OF ENVIRONMENT, NATURAL RESOURCES AND ENERGY

#### ORGANIZATIONAL OUTCOMES

**MANDATE** The Ministry of Environment, Natural Resources and Energy shall be the primary agency responsible for the exploration, utilization, management, conservation, protection and sustainable development of the region's environment, natural resources and potential energy sources.

**ENHANCED PRIORITY AGENDA** Revenue Generation and Economic Comparative Advantage. Intensify revenue generation through the creation of government-owned and -controlled corporations and other financial institutions, establishment of economic zones, and introduction of other initiatives to encourage investments and maximize the revenue potentials of the BARMM. Boost the economic development in BARMM by capitalizing on its comparative advantage when it comes to the economic potentials of its natural resources, the halal industry, ecotourism, the investment incentives in its existing and prospective economic zones, freeports, and industrial estates, and the development of Islamic banking and finance in the region. Enhance research and development, maximize science and technology, increase public and private partnerships, and endorse business-friendly policies;

Energy Security. Improve energy security through the exploration, development and utilization of energy resources, and improvement of the investment climate for the energy sector to attract private investment and, in the process, generate more jobs, create more revenue sources, and develop human capital in the BARMM; and

Disaster Resilience and Climate-Change Adaptation. Build resilience of communities to human-induced and natural disasters including emerging and re-emerging infectious diseases, and adaptive capacities to climate change by pursuing holistic approach to disaster prevention and mitigation, preparedness, response, recovery, and rehabilitation. Strengthen environment and natural resources protection, conservation, rehabilitation, and management through strict enforcement of laws and the enhancement of socially-cohesive development initiatives.

#### PERFORMANCE INFORMATION

##### ORGANIZATIONAL OUTCOMES (OOS) / PERFORMANCE INDICATORS (PIs)

##### 2023 TARGETS

#### **1. LAND SURVEY, DISPOSITION, RECORDS AND KNOWLEDGE MANAGEMENT PROGRAM**

##### **Sub Program 1: Land Administration and Management System (LAMS)**

###### *Outcome indicator(s):*

1. Percentage of land related data captured, stored, analyzed and information generated	16.67%
---	--------

###### *Output indicator(s):*

1. No. of land related data inventoried, sorted and groomed	11,574
2. No. of land related data scanned	118,523
3. No. of land records encoded	50,494
4. No. of land data generated	50,494

##### **Sub Program 2: Inspection, Verification and Approval of all types of Survey (IVAS)**

###### *Outcome indicator(s):*

1. Increased percentage of land surveys inspected, verified and approved	15.85%
--	--------

###### *Output indicator(s):*

1. No. of land area in hectares inspected, verified and approved	3,000
--	-------

##### **Sub Program 3: Land Records Management for BARMM, Cotabato City and 63 Special Geographic Areas**

### XIII. MINISTRY OF ENVIRONMENT, NATURAL RESOURCES AND ENERGY

*Outcome indicator(s):*

1. Percentage of land records managed and digitized 16.67%

*Output indicator(s):*

1. No. of system maintained and functional 1  
 2. No. of land-related applications received, tracked and issued/approved according to prescribed timelines 477  
 3. No. of land records (per sheet) for Cotabato City and 63 Barangays reproduced 45,245

#### 2. ENVIRONMENTAL REGULATION COMPLIANCE, AMBIENT MONITORING AND POLLUTION CONTROL PROGRAM

##### Sub Program 1: Environmental Regulation Compliance

*Outcome indicator(s):*

1. Percentage of industries permit and clearances compliance monitored 5% increase from 2020 permits released  
 2. Percentage increase of revenue collection from BARMM environmental permits 5% increase from 2021 revenue collection

*Output indicator(s):*

1. No. of clearances (ECC and CNC) issued 120  
 2. No. of Permit to Operate (PTO) issued 48  
 3. No. of Wastewater Discharge Permit (WDP) issued 20  
 4. No. of Certificate of Accreditation approved 65  
 5. No. of industries registered (Hazardous Waste Generators) 6  
 6. No. of plans approved 10  
 7. No. of Permit to Transport (PTT) issued 21  
 8. No. of approved contract 1

##### Sub Program 2: Ambient Air and Water Baseline and Monitoring

*Outcome indicator(s):*

1. Ambient air and water quality in BARMM improved/maintained 1 waterbody classified, 1 Air Quality Monitoring established

*Output indicator(s):*

1. No. of Monitoring Station established 1  
 2. No. of waterbodies classified 1

##### Sub Program 3: Pollution Control and Compliance Monitoring

*Outcome indicator(s):*

1. Percentage compliance of firms/establishment to all environmental laws 100%

*Output indicator(s):*

1. No. of firms monitored and complied with ECC conditions 75  
 2. No. of firms monitored and complied with Clean Air Act 150  
 3. No. of firms monitored and complied with Clean Water Act 150  
 4. No. of firms monitored and complied with RA 6969 150  
 5. No. of Observe Emission and Ambient Testing of accredited third party 4  
 6. No. of Survey Firms with Polychlorinated Biphenyl (PCB) owners not registered 1  
 7. No. of recommendation for Notice of Violation issued 20

##### Sub Program 4: Solid Waste Management

*Outcome indicator(s):*

1. Percentage of LGUs provided with technical assistance on the Ecological Solid Waste Management Act 19%

*Output indicator(s):*

1. No. of technical assistance provided to the LGUs 23  
 2. No. of sites assessed of proposed Sanitary Landfill Facilities (SLF) 4  
 3. No. of Solid Waste Management (SWM) Plan monitored 44  
 4. No. of open dumpsite closed and rehabilitated monitored 10

### XIII. MINISTRY OF ENVIRONMENT, NATURAL RESOURCES AND ENERGY

5. No. of monitored and assessed Material Recovery Facility (MRFs) and MRFs with composting facility	40
6. No. of monitored Residual Containment Area (RCA)	20
7. No. of Sanitary Landfill Facilities (SLF) monitored	10
8. No. of ecofriendly school	5
9. No. of search for eco-friendly LGUs and BLGUs conducted	5

#### Sub Program 5: Climate Change

##### Outcome indicator(s):

1. Baseline data on GHG emission established	1 GHG inventory released (entry level)
--	--

##### Output indicator(s):

1. No. of trainings and meetings conducted	1
2. No. of GHG Reports released	1

#### Sub Program 6: Annual Brown Environment Report

##### Outcome indicator(s):

1. Increased awareness on environmental protection and pollution control	1 Annual Brown Environment Report released
--	--

##### Output indicator(s):

1. No. of copies for Brown Environment Report released	1,000
--	-------

### 3. NATURAL RESOURCES POLICY ENFORCEMENT, CONSERVATION AND DEVELOPMENT PROGRAM

#### Sub Program 1: Policy Formulation and Development Program

##### Outcome indicator(s):

1. Percentage of responsive, effective and inclusive policy and guidelines related to forestry localized and enforced	33%
---	-----

##### Output indicator(s):

1. No. of bill formulated related to forestry	1
2. No. of Forestry Guidelines formulated	2

#### Sub Program 2: Forest Protection and Law Enforcement Program

##### Outcome indicator(s):

1. Percentage increased of municipalities illegal logging hotspot neutralized	16%
2. 688,051.72 hectares forest land protected against fire, poaching, pest and diseases, etc.	100%
3. Percentage of apprehended illegally transported forest products in BARMM	16.67%
4. Increased no. of permits/licenses/clearances issued according to prescribe timelines	100%
5. Percentage of forest products monitoring check/choke points established	20%
6. Percentage of Forest Management Interactive Monitoring System Establishment	16%
7. Percentage of BARMM municipalities assisted on Forest Land Used Plan formulation	10%

##### Output indicator(s):

1. No. of municipalities of illegal logging hotspot neutralized	10
2. No. of forestland protected against fire, pest, and diseases, etc.	1
3. No. of illegal transported forest products apprehended	2,000
4. No. of permits/licenses/clearances issued	25
5. No. of established monitoring check/choke points	5
6. Established Interactive Monitoring System	16%
7. No. of legitimized and approved FLUP	1

#### Sub Program 3: Conservation and Management Program

##### Sub Program 3.1: Integrated Bangsamoro Greening Program (IBGP)

##### Outcome indicator(s):

1. Percentage of hectares reforested and rehabilitated	2% of Baseline (159,159 has. baseline)
--	--

### XIII. MINISTRY OF ENVIRONMENT, NATURAL RESOURCES AND ENERGY

*Output indicator(s):*

1. No. of hectares of open and denuded forestland reforested	2,410
2. No. of hectares of forestland rehabilitated	760
3. No. of hectares of planted area maintained and protected	1,080

**Sub Program 3.2: Kayud Ka Bangsamoro Convergence Program**

*Output indicator(s):*

1. No. of forest areas monitored	15
2. No. of workshop/seminar/meetings attended	25

**Sub Program 4: Social Forestry Activities**

*Output indicator(s):*

1. No. of IEC materials developed	3
2. No. of documentations packaged	1

**4. MINERAL RESOURCES AND GEOSCIENCES DEVELOPMENT PROGRAM**

**Sub Program 1: Mineral Resources Regulatory Program**

*Outcome indicator(s):*

1. Percentage of revenues of BARMM from mineral resources development	50%
2. Monitoring of mining companies complying with laws, rules and regulations conducted	20

*Output indicator(s):*

1. No. of mining permits/contracts monitored	20
2. No. of mining rights/contracts/permits issued/endorsed	120

**Sub Program 2: Geologic Mapping Program**

*Outcome indicator(s):*

1. Percentage of LGUs assisted in the identification of geology and mineral potential	3%
---	----

*Output indicator(s):*

1. No. of BARMM area surveyed for geology and mineral potential	4
---	---

**Sub Program 3: Geological Risk Reduction and Resiliency Program**

*Outcome indicator(s):*

1. Percentage of LGUs provided with geohazard susceptibility data and vulnerability and risk assessment data	3%
--	----

*Output indicator(s):*

1. No. of LGUs where geohazard assessment and mapping were conducted	3
2. No. of technical reports and maps of the geohazard and risk assessments furnished to relevant BARMM Ministries	3
3. No. of LGUs where Communication, Education, and Public Awareness on geohazards were conducted	3
4. No. of Geohazard Certificates, Geological Site Scoping/Investigation Reports in relation to their proposed projects/site development provided to the stakeholders	20

**Sub Program 4: Mineral Reservation Program**

*Output indicator(s):*

1. No. of new mineral reservation area assessed/endorsed for declaration	1
--	---

**5. BIODIVERSITY MANAGEMENT, RESEARCH AND PROTECTED AREA DEVELOPMENT PROGRAM**

**Sub Program 1: Biodiversity Management and Regulation Program**

*Outcome indicator(s):*

1. Percentage of wildlife permit, certification and/or clearances acted	100%
2. Percentage of wildlife rescued and rehabilitated	100%

### XIII. MINISTRY OF ENVIRONMENT, NATURAL RESOURCES AND ENERGY

3. Percentage of BARMM areas with wildlife rescue center establishment 100%

*Output indicator(s):*

1. No. of wildlife permit issued	7
2. No. of wildlife rescue and rehabilitated	6
3. No. of wildlife inventoried	1
4. No. of wildlife rescue center established	1

**Sub Program 2: Protected Area Development Management Program**

*Outcome indicator(s):*

1. Percentage of eco-tourism established	100%
2. Percentage of protected area managed and maintained	100%
3. Percentage of inland wetland conserved and monitored	100%

*Output indicator(s):*

1. No. of potential eco-tourism site assessed	1
2. No. of protected area managed, maintained and protected	1
3. No. of inland wetland conserved and monitored	1

**Sub Program 3: Research and Development Program**

*Outcome indicator(s):*

1. Percentage of environmental research studies conducted for policy purposes	100%
---	------

*Output indicator(s):*

1. No. of research studies conducted	4
2. No. of data collected/gathered	8
3. No. of collected data analyzed	8

### 6. ENERGY MANAGEMENT AND DEVELOPMENT PROGRAM

**Sub Program 1: Energy Management and Development Program**

*Outcome indicator(s):*

1. Percentage of policies formulated, adopted, implemented, and monitored	50%
---	-----

*Output indicator(s):*

1. No. of effective and efficient policies formulated	8
2. No. of potential energy resources surveyed and validated	15
3. No. of Energy Sector Institutions capacitated	5
4. No. of technical assistance/evaluation of energy stakeholders conducted	2

**Sub Program 2: Energy Regulatory and Enforcement Program**

*Outcome indicator(s):*

1. Percentage increase of revenue in the energy sector	100% (Php 80,000)
2. Percentage increase of industry players regulated, supervised	100% (14)
3. Percentage increase of services in the energy sector rendered	50% (6)

*Output indicator(s):*

1. No. of certification/permits/accreditations/acknowledgements/endorsements issued	10
2. No. of monitoring activities/inspections conducted	20
3. No. of information, education, communication, and other promotional activities conducted	20
4. No. of coordination meetings conducted	15

### C. SPECIAL PROVISIONS

1. Land Survey, Disposition and Knowledge Management Program. The amount of Seven Million Six Hundred Twenty-Five Thousand Seven Hundred Ninety Pesos (P7,625,790.00) herein appropriated shall be used exclusively for the establishment of Land Administration and Management System (LAMS).

### XIII. MINISTRY OF ENVIRONMENT, NATURAL RESOURCES AND ENERGY

2. Environmental Regulation Compliance, Ambient Monitoring and Pollution Control Program. The amount of One Million Pesos (P1,000,000.00) herein appropriated shall be used exclusively for the Awards, Rewards, and Prizes in support of the *May Pera sa Basura* under the Solid Waste Management Program, subject to the submission of Program Implementation Plan and Guidelines to MFBM.

3. Natural Resources Policy Enforcement, Conservation and Development Program. The amount of Eighty-Three Million Eight Hundred Eighty-Seven Thousand Five Hundred Thirty-Five Pesos (P83,887,535.00) herein appropriated shall be used for Conservation and Management Program, of which the amount of Twenty-One Million Nine Hundred Three Thousand Pesos (P21,903,000.00) shall be used exclusively for Professional Services and Forty-Six Million Forty-Seven Thousand Seven Hundred Pesos (P46,047,700.00) for Repairs and Maintenance - Reforestation Projects, subject to the submission of Program Implementation Plan and Guidelines and quarterly status report of implementation to MFBM.

4. Mineral Resources and Geosciences Development Program. The amount of Two Million Four Hundred Thousand Pesos (P2,400,000.00) herein appropriated shall be used exclusively for the engagement of consultancy services under the Mineral Reservation Program.

5. Biodiversity Management, Research and Protected Area Development Program. The amount of Four Million Six Hundred Seventy-Five Thousand Eight Hundred Pesos (P4,675,800.00) herein appropriated shall be used exclusively for the Assessment and Maintenance of Turtle Island Wildlife Sanctuary, subject to the submission of Program Implementation Plan and Guidelines to MFBM.

6. Energy Management and Development Program. The amount of Two Million Five Hundred Thousand Pesos (P2,500,000.00) herein appropriated shall be used exclusively for the conduct of survey and validation for potential energy resources in the Bangsamoro.

7. Reporting and Posting Requirements. The implementing Ministries and Offices shall submit quarterly reports on its financial and physical accomplishments, within thirty (30) days after the end of every quarter, through the following:

- (a) Unified Reporting System (URS) or other electronic means for submission of reports;
- (b) Hardcopy submitted to the MFBM; and
- (c) Implementing Ministry/Office's website.

The implementing Ministries and Offices shall send written notice when said reports have been submitted or posted on its website to the MFBM and other offices where the submission of reports is required under existing laws, rules and regulations. The date of notice to said Ministries and Offices shall be considered the date of compliance with this requirement.

BANGSAMORO AUTONOMOUS REGION IN MUSLIM MINDANAO

XIV. MINISTRY OF HUMAN SETTLEMENTS AND DEVELOPMENT

For general administration and support, support to operations, and operations as indicated  
hereunder .....

₱ **214,280,347.00**

Appropriations, by Program (in pesos)

Current Operating Expenditures

	Personnel Services	Maintenance and Other Operating Expenses	Capital Outlays	Total
<b>General Administration and Support</b>	<b>22,898,527.00</b>	<b>38,397,850.00</b>	<b>3,244,500.00</b>	<b>64,540,877.00</b>
<b>Support to Operations</b>	<b>29,200,705.00</b>	<b>9,220,510.00</b>		<b>38,421,215.00</b>
<b>Operations</b>	<b>23,770,805.00</b>	<b>25,725,400.00</b>	<b>61,822,050.00</b>	<b>111,318,255.00</b>
Housing and Human Settlement Development Program	23,770,805.00	15,602,000.00	61,822,050.00	101,194,855.00
Housing Regulation and Land Use Program		7,387,400.00		7,387,400.00
Other Regulatory Services		2,736,000.00		2,736,000.00
<b>TOTAL 2023 APPROPRIATIONS</b>	<b>75,870,037.00</b>	<b>73,343,760.00</b>	<b>65,066,550.00</b>	<b>214,280,347.00</b>



**BANGSAMORO AUTONOMOUS REGION IN MUSLIM MINDANAO**

**XIV. MINISTRY OF HUMAN SETTLEMENTS AND DEVELOPMENT**

Appropriations, by Object of Expenditures  
(in pesos)

Current Operating Expenditures	(Cash-based) 2023
<b>Personnel Services</b>	
Civilian Personnel	
Permanent Positions	
Salaries and Wages	53,319,192.00
Total Permanent Positions	<u>53,319,192.00</u>
Other Compensation Common to All :	
Personnel Economic Relief Allowance	2,328,000.00
Representation Allowance	1,002,000.00
Transportation Allowance	1,002,000.00
Clothing and Uniform Allowance	582,000.00
Productivity Enhancement Incentives	485,000.00
Mid-Year Bonus	4,443,266.00
Year-End Bonus	4,443,266.00
Cash Gift	485,000.00
Total Other Compensation Common to All	<u>14,770,532.00</u>
Other Benefits	
Retirement and Life Insurance Premiums	6,398,304.00
PAG-IBIG Contributions	116,400.00
Philhealth Contributions	1,149,209.00
Employees Compensation Insurance Premiums	116,400.00
Total Other Benefits	<u>7,780,313.00</u>
<b>Total Personnel Services</b>	<u><b>75,870,037.00</b></u>
<b>Maintenance and Other Operating Expenses</b>	
Traveling Expenses	12,787,800.00
Training and Scholarship Expenses	10,615,400.00
Supplies and Materials Expenses	3,689,284.00
Utility Expenses	1,363,380.00
Communication Expenses	1,872,540.00
Survey, Research, Exploration and Development Expenses	5,738,000.00
Extraordinary and Miscellaneous Expenses	586,800.00
Professional Services	8,701,932.00
Consultancy Services	10,000,000.00
General Services	6,537,024.00
Repairs and Maintenance	1,980,000.00
Taxes, Insurance Premiums and Other Fees	420,000.00
Other Maintenance and Operating Expenses	
Advertising Expenses	1,396,000.00
Printing and Publication Expenses	1,236,000.00
Representation Expenses	2,570,400.00
Transportation and Delivery Expenses	247,200.00
Rent/Lease Expenses	2,400,000.00
Membership Dues and Contributions to Organization	70,000.00
Subscription Expenses	132,000.00
Other Maintenance and Operating Expenses	1,000,000.00
<b>Total Maintenance and Other Operating Expenses</b>	<u><b>73,343,760.00</b></u>
<b>Total Current Operating Expenditures</b>	<u><b>149,213,797.00</b></u>

XIV. MINISTRY OF HUMAN SETTLEMENTS AND DEVELOPMENT

**Capital Outlays**

Land Improvements	61,822,050.00
Machinery and Equipment	1,344,500.00
Transportation Equipment	1,900,000.00

**Total Capital Outlays** 65,066,550.00

**TOTAL APPROPRIATIONS** 214,280,347.00

**XIV. MINISTRY OF HUMAN SETTLEMENTS AND DEVELOPMENT**

**ORGANIZATIONAL OUTCOMES**

**MANDATE** The Ministry of Human Settlements and Development shall act as the primary agency for the management of housing, human settlement, and urban development in the Bangsamoro Autonomous Region. It shall be the main planning and policy-making, regulatory, program coordination, and performance monitoring entity for all housing, human settlements, and urban development concerns. It shall develop and adopt a regional strategy to immediately address the provision of adequate and affordable housing to all inhabitants in the Bangsamoro Autonomous Region.

**ENHANCED PRIORITY AGENDA** Investment in Transportation, Communications, and Other Strategic Infrastructure. Develop a system of reliable and resilient infrastructure for land, sea, and air transportation, communications, commercial, social, industrial, environmental and other strategic infrastructure, to spur economic growth in the BARMM.

**PERFORMANCE INFORMATION**

**ORGANIZATIONAL OUTCOMES (OOs) / PERFORMANCE INDICATORS (PIs) 2023 TARGETS**

**1. HOUSING AND HUMAN SETTLEMENTS DEVELOPMENT PROGRAM**

*Outcome indicator(s):*

1. Percentage increase of households awarded with housing units 0.16%

*Output indicator(s):*

1. No. of project sites of housing resettlement project improved	9
2. No. of land survey and exploration and site development conducted	8
3. No. of beneficiaries profiled	450
4. No. of beneficiaries validated	450
5. No. of beneficiaries awarded	450
6. No. of community assemblies conducted	6
7. No. of HOA members capacitated	300
8. No. of evidence-based market study formulated through consultancy	5

**2. HOUSING REGULATION AND LAND USE PROGRAM**

*Outcome indicator(s):*

1. Percentage of LGUs empowered to formulate, update and review their risk sensitive CLUP/ZO	40%
2. CLUP and PDPFP review capacity of PLUC/ RLUC	40%

*Output indicator(s):*

1. No. of LGUs trained on the formulation of Risk-Sensitive CLUP/ZO (Cluster Approach)	3
2. No. of LGUs trained on the formulation of Risk-Sensitive CLUP/ZO (Individual Approach)	9
3. No. of LGUs trained on updating and revision of their approved CLUP/ZO	3
4. No. of CLUP/ZO monitored, evaluated and reviewed	4
5. No. of LGUs oriented and trained on devolved functions to LGU in the implementation and enactment of CLUP and ZO (Cluster Approach)	2
6. No. of trainings on the review and approval process of CLUP/ZO for PLUC members	2

**3. POLICY AND OTHER REGULATORY PROGRAM**

*Outcome indicator(s):*

1. Percentage of approved Locational Clearances issued by projects	72%
2. Percentage of approved HOA registration and occupancy permits	15%
3. Percentage of processed and approved subdivision and condominium projects, farm lots, memorial parks and columbaria registered and licensed	15%
4. Percentage of stakeholders who rated the policy publications, issuances, and processes as satisfactory or better	80%

#### XIV. MINISTRY OF HUMAN SETTLEMENTS AND DEVELOPMENT

*Output indicator(s):*

1. No. of applications on Locational Clearances issued by project within the prescribed time	8
2. No. of HOA applications for registration approved and registered within the prescribed time	1
3. No. of subdivision and condominium projects, farm lots, memorial parks and columbaria application registered and licensed within the prescribed time	1
4. No. of events conducted	1
5. No. of policy papers or issuances drafted and disseminated	1
6. No. of coordination meetings conducted	3

#### C. SPECIAL PROVISIONS

1. Housing and Human Settlement Development Program. The amount of Sixty-One Million Eight Hundred Twenty-Two Thousand and Fifty Pesos (P 61,822,050.00) under Capital Outlay and Four Million Pesos (P4,000,000) under Maintenance and Other Operating Expenses herein appropriated shall be used exclusively for Land Improvements on the implemented housing projects and Land Survey, respectively, subject to the submission of Common Engineering Documents and Program Implementation Plan and Guidelines.

2. Housing and Human Settlement Plan. The amount of Ten Million Pesos (P10,000,000.00) herein appropriated shall be used exclusively for the procurement of consulting services for the formulation of BARMM Housing and Human Settlement Plan to address the housing concerns in the BARMM and shall coordinate with the Office of the Chief Minister, Bangsamoro Planning and Development Authority, and Ministry of Public Works.

3. Reporting and Posting Requirements. The implementing Ministries and Offices shall submit quarterly reports on its financial and physical accomplishments, within thirty (30) days after the end of every quarter, through the following:

- (a) Unified Reporting System (URS) or other electronic means for submission of reports;
- (b) Hardcopy submitted to the MFBM; and
- (c) Implementing Ministry/Office's website.

The implementing Ministries and Offices shall send written notice when said reports have been submitted or posted on its website to the MFBM and other offices where the submission of reports is required under existing laws, rules and regulations. The date of notice to said Ministries and Offices shall be considered the date of compliance with this requirement.

**BANGSAMORO AUTONOMOUS REGION IN MUSLIM MINDANAO**

**XV. MINISTRY OF SCIENCE AND TECHNOLOGY**

For general administration and support, support to operations, and operations as indicated  
hereunder .....

₱ **296,548,669.00**

Appropriations, by Program (in pesos)

	Current Operating Expenditures			Total
	Personnel Services	Maintenance and Other Operating Expenses	Capital Outlays	
<b>General Administration and Support</b>	<b>19,481,094.00</b>	<b>34,353,202.00</b>	<b>3,380,000.00</b>	<b>57,214,296.00</b>
<b>Support to Operations</b>	<b>9,075,040.00</b>	<b>7,182,560.00</b>		<b>16,257,600.00</b>
<b>Operations</b>	<b>41,389,186.00</b>	<b>136,162,587.00</b>	<b>45,525,000.00</b>	<b>223,076,773.00</b>
Research and Development		21,123,500.00		21,123,500.00
Science and Technology Services		11,915,847.00	4,500,000.00	16,415,847.00
Science Education, Scholarship & Grants		96,460,140.00	12,000,000.00	108,460,140.00
Bangsamoro Standards and Halal Testing Laboratories		5,567,700.00	17,025,000.00	22,592,700.00
Advance Science and Technology		1,095,400.00	12,000,000.00	13,095,400.00
<b>TOTAL 2023 APPROPRIATIONS</b>	<b>69,945,320.00</b>	<b>177,698,349.00</b>	<b>48,905,000.00</b>	<b>296,548,669.00</b>

**BANGSAMORO AUTONOMOUS REGION IN MUSLIM MINDANAO**

**XV. MINISTRY OF SCIENCE AND TECHNOLOGY**

Appropriations, by Object of Expenditures  
(in pesos)

Current Operating Expenditures	(Cash-based) 2023
<b>Personnel Services</b>	
Civilian Personnel	
Permanent Positions	
Salaries and Wages	49,371,312.00
Total Permanent Positions	<u>49,371,312.00</u>
Other Compensation Common to All :	
Personnel Economic Relief Allowance	2,160,000.00
Representation Allowance	762,000.00
Transportation Allowance	762,000.00
Clothing and Uniform Allowance	540,000.00
Productivity Enhancement Incentives	450,000.00
Mid-Year Bonus	4,114,276.00
Year-End Bonus	4,114,276.00
Cash Gift	450,000.00
Total Other Compensation Common to All	<u>13,352,552.00</u>
Other Benefits	
Retirement and Life Insurance Premiums	5,924,558.00
PAG-IBIG Contributions	108,000.00
Philhealth Contributions	1,080,898.00
Employees Compensation Insurance Premiums	108,000.00
Total Other Benefits	<u>7,221,456.00</u>
<b>Total Personnel Services</b>	<b><u>69,945,320.00</u></b>
<b>Maintenance and Other Operating Expenses</b>	
Traveling Expenses	12,102,012.00
Training and Scholarship Expenses	9,434,945.00
Training and Scholarship Expenses - Scholarship Grants	89,120,000.00
Supplies and Materials Expenses	8,073,273.00
Utility Expenses	2,553,900.00
Communication Expenses	1,795,860.00
Survey, Research, Exploration and Development Expenses	20,000,000.00
Extraordinary and Miscellaneous Expenses	586,800.00
Professional Services	9,193,500.00
General Services	6,537,024.00
Repairs and Maintenance	1,290,000.00
Financial Assistance/Subsidy	6,026,876.00
Taxes, Insurance Premiums and Other Fees	520,000.00
Other Maintenance and Operating Expenses	
Advertising Expenses	1,746,000.00
Printing and Publication Expenses	1,316,000.00
Representation Expenses	4,005,159.00
Transportation and Delivery Expenses	360,000.00
Rent/Lease Expenses	1,820,000.00
Membership Dues and Contributions to Organizations	85,000.00
Subscription Expenses	132,000.00
Other Maintenance and Operating Expenses	1,000,000.00
<b>Total Maintenance and Other Operating Expenses</b>	<b><u>177,698,349.00</u></b>
<b>Total Current Operating Expenditures</b>	<b><u>247,643,669.00</u></b>
<b>Capital Outlays</b>	
Buildings and Other Structures	3,000,000.00
Machinery and Equipment	45,785,000.00
Furniture, Fixtures and Books	120,000.00
<b>Total Capital Outlays</b>	<b><u>48,905,000.00</u></b>
<b>TOTAL APPROPRIATIONS</b>	<b><u>296,548,669.00</u></b>

## XV. MINISTRY OF SCIENCE AND TECHNOLOGY

### ORGANIZATIONAL OUTCOMES

#### MANDATE

The Ministry of Science and Technology, pursuant to Section IX, Article IX of RA 11054 is mandated to set the direction and leadership in science, research, inventions, technology education, and their development, and ensure the full and effective participation of all sectors in the planning, programming, coordination and implementation of scientific and technological researches.

#### ENHANCED PRIORITY AGENDA

Digital Infrastructure and E-governance. Build the needed digital infrastructure allowing for improved availability and accessibility of a digitized government, enhanced data privacy and security, and enhanced e-governance framework across the BARMM;

Revenue Generation and Economic Comparative Advantage. Intensify revenue generation through the creation of government-owned and -controlled corporations and other financial institutions, establishment of economic zones, and introduction of other initiatives to encourage investments and maximize the revenue potentials of the BARMM. Boost the economic development in BARMM by capitalizing on its comparative advantage when it comes to the economic potentials of its natural resources, the halal industry, ecotourism, the investment incentives in its existing and prospective economic zones, freeports, and industrial estates, and the development of Islamic banking and finance in the region. Enhance research and development, maximize science and technology, increase public and private partnerships, and endorse business-friendly policies;

Agri-fishery Productivity and Food Security. Promote socio-economic development, facilitate poverty alleviation, and strengthen regional food security by improving production in the agri-fishery sector and promoting value chain. Develop and implement responsive policies and innovative convergence programs that increase access to needed capital, resources, training, facilities, and equipment by farmers and fisherfolks, as well as connect their produce and harvest to a bigger market;

Disaster Resilience and Climate-Change Adaptation. Build resilience of communities to human-induced and natural disasters including emerging and re-emerging infectious diseases, and adaptive capacities to climate change by pursuing holistic approach to disaster prevention and mitigation, preparedness, response, recovery, and rehabilitation. Strengthen environment and natural resources protection, conservation, rehabilitation, and management through strict enforcement of laws and the enhancement of socially-cohesive development initiatives; and

Quality and Holistic Education. Improve access to quality and holistic education through the strengthening of the education system including the madaris system by investing in human resource development, skills training, and learning continuity programs, and advancing science, technology, and innovation.

#### PERFORMANCE INFORMATION

##### ORGANIZATIONAL OUTCOMES (OOs) / PERFORMANCE INDICATORS (PIs)

##### 2023 TARGETS

#### 1. RESEARCH AND DEVELOPMENT (R&D)

##### 1.1 Bangsamoro Access To Step-Up Research (BANGSAMORO-AsSURE).

###### *Outcome indicator(s):*

1. Increased number of Researchers, Engineers, Inventors (REIs), RDIs, SUCs, HEIs access to R&D resources, policy support to R&D and researches.

###### *Output indicator(s):*

- |  |   |
|--|---|
| 1. No. of RDIs, SUCs, HEIs that accessed the MOST Research and Development project | 8 |
| 2. No. of generated policy support for R&D   | 1 |
| 3. No. of Research Consortia organized   | 1 |
| 4. No. of Research Consortia operationalized                                       | 1 |

## XV. MINISTRY OF SCIENCE AND TECHNOLOGY

### 1.2 Accelerating Bangsamoro Technology Innovation (ABANTI)

*Outcome indicator(s):*

1. Increased R&D resources responsive to BARMM needs.

*Output indicator(s):*

1. No. of proposals for Research and Development Institute establishment crafted 1
2. No. of proposals for Technology Hub establishment crafted 1

### 2. SCIENCE AND TECHNOLOGY SERVICES (STS)

#### 2.1 Bangsamoro Empowerment thru Science and Technology (BEST)

*Outcome indicator(s):*

1. Increased access to technology application and utilization.

*Output indicator(s):*

1. No. of MSMEs that accessed food transformation for health and nutrition projects 1
2. No. of MSMEs that accessed S&T livelihood projects 21

#### 2.2. Technology Transfer and Commercialization Program (TTCP)

*Outcome indicator(s):*

1. Improved access to product commercialization.

*Output indicator(s):*

1. No. of MSMEs that applied and underwent Technology Needs Assessment (TNA) 14
2. No. of MSMEs that accessed Technology Training 14
3. No. of MSMEs that received technology assistance 14
4. No. of MSMEs upgraded through product development. 14

#### 2.3 Nurturing Expertise on Technological Work and Opportunities on Relevant Knowledge and Skills (NETWORKS)

*Outcome indicator(s):*

1. Improved access to experts on Product and Technological Innovation.

*Output indicator(s):*

1. No. of MSMEs that accessed Food Safety training from S&T experts 10
2. No. of MSMEs that accessed Halal compliance training from S&T experts 10
3. No. Nationally Funded Projects operationalized 4

#### 2.4 Technology Information Promotion Program (TIPP)

*Outcome indicator(s):*

1. Improved S&T promotion and adoption.

*Output indicator(s):*

1. No. of S&T promotional initiative conducted 7
2. No. of technology fora conducted 7

### 3. SCIENCE EDUCATION, SCHOLARSHIP AND GRANTS (SESG)

#### 3.1 S and T Capacity Building Program

*Outcome indicator(s):*

1. Improved capacity of S&T personnel and facilities.

*Output indicator(s):*

1. No. of STEM teachers that accessed the capacity building project 50
2. No. of capacity development for STEM teachers provided 2
3. No. of schools provided with Laboratory Equipment/Apparatus 30
4. No. of institutions that accessed the STARBOOKS project 50



## XV. MINISTRY OF SCIENCE AND TECHNOLOGY

### 3.2 S &T Education Grants

*Outcome indicator(s):*

1. Increased competitive S &T personnel in BARMM region.

*Output indicator(s):*

1. No. of BASE grantees/awardees supported 714
2. No. of BASE-Merit grantees/awardees supported 300

### 4. BANGSAMORO STANDARDS AND HALAL TESTING LABORATORIES

#### 4.1 Testing and Calibration Services (TACS)

*Outcome indicator(s):*

1. Improved access to standard testing/calibration services and laboratory facilities for product competitiveness.

*Output indicator(s):*

1. No. of accreditations and certifications acquired/maintained/sustained 7
2. No. of proficiency tests participated in 6
3. No. of equipment calibrated 50
4. No. of customers served 56
5. No. of samples received 121
6. No. of testing services conducted 418
7. No. of sample referral 8
8. Amount of fees collected (Php) 285,000
9. Value of assistance provided (Php) 33,000
10. No. of shelf-life lab established 1
11. No. of enhanced facilities 1
12. No. of approved PAB signatories 4
13. No. of engagements conducted 4
14. No. of promotional activities conducted 4

### 5. ADVANCE SCIENCE AND TECHNOLOGY

#### 5.1 Hydrometeorological and Climate Change Management (HyCCMa)

*Outcome indicator(s):*

1. Improved advance technology development and utilization that will harness government services and community resiliency.

*Output indicator(s):*

1. No. of Early Warning Stations updated and utilized for data generation 58
2. No. of Early Warning Stations repaired, maintained and utilized for disaster prevention and mitigation 58
3. No. of EWS installed 40

#### 5.2. Knowledge and Technology Management (KaTeM)

*Outcome indicator(s):*

1. Developed S&T experts that are highly specialized on Advance Science and Technology.

*Output indicator(s):*

1. No. of S&T personnel that underwent benchmarking and S&T exposures 2
2. No. of S&T personnel that accessed Capacity Building on Advance Science and Technology 10

### C. SPECIAL PROVISIONS

1. Research and Development. The amount of Twenty Million Pesos (P20,000,000.00) herein appropriated shall be used exclusively for Research and Development, subject to the submission of Program Implementation Plan and Guidelines and a list of researches to be funded to MFBM.

## XV. MINISTRY OF SCIENCE AND TECHNOLOGY

2. Technology Transfer and Commercialization Program (TTCP). The amount of Four Million Five Hundred Thousand Pesos (₱4,500,000.00) herein appropriated as Capital Outlay shall be used exclusively for the procurement of processing, packaging, and labelling equipment for TTCP, and shall only be spent on high quality equipment/items, subject to the submission of procurement plan and quarterly status report of implementation to MFBM.

3. Science Education, Scholarship and Grants Program. The amounts of Three Million Pesos (₱3,000,000.00) and Nine Million Pesos (₱9,000,000.00) herein appropriated under Capital Outlay shall be used for the procurement of machineries and equipment for STARBOOKS and Laboratory Apparatus, respectively, subject to the submission of Program Implementation plan and Guidelines to MFBM.

4. Bangsamoro Assistance for Science Education. The amount of Eighty-Nine Million One Hundred Twenty Thousand Pesos (₱89,120,000.00) herein appropriated shall be released subject to submission of Program Implementation Plan and Guidelines, List of Scholars, and quarterly status report of implementation to MFBM.

BASE Overseas Scholarship Program. The ministry shall also formulate standards for the scholarship abroad of qualified individuals in highly specialized fields of study, and shall submit an Implementation Plan for the BASE Overseas Scholarship.

5. Bangsamoro Standards and Halal Testing Laboratories. The amount of Seventeen Million Twenty-Five Thousand Pesos (₱17,025,000.00) herein appropriated shall be used exclusively for the procurement of machineries and equipment for the Physico-Chemistry Laboratory, Microbiology Laboratory, Metrology Laboratory, and Halal Verification Laboratory subject to the submission of status report of implementation to MFBM.

6. Advance Science and Technology. The amount of Twelve Million Pesos (₱12,000,000.00) herein appropriated shall be used for the procurement of machineries and equipment for Disaster Risk and Reduction and Management.

7. Reporting and Posting Requirements. The implementing Ministries and Offices shall submit quarterly reports on its financial and physical accomplishments, within thirty (30) days after the end of every quarter, through the following:

- (a) Unified Reporting System (URS) or other electronic means for submission of reports;
- (b) Hardcopy submitted to the MFBM; and
- (c) Implementing Ministry/Office's website.

The implementing Ministries and Offices shall send written notice when said reports have been submitted or posted on its website to the MFBM and other offices where the submission of reports is required under existing laws, rules and regulations. The date of notice to said Ministries and Offices shall be considered the date of compliance with this requirement.

BANGSAMORO AUTONOMOUS REGION IN MUSLIM MINDANAO

XVI. MINISTRY OF AGRICULTURE, FISHERIES AND AGRARIAN REFORM

For general administration and support, support to operations, and operations as indicated  
 hereunder ..... ₱ **1,518,736,942.00**

Appropriations, by Program (in pesos)

	Current Operating Expenditures			Total
	Personnel Services	Maintenance and Other Operating Expenses	Capital Outlays	
<b>General Administration and Support</b>	<b>35,595,386.00</b>	<b>108,238,429.00</b>	<b>1,782,800.00</b>	<b>145,616,615.00</b>
<b>Support to Operations</b>	<b>46,825,669.00</b>	<b>67,274,500.00</b>	<b>27,842,000.00</b>	<b>141,942,169.00</b>
<b>Operations</b>	<b>614,921,348.00</b>	<b>491,891,050.00</b>	<b>124,365,760.00</b>	<b>1,231,178,158.00</b>
General Operation	614,921,348.00			614,921,348.00
Technical Advisory and Support Service Program (BINHI, LUPA & ISDA)		473,740,553.00	69,284,260.00	543,024,813.00
Support to Agri-Fishery Marketing Enterprise Program		10,000,000.00		10,000,000.00
Machinery, Equipment, and Infrastructure Facilities Program		1,903,680.00	55,081,500.00	56,985,180.00
Provision of Legal Assistance to Farmers and Fisherfolks Program		6,246,817.00		6,246,817.00
<b>TOTAL 2023 APPROPRIATIONS</b>	<b>697,342,403.00</b>	<b>667,403,979.00</b>	<b>153,990,560.00</b>	<b>1,518,736,942.00</b>

**BANGSAMORO AUTONOMOUS REGION IN MUSLIM MINDANAO**

**XVI. MINISTRY OF AGRICULTURE, FISHERIES AND AGRARIAN REFORM**

Appropriations, by Object of Expenditures  
(in pesos)

Current Operating Expenditures	(Cash-based) 2023
<b>Personnel Services</b>	
Permanent Positions	
Salaries and Wages	490,293,708.00
Total Permanent Positions	<u>490,293,708.00</u>
Other Compensation Common to All :	
Personnel Economic Relief Allowance	27,768,000.00
Representation Allowance	3,276,000.00
Transportation Allowance	3,276,000.00
Clothing and Uniform Allowance	6,942,000.00
Productivity Enhancement Incentives	5,785,000.00
Mid-Year Bonus	40,857,809.00
Year-End Bonus	40,857,809.00
Cash Gift	5,785,000.00
Total Other Compensation Common to All	<u>134,547,618.00</u>
Other Benefits	
Retirement and Life Insurance Premiums	58,835,245.00
PAG-IBIG Contributions	1,388,400.00
Philhealth Contributions	10,889,032.00
Employees Compensation Insurance Premiums	1,388,400.00
Total Other Benefits	<u>72,501,077.00</u>
<b>Total Personnel Services</b>	<b><u>697,342,403.00</u></b>
<b>Maintenance and Other Operating Expenses</b>	
Traveling Expenses	29,395,137.00
Training and Scholarship Expenses	46,791,670.00
Supplies and Materials Expenses	464,600,935.00
Utility Expenses	16,111,183.00
Communication Expenses	2,978,760.00
Awards/Rewards, Prizes and Indemnities	275,000.00
Survey, Research, Exploration and Development Expenses	26,818,840.00
Extraordinary and Miscellaneous Expenses	2,020,800.00
Professional Services	21,465,870.00
General Services	11,974,584.00
Repairs and Maintenance	3,324,500.00
Financial Assistance/Subsidy	10,000,000.00
Taxes, Insurance Premiums and Other Fees	1,105,000.00
Labor and Wages	720,000.00
Other Maintenance and Operating Expenses	
Advertising Expenses	3,963,000.00
Printing and Publication Expenses	4,602,000.00
Representation Expenses	14,542,700.00
Transportation and Delivery Expenses	2,472,000.00
Rent/Lease Expenses	660,000.00
Membership Dues and Contributions to Organizations	500,000.00
Subscription Expenses	332,000.00
Other Maintenance and Operating Expenses	2,750,000.00
<b>Total Maintenance and Other Operating Expenses</b>	<b><u>667,403,979.00</u></b>
<b>Total Current Operating Expenditures</b>	<b><u>1,364,746,382.00</u></b>
<b>Capital Outlays</b>	
Buildings and Other Structures	26,390,000.00
Biological Assets	7,629,000.00
Machinery and Equipment	94,646,760.00
Furniture, Fixtures and Books	1,082,800.00
Transportation Equipment	24,242,000.00
<b>Total Capital Outlays</b>	<b><u>153,990,560.00</u></b>
<b>TOTAL APPROPRIATIONS</b>	<b><u>1,518,736,942.00</u></b>

## XVI. MINISTRY OF AGRICULTURE, FISHERIES AND AGRARIAN REFORM

### ORGANIZATIONAL OUTCOMES

**MANDATE** The Ministry of Agriculture, Fisheries and Agrarian Reform and its attached agencies and bureaus shall promote sustainable agri-fishery growth and development, and equitable land distribution and tenorial security for the benefit of the landless farmers in the Bangsamoro Autonomous Region.

It shall formulate a policy framework conducive to increase public investments and climate-resilient integrated support services under the direction of the Bangsamoro Government, to make land and water resources profitable to ensure food security through appropriate technologies and intensive promotion of agri-aqua-based enterprises towards the development of farmers and fisherfolks. It shall ensure the availability, adequacy, accessibility, and affordability of food supplies at all times in the Bangsamoro Autonomous Region.

**ENHANCED PRIORITY AGENDA** Agri-fishery Productivity and Food Security. Promote socio-economic development, facilitate poverty alleviation, and strengthen regional food security by improving production in the agri-fishery sector and promoting value chain. Develop and implement responsive policies and innovative convergence programs that increase access to needed capital, resources, training, facilities, and equipment by farmers and fisherfolks, as well as connect their produce and harvest to a bigger market.

#### PERFORMANCE INFORMATION

#### ORGANIZATIONAL OUTCOMES (OOs) / PERFORMANCE INDICATORS (PIs) 2023 TARGETS

##### **1. TECHNICAL ADVISORY AND SUPPORT SERVICE PROGRAM (BINHI, LUPA AND ISDA)**

##### **1.1. LTSP AND PRODUCTION SUPPORT SERVICES**

*Outcome indicator(s):*

- |  |      |
|--|------|
| 1. Percentage increased of small land owners from the total Agrarian Reform Beneficiaries (ARBs) | 0.2% |
| 2. Percentage increased in the area of subdivided Collective CLOA                                | 53%  |

*Output indicator(s):*

- |   |       |
|---|-------|
| 1. No. of hectares distributed                        | 496   |
| 2. No. of ARBs installed                              | 165   |
| 3. Area (has.) of subdivided Collective CLOA          | 3,868 |
| 4. No. of hectares redocumented with individual CLOAs | 291   |

##### **1.2 SUSTAINABLE DEVELOPMENT FOR AGRARIAN REFORM BENEFICIARIES IN THE BANGSAMORO (SDAReBB)**

*Outcome indicator(s):*

- |  |     |
|--|-----|
| 1. Percentage of ARB organization managing profitable enterprise increased | 13% |
| 2. Percentage increased in the Number of ARBO products developed/enhanced  | 9%  |

*Output indicator(s):*

- |   |     |
|---|-----|
| 1. No. of ARBs benefitted from the converge services agri-fishery and agrarian reform related programs/projects | 222 |
| 2. No. of ARBs benefitted from related Climate Resilient Farm Productivity Support Project (CRFPSP)             | 355 |
| 3. No. of ARBOs product developed/enhanced  | 5   |

##### **1.3 PROVISION OF SUPPORT SERVICES TO SMALL LAND OWNER FARMERS AND FISHERFOLK**

*Outcome indicator(s):*

- |  |  |
|--|--|
| 1. Percentage increased in the volume of production of identified major commodities in |  |
|--|--|

## XVI. MINISTRY OF AGRICULTURE, FISHERIES AND AGRARIAN REFORM

the region	30%
2. Percentage of beneficiaries rating the agri-fishery support services delivered to be at least satisfactory	80%
3. Percentage increased of farmers/fisherfolk adopting new technologies to the total number of farmers/fisherfolks trained and new technology	50%
<i>Output indicator(s):</i>	
1. No. of farmers benefited from various farm inputs	124,816
2. No. of fisherfolks benefited from various fisheries inputs	6,492
3. No. of farmers/fisherfolks adopting new technologies to the total number of farmers/fisherfolks trained with new technology generated	940
<b>1.4. MARKETING DEVELOPMENT SERVICES</b>	
<i>Outcome indicator(s):</i>	
1. Percentage of beneficiaries rating the market development services delivered to be at least satisfactory	80%
<i>Output indicator(s):</i>	
1. Farmers, ARBs and Fisherfolk group beneficiaries provided with market development services	346
<b>1.5. EXTENSION SUPPORT, EDUCATION AND TRAINING SERVICES</b>	
<i>Outcome indicator(s):</i>	
1. Adoption rate of beneficiaries extension support, education and training services	80%
<i>Output indicator(s):</i>	
1. No. of farmers trained	2,400
2. No. of fisherfolks trained	2,580
3. No. of ARBs trained	4,266
<b>1.6. FOOD SECURITY CONVERGENCE PROGRAM</b>	
<i>Outcome indicator(s):</i>	
1. Percentage of farmers, ARBs and fisherfolks rating the food security convergence program delivered to be at least satisfactory	80%
<i>Output indicator(s):</i>	
1. No. of converged areas for food security program	88
<b>2. SUPPORT TO AGRI-FISHERY MARKETING ENTERPRISE</b>	
<i>Outcome indicator(s):</i>	
1. Percentage of farmers, ARBs and fisherfolk groups rating the MAFAR Loan for the Enhancement of Necessay Development Strategies (MAFARLENDs) to be at least satisfactory	80%
<i>Output indicator(s):</i>	
1. No. of farmers, ARBs and fisherfolk groups provided with MAFARLENDs support	100
<b>3. MACHINERY, EQUIPMENT, and INFRASTRUCTURE FACILITIES PROGRAM</b>	
<i>Outcome indicator(s):</i>	
1. Percentage of farmers satisfied and benefited in the provision of machinery, equipment, and infrastructure facilities	80%
2. Percentage of fisherfolks satisfied and benefited in the provision of machinery and equipment	80%
<i>Output indicator(s):</i>	
1. No. of farmer groups provided with machinery, equipment, and infrastructure facilities	104
2. No. of fisherfolk groups provided with machinery and equipment	500
<b>4. PROVISION OF LEGAL ASSISTANCE TO FARMERS AND FISHERFOLK PROGRAM</b>	

## XVI. MINISTRY OF AGRICULTURE, FISHERIES AND AGRARIAN REFORM

### *Outcome Indicator(s):*

1. Percentage of farmers, ARBs and fisherfolks rating the provision of legal assistance to be at least satisfactory	80%
---	-----

### *Output indicator(s):*

1. No. of cases processed, resolved or disposed	2,839
---	-------

### C. SPECIAL PROVISIONS

1. Research and Development. The amount of Five Million Pesos (₱ 5,000,000.00) herein appropriated shall be exclusively used for the hatchery development of grouper and abalone industry in Basilan, Sulu and Tawi-tawi Provinces.

2. Technical Advisory and Support Service Program. The total amount of Five Hundred Fifteen Million Eight Hundred Ninety-Five Thousand One Hundred Eighty-Four Pesos (₱515,895,184.00) herein appropriated, subject to the submission of Program Implementation Plan and Guidelines and quarterly status report of implementation to MFBM, shall be used as follows:

2.1 Land Tenure Security Program. The amount of Thirty-Four Million One Hundred Sixty-Six Thousand Five Hundred Ninety Pesos (₱34,166,590) herein appropriated shall be used exclusively for the implementation of the Land Tenure Security Program.

2.2 Sustainable Development for Agrarian Reform Beneficiaries in the Bangsamoro (SDAReBB) Program. The total amount of Thirteen Million Seven Hundred Forty Thousand Three Hundred Fifteen Pesos (₱13,740,315.00) herein appropriated shall be used exclusively for the following:

(a) MAFAR Development and United of Communities for Economic Reform and Sustainability (MAFARDUCERS Program). The amount of Nine Million Six Hundred Six Thousand Three Hundred Fifteen Pesos (₱9,606,315.00) shall be used for the implementation of the MAFARDUCERS Program, subject further to the submission of list of validated beneficiaries; and

(b) Climate Resilient Farm Productivity Support Project (CRFPSP). The amount of Four Million One Hundred Thirty-Four Thousand Pesos (₱4,134,000.00) shall be used to increase the resilience of agricultural communities through the implementation of the Climate Resilient Farm Productivity Support Project (CRFPSP).

2.3 Provision of Support Services to Small Land Owner Farmers and Fisherfolks. The amount of Four Hundred Sixty-Seven Million Nine Hundred Eighty-Eight Thousand Two Hundred Seventy-Nine Pesos (₱467,988,279.00) herein appropriated shall be used exclusively for the implementation of the Provision of Support Services to Small Land Owner Farmers and Fisherfolks Program subject further to the submission of list of validated beneficiaries.

3. Support to Agri-Fishery Marketing Enterprise. The amount of Ten Million Pesos (₱10,000,000.00) herein appropriated shall be used exclusively for the implementation of the Agri-Fishery Marketing Enterprise Program subject to the submission of Program Implementation Plan and Guidelines, list of CSEA-accredited and validated cooperative-beneficiaries, and quarterly status report of implementation to MFBM.

4. Machinery, Equipment, and Infrastructure Facilities Program. The amount of Fifty-Six Million Nine Hundred Eighty-Five Thousand One Hundred Eighty Pesos (₱56,985,180.00) herein appropriated shall be used exclusively for the procurement of Fisheries and Agricultural Machineries and Equipments, and Construction of Infrastructure Facilities subject to the submission of Program Implementation Plan and Guidelines, list of validated beneficiaries, list of beneficiaries previously distributed with Agricultural Machinery and Equipment, and quarterly status report of implementation to MFBM.

Upon completion of the construction of facilities and procurement of machineries and equipment, the MAFAR shall turnover the management thereof to the farmers or fisherfolk organizations concerned, which shall commit to shoulder maintenance and repair costs.

5. Provision of Legal Assistance to Farmers and Fisherfolk Program. The amount of Six Million Two Hundred Forty-Six Thousand Eight Hundred Seventeen Pesos (₱6,246,817.00) herein appropriated shall be used exclusively for the implementation of the Agrarian Justice Delivery Program, subject to the submission of Program Implementation Plan and Guidelines, and quarterly status report of implementation to MFBM.

6. Reporting and Posting Requirements. The implementing Ministries and Offices shall submit quarterly reports on its financial and physical accomplishments, within thirty (30) days after the end of every quarter, through the following:

- (a) Unified Reporting System (URS) or other electronic means for submission of reports;
- (b) Hardcopy submitted to the MFBM; and
- (c) Implementing Ministry/Office's website.

The implementing Ministries and Offices shall send written notice when said reports have been submitted or posted on its website to the MFBM and other offices where the submission of reports is required under existing laws, rules and regulations. The date of notice to said Ministries and Offices shall be considered the date of compliance with this requirement.

**BANGSAMORO AUTONOMOUS REGION IN MUSLIM MINDANAO**

**XVII. MINISTRY OF PUBLIC ORDER AND SAFETY**

For general administration and support, support to operations, and operations as indicated  
hereunder .....

₱ **135,813,144.00**

Appropriations, by Program (in pesos)

	Current Operating Expenditures			Total
	Personnel Services	Maintenance and Other Operating Expenses	Capital Outlays	
<b>General Administration and Support</b>	<b>12,550,213.00</b>	<b>32,226,715.00</b>	<b>341,000.00</b>	<b>45,117,928.00</b>
<b>Support to Operations</b>	<b>10,550,690.00</b>	<b>7,458,560.00</b>		<b>18,009,250.00</b>
<b>Operations</b>	<b>30,074,796.00</b>	<b>41,755,170.00</b>	<b>856,000.00</b>	<b>72,685,966.00</b>
Safe BARMM		5,152,050.00	856,000.00	6,008,050.00
Coordination with Law Enforcement Agencies in the Region (CLEAR)		3,118,220.00		3,118,220.00
Peace Building Initiatives		14,203,500.00		14,203,500.00
Popularization of Bangsamoro Historical Events		4,513,500.00		4,513,500.00
Alternative Dispute Resolution Program		14,767,900.00		14,767,900.00
<b>TOTAL 2023 APPROPRIATIONS</b>	<b>53,175,699.00</b>	<b>81,440,445.00</b>	<b>1,197,000.00</b>	<b>135,813,144.00</b>



**BANGSAMORO AUTONOMOUS REGION IN MUSLIM MINDANAO**

**XVII. MINISTRY OF PUBLIC ORDER AND SAFETY**

Appropriations, by Object of Expenditures  
(in pesos)

Current Operating Expenditures	(Cash-based) 2023
<b>Personnel Services</b>	
Civilian Personnel	
Permanent Positions	
Salaries and Wages	37,452,216.00
Total Permanent Positions	<u>37,452,216.00</u>
Other Compensation Common to All :	
Personnel Economic Relief Allowance	1,704,000.00
Representation Allowance	582,000.00
Transportation Allowance	582,000.00
Clothing and Uniform Allowance	426,000.00
Productivity Enhancement Incentives	355,000.00
Mid-Year Bonus	3,121,018.00
Year-End Bonus	3,121,018.00
Cash Gift	355,000.00
Total Other Compensation Common to All	<u>10,246,036.00</u>
Other Benefits	
Retirement and Life Insurance Premiums	4,494,266.00
PAG-IBIG Contributions	85,200.00
Philhealth Contributions	812,781.00
Employees Compensation Insurance Premiums	85,200.00
Total Other Benefits	<u>5,477,447.00</u>
<b>Total Personnel Services</b>	<b><u>53,175,699.00</u></b>
<b>Maintenance and Other Operating Expenses</b>	
Traveling Expenses	10,067,900.00
Training and Scholarship Expenses	22,815,200.00
Supplies and Materials Expenses	3,851,380.00
Utility Expenses	1,005,321.00
Communication Expenses	1,161,120.00
Awards/Rewards, Prizes and Indemnities	700,000.00
Extraordinary and Miscellaneous Expenses	586,800.00
Professional Services	7,130,300.00
Consultancy Services	3,010,000.00
General Services	6,537,024.00
Repairs and Maintenance	540,000.00
Financial Assistance/Subsidy	12,550,000.00
Taxes, Insurance Premiums and Other Fees	285,000.00
Other Maintenance and Operating Expenses	
Advertising Expenses	1,508,500.00
Printing and Publication Expenses	3,475,000.00
Representation Expenses	2,889,300.00
Transportation and Delivery Expenses	123,600.00
Rent/Lease Expenses	1,947,000.00
Membership Dues and Contributions to Organizations	65,000.00
Subscription Expenses	192,000.00
Other Maintenance and Operating Expenses	1,000,000.00
<b>Total Maintenance and Other Operating Expenses</b>	<b><u>81,440,445.00</u></b>
<b>Total Current Operating Expenditures</b>	<b><u>134,616,144.00</u></b>
<b>Capital Outlays</b>	
Machinery and Equipment	1,137,000.00
Furniture, Fixtures and Books	60,000.00
<b>Total Capital Outlays</b>	<b><u>1,197,000.00</u></b>
<b>TOTAL APPROPRIATIONS</b>	<b><u>135,813,144.00</u></b>

**XVII. MINISTRY OF PUBLIC ORDER AND SAFETY**

**ORGANIZATIONAL OUTCOMES**

**MANDATE** The Ministry of Public Order and Safety (MPOS) shall be responsible for public safety. It shall have coordinative function with offices and agencies that maintain public order and safety in the region, and shall perform functions relating to peace building, reconciliation, and unification of all the peoples of the region.

**ENHANCED PRIORITY AGENDA** Peace, Justice and Security. Sustain and improve peace, justice, and security across the BARMM through stronger coordination and proactive collaboration with law enforcement agencies, development partners, and other relevant agencies and stakeholders. Operationalize the plural and enhanced justice system under the Bangsamoro Organic Law. Intensify peace building interventions, starting from securing the deliverables and commitments under the Comprehensive Agreement on the Bangsamoro, including the attainment of transitional justice. Support the normalization process for the transitioning combatants, their families, and communities, through stronger cooperation, accountability, complementation, monitoring, and evaluation with the National Government.

**PERFORMANCE INFORMATION**

**ORGANIZATIONAL OUTCOMES (OOs) / PERFORMANCE INDICATORS (PIs) 2023 TARGETS**

**1. SAFE BARMM**

*Outcome indicator(s):*

- 1. Public order and safety in BARMM enhanced

**1.1 Community-Driven Safety and Security**

*Output indicator(s):*

- 1. Number of community-driven safety and security activities conducted 24
- 2. Number of Mashuawara Kalilintad activities conducted 24
- 3. Number of reports of public order and safety submitted to proper authorities 12

**1.2 Conflict Management System**

*Output indicator(s):*

- 1. Number of Data Management System (DMS) on public order and safety established 1
- 2. Number of monitoring and assessment on public order and safety issues and challenges conducted 12

**2. COORDINATION WITH LAW ENFORCEMENT AGENCIES IN THE REGION (CLEAR)**

*Outcome indicator(s):*

- 1. Strengthened coordination and proactive collaboration with law enforcement agencies

**2.1 Coordination and Linkages with Security Actors**

*Output indicator(s):*

- 1. Number of coordinative meetings conducted 6
- 2. Number of Bangsamoro Public Order and Safety Conference conducted 1
- 3. Number of capacity development training for Law Enforcement Agencies conducted 10
- 4. Number of community-based information drive on public order and safety 8

**3. PEACE BUILDING INITIATIVES (PBI)**

*Outcome indicator(s):*

- 1. Enduring peace ensured

**3.1 Peacebuilding Towards Normalization**

## XVII. MINISTRY OF PUBLIC ORDER AND SAFETY

### *Output indicator(s):*

1. Number of vulnerable combatants provided with peacebuilding training and financial assistance	200
2. Number of widows of violent extremists provided with peacebuilding training and financial assistance	50
3. Number of orphans of war provided with peacebuilding training and financial assistance	50
4. Number of local insurgents provided with peacebuilding training and financial assistance	250
5. Number of vulnerable and marginalized institutions assisted	30

### **3.2 Sustaining Journey to Peace**

#### *Output indicator(s):*

1. Number of Bangsamoro Peace Champions recognized and awarded	5
2. Number of dialogues on religious and cultural diversity conducted	3
3. Number of Bangsamoro Peace Promotion Fellowship conducted	1
4. Number of peace builders enrolled in peacebuilding courses	40

## **4. POPULARIZATION OF BANGSAMORO HISTORICAL EVENTS**

### *Outcome indicator(s):*

1. Bangsamoro historical events and transitional justice and reconciliation mainstreamed
--

### **4.1 Observance of Bangsamoro History Month**

#### *Output indicator(s):*

1. Number of Bangsamoro History Month activities conducted	7
--	---

### **4.2 Commemoration of Other Historical Events**

#### *Output indicator(s):*

1. Number of commemoration/celebration of other historical events conducted	4
---	---

### **4.3 Transitional Justice and Reconciliation Promotion**

#### *Output indicator(s):*

1. Number of TJR promotion activities conducted	2
---	---

## **5. ALTERNATIVE DISPUTE RESOLUTION PROGRAM**

### *Outcome indicator(s):*

1. Rido in BARMM significantly reduced
--

### **5.1 Reduced Rido**

#### *Output indicator(s):*

1. Number of rido knowledge materials produced	5
2. Number of capacity development trainings for local mediators conducted	6
3. Number of capacity development trainings for local women mediators conducted	6
4. Number of rido cases settled	72

### **5.2 Kambalingan: A Rehabilitation Program for Rido-affected Communities**

#### *Output indicator(s):*

1. Number of support to rehabilitation of rido affected communities conducted	6
---	---

### **5.3 Support to Institutionalization of Alternative Dispute Resolution in BARMM**

#### *Output indicator(s):*

1. Number of consultations and orientations on Alternative Dispute Resolution conducted	12
2. Number of Popularization, Localization, and IEC materials distributed	6

## **XVII. MINISTRY OF PUBLIC ORDER AND SAFETY**

### **C. SPECIAL PROVISIONS**

1. System Management and Development. The amount of One Million Five Hundred Twenty Thousand Pesos (P1,520,000.00) herein appropriated under the Support to Operations shall be exclusively used for the procurement of Consulting Services for the Ministry's Conflict Monitoring System.

2. Reporting and Posting Requirements. The implementing Ministries and Offices shall submit quarterly reports on its financial and physical accomplishments, within thirty (30) days after the end of every quarter, through the following:

- a. Unified Reporting System (URS) or other electronic means for submission of reports;
- b. Hardcopy submitted to the MFBM; and
- c. Implementing Ministry/Office's website.

The implementing Ministries and Offices shall send written notice when said reports have been submitted or posted on its website to the MFBM and other offices where the submission of reports is required under existing laws, rules and regulations. The date of notice to said Ministries and Offices shall be considered the date of compliance with this requirement.

OTHER  
EXECUTIVE  
OFFICES

**BANGSAMORO AUTONOMOUS REGION IN MUSLIM MINDANAO**

**XVIII. OFFICE OF THE WALI OF BANGSAMORO**

For general administration and support, support to operations, and operations as indicated  
hereunder .....

**₱ 43,263,745.00**

Appropriations, by Program (in pesos)

	Current Operating Expenditures			Total
	Personnel Services	Maintenance and Other Operating Expenses	Capital Outlays	
<b>General Administration and Support</b>	<b>19,112,437.00</b>	<b>24,151,308.00</b>		<b>43,263,745.00</b>
Institutional Development	19,112,437.00	12,166,229.00		31,278,666.00
Employees Development and Capacity Building		843,107.00		843,107.00
Support to Bangsamoro Government Initiatives		11,141,972.00		11,141,972.00
<b>TOTAL 2023 APPROPRIATIONS</b>	<b>19,112,437.00</b>	<b>24,151,308.00</b>		<b>43,263,745.00</b>

**BANGSAMORO AUTONOMOUS REGION IN MUSLIM MINDANAO**

**XVIII. OFFICE OF THE WALI OF BANGSAMORO**

Appropriations, by Object of Expenditures  
(in pesos)

Current Operating Expenditures	(Cash-based) 2023
<b>Personnel Services</b>	
Civilian Personnel	
Permanent Positions	
Salaries and Wages	11,968,920.00
Total Permanent Positions	<u>11,968,920.00</u>
Other Compensation Common to All :	
Personnel Economic Relief Allowance	528,000.00
Representation Allowance	120,000.00
Transportation Allowance	120,000.00
Clothing and Uniform Allowance	132,000.00
Productivity Enhancement Incentives	110,000.00
Mid-Year Bonus	997,410.00
Year-End Bonus	997,410.00
Cash Gift	110,000.00
Per Diems - Civilian	<u>2,270,388.00</u>
Total Other Compensation Common to All	5,385,208.00
Other Benefits	
Retirement and Life Insurance Premiums	1,436,271.00
PAG-IBIG Contributions	26,400.00
Philhealth Contributions	269,238.00
Employees Compensation Insurance Premiums	<u>26,400.00</u>
Total Other Benefits	1,758,309.00
<b>Total Personnel Services</b>	<u><b>19,112,437.00</b></u>
<b>Maintenance and Other Operating Expenses</b>	
Traveling Expenses	5,713,800.00
Training and Scholarship Expenses	571,400.00
Supplies and Materials Expenses	1,708,943.00
Utility Expenses	316,745.00
Communication Expenses	185,400.00
Awards/Rewards, Prizes and Indemnities	500,000.00
Extraordinary and Miscellaneous Expenses	116,400.00
Professional Services	4,202,480.00
General Services	1,815,840.00
Repairs and Maintenance	200,000.00
Taxes, Insurance Premiums and Other Fees	137,500.00
Other Maintenance and Operating Expenses	
Advertising Expenses	309,000.00
Printing and Publication Expenses	1,236,000.00
Representation Expenses	4,447,800.00
Rent/Lease Expenses	1,690,000.00
Other Maintenance and Operating Expenses	1,000,000.00
<b>Total Maintenance and Other Operating Expenses</b>	<u><b>24,151,308.00</b></u>
<b>Total Current Operating Expenditures</b>	<u><b>43,263,745.00</b></u>
<b>TOTAL APPROPRIATIONS</b>	<u><u><b>43,263,745.00</b></u></u>

## XVIII. OFFICE OF THE WALI OF BANGSAMORO

### ORGANIZATIONAL OUTCOMES

**MANDATE** The Wali shall serve as the ceremonial head of the Bangsamoro Government of the Bangsamoro Autonomous Region in Muslim Mindanao.

**ENHANCED PRIORITY AGENDA** Bangsamoro Culture, Heritage, Identity and Diversity. Advance the mainstreaming of the rich culture, heritage, and identity of the peoples of the Bangsamoro. Provide avenues for the meaningful engagement and participation of the diverse populace of the Bangsamoro and establish appropriate institutions towards a self-sustaining and inclusive development of the women, youth, and other vulnerable sectors.

### PERFORMANCE INFORMATION

#### ORGANIZATIONAL OUTCOMES (OOs) / PERFORMANCE INDICATORS (PIs) 2023 TARGETS

*Outcome indicator(s):*

1. Percentage of public ceremonies attended	100%
2. Percentage of people whose oath were attended	100%
3. Percentage of foreign dignitaries welcomed	100%
4. Percentage of local dignitaries welcomed	100%
5. Percentage of collaboration/synergy activity conducted	100%

*Output indicator(s):*

1. Number of public ceremonies attended	35
2. Number of people whose oath were attended	300
3. Number of foreign dignitaries welcomed	3
4. Number of local dignitaries welcomed	50
5. Number of collaboration/synergy activity conducted	7

### C. SPECIAL PROVISIONS

1. Per Diem of the Wali. The amount of One Hundred Eighty-Nine Thousand One Hundred Ninety-Nine Pesos (₱189,199.00) per month or an annual amount of Two Million Two Hundred Seventy Thousand Three Hundred Eighty-Eight Pesos (₱2,270,388.00) herein appropriated shall be used as the per diem of the Wali pursuant to Section 5 Article VIII of RA 11054.

2. Reporting and Posting Requirements. The implementing Ministries and Offices shall submit quarterly reports on its financial and physical accomplishments, within thirty (30) days after the end of every quarter, through the following:

- (a) Unified Reporting System (URS) or other electronic means for submission of reports;
- (b) Hardcopy submitted to the MFBM; and
- (c) Implementing Ministry/Office's website.

The implementing Ministries and Offices shall send written notice when said reports have been submitted or posted on its website to the MFBM and other offices where the submission of reports is required under existing laws, rules and regulations. The date of notice to said Ministries and Offices shall be considered the date of compliance with this requirement.



**BANGSAMORO AUTONOMOUS REGION IN MUSLIM MINDANAO**

**XIX. BANGSAMORO YOUTH COMMISSION**

For general administration and support, support to operations, and operations as indicated hereunder .....

₱ **87,175,402.00**

Appropriations, by Program (in pesos)

	Current Operating Expenditures			Total
	Personnel Services	Maintenance and Other Operating Expenses	Capital Outlays	
<b>General Administration and Support</b>	<b>35,879,848.00</b>	<b>24,254,071.00</b>		<b>60,133,919.00</b>
<b>Support to Operations</b>	<b>2,286,052.00</b>	<b>5,486,586.00</b>		<b>7,772,638.00</b>
<b>Operations</b>	<b>4,426,565.00</b>	<b>14,842,280.00</b>		<b>19,268,845.00</b>
Stakeholders and Partnership Building		2,414,000.00		2,414,000.00
Youth Responsive Policy and Program Development		10,501,280.00		10,501,280.00
Public Engagement Programs		838,000.00		838,000.00
Monitoring and Evaluation		989,000.00		989,000.00
<b>TOTAL 2023 APPROPRIATIONS</b>	<b>42,592,465.00</b>	<b>44,582,937.00</b>		<b>87,175,402.00</b>

**BANGSAMORO AUTONOMOUS REGION IN MUSLIM MINDANAO**

**XIX. BANGSAMORO YOUTH COMMISSION**

Appropriations, by Object of Expenditures  
(in pesos)

Current Operating Expenditures	(Cash-based) 2023
<b>Personnel Services</b>	
Civilian Personnel	
Permanent Positions	
Salaries and Wages	29,745,072.00
Total Permanent Positions	<u>29,745,072.00</u>
Other Compensation Common to All :	
Personnel Economic Relief Allowance	1,344,000.00
Representation Allowance	672,000.00
Transportation Allowance	672,000.00
Clothing and Uniform Allowance	336,000.00
Productivity Enhancement Incentives	280,000.00
Mid-Year Bonus	2,478,756.00
Year-End Bonus	2,478,756.00
Cash Gift	280,000.00
Total Other Compensation Common to All	<u>8,541,512.00</u>
Other Benefits	
Retirement and Life Insurance Premiums	3,569,409.00
PAG-IBIG Contributions	67,200.00
Philhealth Contributions	602,072.00
Employees Compensation Insurance Premiums	67,200.00
Total Other Benefits	<u>4,305,881.00</u>
<b>Total Personnel Services</b>	<u><b>42,592,465.00</b></u>
<b>Maintenance and Other Operating Expenses</b>	
Traveling Expenses	7,068,140.00
Training and Scholarship Expenses	10,170,680.00
Supplies and Materials Expenses	3,625,336.00
Utility Expenses	771,205.00
Communication Expenses	420,240.00
Awards/Rewards, Prizes and Indemnities	1,093,000.00
Survey, Research, Exploration and Development Expenses	2,474,000.00
Extraordinary and Miscellaneous Expenses	662,400.00
Professional Services	5,171,120.00
Consultancy Services	200,000.00
General Services	3,257,616.00
Repairs and Maintenance	390,000.00
Taxes, Insurance Premiums and Other Fees	252,500.00
Other Maintenance and Operating Expenses	
Advertising Expenses	798,000.00
Printing and Publication Expenses	1,247,200.00
Representation Expenses	2,387,300.00
Transportation and Delivery Expenses	247,200.00
Rent/Lease Expenses	3,670,000.00
Membership Dues and Contributions to Organizations	45,000.00
Subscription Expenses	132,000.00
Other Maintenance and Operating Expenses	500,000.00
<b>Total Maintenance and Other Operating Expenses</b>	<u><b>44,582,937.00</b></u>
<b>Total Current Operating Expenditures</b>	<u><b>87,175,402.00</b></u>
<b>TOTAL APPROPRIATIONS</b>	<u><b>87,175,402.00</b></u>

## XIX. BANGSAMORO YOUTH COMMISSION

### ORGANIZATIONAL OUTCOMES

<b>MANDATE</b>	The BYC shall be the primary policy-making and coordinating body of the Bangsamoro Government in all matters affecting the youth. It shall ensure compliance therewith by all ministries, agencies, offices, and other instrumentalities of the Bangsamoro Government that are mandated to implement programs, projects, and activities affecting the youth of the Bangsamoro Autonomous Region.
<b>ENHANCED PRIORITY AGENDA</b>	<p>A Stronger BARMM Bureaucracy. Evolve a strong, responsive, and relevant BARMM bureaucracy through the enactment of the remaining priority codes and legislation. Promote good governance by enhancing enabling policies that impel transparency, accountability, and improvement of overall public financial management. Ensure horizontal and vertical alignment and integration of development plans at the national, regional, and local levels. Enhance capacity development support and develop an incentive scheme to encourage full functionality of constituent local government units;</p> <p>Social Protection and Universal Health Care. Boost responsiveness and timeliness of social protection services in order to mitigate vulnerability to economic, social, and environmental shocks and disasters. Improve equitable access to quality and affordable health care services, ensure protection from health financial risk and enhance modalities for diseases preparedness, prevention and management;</p> <p>Quality and Holistic Education. Improve access to quality and holistic education through the strengthening of the education system including the madaris system by investing in human resource development, skills training, and learning continuity programs, and advancing science, technology, and innovation; and</p> <p>Peace, Justice, and Security. Sustain and improve peace, justice, and security across the BARMM through stronger coordination and proactive collaboration with law enforcement agencies, development partners, and other relevant agencies and stakeholders. Operationalize the plural and enhanced justice system under the Bangsamoro Organic Law. Intensify peace building interventions, starting from securing the deliverables and commitments under the Comprehensive Agreement on the Bangsamoro, including the attainment of transitional justice. Support the normalization process for the transitioning combatants, their families, and communities, through stronger cooperation, accountability, complementation, monitoring, and evaluation with the National Government.</p>

### PERFORMANCE INFORMATION

<b>ORGANIZATIONAL OUTCOMES (OOs) / PERFORMANCE INDICATORS (PIs)</b>	<b>2023 TARGETS</b>
<b>1. STAKEHOLDERS AND PARTNERSHIP BUILDING</b>	
<b>1.1. Enabling Youth Participation in Development</b>	
<i>Outcome indicator(s):</i>	
1. Increased meaningful engagement of accredited youth organizations and youth in socio-political processes and local community building efforts	5%
<i>Output indicator(s):</i>	
1. Number of youth organizations accredited, evaluated, and assessed	20
2. Number of youth leaders trained	50
3. Number of local youth networks established	5
<b>1.2. Coordination with BARMM Ministries, Offices, LGUs, and Development Partners</b>	
<i>Outcome indicator(s):</i>	
1. Partner institutions and organizations adopting youth-centered resolutions, policies, and development agenda of the council and the Commission.	66%
<i>Output indicator(s):</i>	
1. Number of joint memorandum circular on youth planning and development issued	10
2. Number of resolutions adopted	10

## XIX. BANGSAMORO YOUTH COMMISSION

3. Number of consolidated activity report of council members	10
<b>2. YOUTH RESPONSIVE POLICY AND PROGRAM DEVELOPMENT</b>	
<b>2.1 Baseline Research Documentation</b>	
<i>Outcome indicator(s):</i>	
1. Evidence-based and data-driven youth-related agenda adopted by the Bangsamoro Government, non-government and civil societies as reference in programming and policy development for youth	2
<i>Output indicator(s):</i>	
1. Number of respondents engaged in the research	250
2. Number of policy research published	3
3. Number of policies and policy recommendation lobbied	3
<b>2.2 Youth Policy Development Agenda</b>	
<i>Outcome indicator(s):</i>	
1. Enhanced opportunities of participation for vulnerable youth sectors in policy-making and co-developing youth initiatives	4
<i>Output indicator(s):</i>	
1. Number of resolution and policies passed and lobbied	5
2. Number of youth-led initiatives supported	5
<b>3. PUBLIC ENGAGEMENT PROGRAMS</b>	
<i>Outcome indicator(s):</i>	
1. Increased access of young people to youth-related PPAs of the Bangsamoro Government	30%
<i>Output indicator(s):</i>	
1. Number of youth in public relation programs engaged	50
2. Number of press releases published by mainstream media	10
<b>4. MONITORING AND EVALUATION</b>	
<i>Outcome indicator(s):</i>	
1. Established functioning M&E system that tracks youth-related PPAs of Ministries and Offices of BARMM	1
<i>Output indicator(s):</i>	
1. Number of Ministries and Offices implementation of RPYPS Agenda reviewed	10
2. Number of Local Youth Development Plan reviewed	5
3. Number of youth PPAs of Ministries and Offices consolidated	10

### C. SPECIAL PROVISION

1. Survey, Research, Exploration and Development Expenses. The amount of Two Million Four Hundred Seventy-Four Thousand Pesos (P2,474,000.00) herein appropriated under Youth Responsive Policy and Program Development Program, of which the amount of One Million Nine Hundred Seventy-Four Thousand Pesos (P1,974,000.00) shall be used exclusively for Bangsamoro Youth Assessment Study, and Five Hundred Thousand Pesos (P500,000.00) for Call for Policy Research Proposal and Incubation.
2. Consultancy Services. The amount of Two Hundred Thousand Pesos (P200,000.00) herein appropriated shall be used for the Establishment of Data and Knowledge Management System under the Monitoring and Evaluation Program.
3. Youth Responsive Policy and Program Development. The amount of Two Million One Hundred Sixty-Nine Thousand Eighty Pesos (P2,169,080.00) herein appropriated shall be exclusively used for crafting of the Bangsamoro Youth Welfare and Development Code.
4. Reporting and Posting Requirements. The implementing Ministries and Offices shall submit quarterly reports on its financial and physical accomplishments, within thirty (30) days after the end of every quarter, through the following:
  - (a) Unified Reporting System (URS) or other electronic means for submission of reports;
  - (b) Hardcopy submitted to the MFBM; and
  - (c) Implementing Ministry/Office's website.

The implementing Ministries and Offices shall send written notice when said reports have been submitted or posted on its website to the MFBM and other offices where the submission of reports is required under existing laws, rules and regulations. The date of notice to said Ministries and Offices shall be considered the date of compliance with this requirement.

**BANGSAMORO AUTONOMOUS REGION IN MUSLIM MINDANAO**

**XX. BANGSAMORO WOMEN COMMISSION**

For general administration and support, support to operations, and operations as indicated  
hereunder .....

₱ **81,166,604.00**

Appropriations, by Program (in pesos)

	Current Operating Expenditures			Total
	Personnel Services	Maintenance and Other Operating Expenses	Capital Outlays	
<b>General Administration and Support</b>	<b>11,998,491.00</b>	<b>18,795,987.00</b>		<b>30,794,478.00</b>
<b>Support to Operations</b>		<b>5,990,720.00</b>		<b>5,990,720.00</b>
<b>Operations</b>	<b>29,825,225.00</b>	<b>14,336,181.00</b>	<b>220,000.00</b>	<b>44,381,406.00</b>
Policy Development and Capacity Building	15,340,890.00	6,765,081.00	220,000.00	22,325,971.00
Monitoring and Evaluation	2,213,283.00	2,300,100.00		4,513,383.00
Coordination (with BARMM Ministries, Offices, LGUs and Development Partners) and Public Engagement	12,271,052.00	2,866,500.00		15,137,552.00
Women, Peace and Security		1,160,500.00		1,160,500.00
Wome's Participation in Political Empowerment		1,244,000.00		1,244,000.00
<b>TOTAL 2023 APPROPRIATIONS</b>	<b>41,823,716.00</b>	<b>39,122,888.00</b>	<b>220,000.00</b>	<b>81,166,604.00</b>

**BANGSAMORO AUTONOMOUS REGION IN MUSLIM MINDANAO**

**XX. BANGSAMORO WOMEN COMMISSION**

Appropriations, by Object of Expenditures  
(in pesos)

Current Operating Expenditures	(Cash-based) 2023
 <b>Personnel Services</b>	
Permanent Positions	
Salaries and Wages	29,255,028.00
Total Permanent Positions	<u>29,255,028.00</u>
Other Compensation Common to All :	
Personnel Economic Relief Allowance	1,272,000.00
Representation Allowance	672,000.00
Transportation Allowance	672,000.00
Clothing and Uniform Allowance	318,000.00
Productivity Enhancement Incentives	265,000.00
Mid-Year Bonus	2,437,919.00
Year-End Bonus	2,437,919.00
Cash Gift	265,000.00
Total Other Compensation Common to All	<u>8,339,838.00</u>
Other Benefits	
Retirement and Life Insurance Premiums	3,510,604.00
PAG-IBIG Contributions	63,600.00
Philhealth Contributions	591,046.00
Employees Compensation Insurance Premiums	63,600.00
Total Other Benefits	<u>4,228,850.00</u>
<b>Total Personnel Services</b>	<b><u>41,823,716.00</u></b>
 <b>Maintenance and Other Operating Expenses</b>	
Traveling Expenses	10,568,720.00
Training and Scholarship Expenses	10,206,600.00
Supplies and Materials Expenses	2,135,613.00
Utility Expenses	716,119.00
Communication Expenses	420,240.00
Survey, Research, Exploration and Development Expenses	40,000.00
Extraordinary and Miscellaneous Expenses	662,400.00
Professional Services	5,156,120.00
General Services	2,542,176.00
Repairs and Maintenance	440,000.00
Taxes, Insurance Premiums and Other Fees	252,500.00
Other Maintenance and Operating Expenses	
Advertising Expenses	643,000.00
Printing and Publication Expenses	909,900.00
Representation Expenses	2,277,300.00
Transportation and Delivery Expenses	265,200.00
Rent/Lease Expenses	1,200,000.00
Membership Dues and Contributions to Organizations	55,000.00
Subscription Expenses	132,000.00
Other Maintenance and Operating Expenses	500,000.00
<b>Total Maintenance and Other Operating Expenses</b>	<b><u>39,122,888.00</u></b>
<b>Total Current Operating Expenditures</b>	<b><u>80,946,604.00</u></b>
 <b>Capital Outlays</b>	
Machinery and Equipment	220,000.00
<b>Total Capital Outlays</b>	<b><u>220,000.00</u></b>
<b>TOTAL APPROPRIATIONS</b>	<b><u>81,166,604.00</u></b>

## XX. BANGSAMORO WOMEN COMMISSION

### ORGANIZATIONAL OUTCOMES

<b>MANDATE</b>	<p>Pursuant to Bangsamoro Autonomy Act No. 8, The Bangsamoro Women Commission (BWC) is the primary policy-making, coordinating, and monitoring body of women, gender and development in the Bangsamoro Autonomous Region.</p> <p>The BWC shall promote, protect, and uphold women's rights as human rights, work for the elimination of all forms of discrimination against women, ensure that legal measures are taken to promote gender justice, women's rights and welfare, and promote gender and development including the meaningful participation of women in all levels of governance, policy and decision-making.</p>
<b>ENHANCED PRIORITY AGENDA</b>	<p>Bangsamoro Culture, Heritage, Identity and Diversity. Advance the mainstreaming of the rich culture, heritage, and identity of the peoples of the Bangsamoro. Provide avenues for the meaningful engagement and participation of the diverse populace of the Bangsamoro and establish appropriate institutions towards a self-sustaining and inclusive development of the women, youth, and other vulnerable sectors</p>

### PERFORMANCE INFORMATION

#### ORGANIZATIONAL OUTCOMES (OOS) / PERFORMANCE INDICATORS (PIs)

#### 2023 TARGETS

##### 1. POLICY DEVELOPMENT & CAPACITY BUILDING

###### 1.1. Gender Responsive Policy Development

*Outcome indicator(s):*

1. Women in the BARMM Bureaucracy are empowered change agents for gender-responsive governance

*Output indicator(s):*

- |  |    |
|--|----|
| 1. No. of functional GAD Focal Point System (GFPS) in BARMM          | 33 |
| 2. No. of policies developed in aid of gender responsive legislation | 6  |
| 3. No. of activities conducted for policy development                | 24 |

###### 1.2. Capacity Building and Gender Mainstreaming

*Outcome indicator(s):*

1. Percentage of BARMM Ministries, Agencies and Offices provided with technical assistance for enhanced level of gender awareness, knowledge, competency and sensitivity
2. Increased capacity of men and women on Local Conflict Mediation & Resolution in the context of gender, women, peace and security
3. Prevention and response to Gender Violence Against Women (VAW) and Girls and Gender-based Violence (GBV)

*Output indicator(s):*

- |  |     |
|--|-----|
| 1. No. of trainings for BARMM MOAs on GAD related capacity development conducted   | 45  |
| 2. No. of women, service providers and peacekeepers capacitated with gender, culture and conflict sensitivity training                           | 500 |
| 3. No. of trainings conducted for the roll-out of guidance note on strengthening response to and prevention of VAWC and GBV to BASULTA provinces | 28  |

##### 2. MONITORING AND EVALUATION

###### 2.1. Gender Audit Program

## XX. BANGSAMORO WOMEN COMMISSION

### *Outcome indicator(s):*

1. Percentage of budget of BARMM Ministries, Agencies and Offices utilized for GAD responsive programs to protect the rights of women and girls

### *Output indicator(s):*

1. No. of monitoring, assessment, evaluation and GAD Audit activities conducted 5
2. One (1) GAD audit report published 1

## 2.2. Education, Research and Data Management

### *Outcome indicator(s):*

1. Improved GAD-related Management Information Systems in BARMM

### *Output indicator(s):*

1. No. of tools, learning materials and other knowledge products on GAD created 25
2. No. of episodes aired of "Babae: Usap Tayo!" Radio Program and Tarbiyyah Kanu Pamilya nu Bangsamoro Radio Program 104
3. One (1) BWC Official Newsletter (GADzette) published 1

## 3. COORDINATION AND PUBLIC ENGAGEMENT

### *Outcome indicator(s):*

1. Increased engagement with BARMM Ministries, Agencies, and Offices and development partners

### *Output indicator(s):*

1. No. of interagency coordination activities conducted on GAD, Local Protection Mechanism and DRRM initiatives 70

## 3.1. Building Resilience in Support to Family Development

### *Outcome indicator(s):*

1. Enhanced awareness of women and their families on GAD concerns related to health, values transformation and environmental sustainability

### *Output indicator(s):*

1. No. of community conversations, orientation sessions and awareness campaigns conducted that promotes community resilience in support to family development 70

## 3.2. Gender in Humanitarian Works

### *Outcome indicator(s):*

1. Strengthen immediate support services to women in displaced areas, emergencies, conflicts and natural calamities

### *Output indicator(s):*

1. No. of women served in support of gender-responsive humanitarian works 500

## 4. WOMEN, PEACE AND SECURITY

### *Outcome indicator(s):*

1. Significant reduction in gender-based violence and enhanced gender perspective in justice, security and peace

### *Output indicator(s):*

1. No. of activities conducted for the protection and prevention of violence against women and girls resulting from conflict situations 65
2. No. of women capacitated as active change agents, influencing decision-making processes and peace-building initiatives 70



## XX. BANGSAMORO WOMEN COMMISSION

3. No. of conflict affected/conflict vulnerable municipalities with local action on plans on WPS	100
4.1. Women Empowerment for Community Resilience(WECoRe)	
<i>Outcome indicator(s):</i>	
1. Level of participation of women's groups or organizations in armed conflict, security, peace and development sector and development processes	
<i>Output indicator(s):</i>	
1. No. of communities monitored and assessed during conflict cases with EWER, supported vulnerable groups particularly widows and orphans, and supported with livelihood enterprises	150
<b>5. WOMEN ECONOMIC PARTICIPATION AND POLITICAL EMPOWERMENT PARTNERS AND PUBLIC ENGAGEMENT</b>	
5.1. Women Empowerment Training and Advancement Program (WE-TAP)	
<i>Outcome indicator(s):</i>	
1. Enhanced women participation in development trainings to improve gender equality and women advancement	
<i>Output indicator(s):</i>	
1. No. of women and women groups empowered through trainings and advancement programs	600
5.2. Women Economic Acceleration Program	
<i>Outcome indicator(s):</i>	
1. Inclusion of gender approach in financial literacy strategies and programs	
<i>Output indicator(s):</i>	
1. No. of Bangsamoro Women Cooperatives/ POs/Associations with access to Islamic Micro Finance System	110
5.3. Accreditation Program	
<i>Outcome indicator(s):</i>	
1. Increased number of accredited women's organizations	
<i>Output indicator(s):</i>	
1. No. of Bangsamoro Women Organizations assessed and accredited	400

### C. SPECIAL PROVISIONS

1. Reporting and Posting Requirements. The implementing Ministries and Offices shall submit quarterly reports on its financial and physical accomplishments, within thirty (30) days after the end of every quarter, through the following:

- a. Unified Reporting System (URS) or other electronic means for submission of reports;
- b. Hardcopy submitted to the MFBM; and
- c. Implementing Ministry/Office's website.

The implementing Ministries and Offices shall send written notice when said reports have been submitted or posted on its website to the MFBM and other offices where the submission of reports is required under existing laws, rules and regulations. The date of notice to said Ministries and Offices shall be considered the date of compliance with this requirement.

**BANGSAMORO AUTONOMOUS REGION IN MUSLIM MINDANAO**

**XXI. BANGSAMORO SPORTS COMMISSION**

For general administration and support, support to operations, and operations as indicated  
 hereunder ..... ₱ **67,026,627.00**

Appropriations, by Program (in pesos)

	Current Operating Expenditures			Total
	Personnel Services	Maintenance and Other Operating Expenses	Capital Outlays	
<b>General Administration and Support</b>	<b>23,581,490.00</b>	<b>15,939,927.00</b>	<b>325,000.00</b>	<b>39,846,417.00</b>
<b>Support to Operations</b>		<b>2,468,568.00</b>		<b>2,468,568.00</b>
<b>Operations</b>	<b>10,245,592.00</b>	<b>14,466,050.00</b>		<b>24,711,642.00</b>
Bangsamoro Sports Development		6,730,100.00		6,730,100.00
Bangsamoro Sports Promotion		7,735,950.00		7,735,950.00
<b>TOTAL 2023 APPROPRIATIONS</b>	<b>33,827,082.00</b>	<b>32,874,545.00</b>	<b>325,000.00</b>	<b>67,026,627.00</b>

**BANGSAMORO AUTONOMOUS REGION IN MUSLIM MINDANAO**

**XXI. BANGSAMORO SPORTS COMMISSION**

Appropriations, by Object of Expenditures  
(in pesos)

Current Operating Expenditures	(Cash-based) 2023
<b>Personnel Services</b>	
Civilian Personnel	
Permanent Positions	
Salaries and Wages	23,605,776.00
Total Permanent Positions	<u>23,605,776.00</u>
Other Compensation Common to All :	
Personnel Economic Relief Allowance	864,000.00
Representation Allowance	732,000.00
Transportation Allowance	732,000.00
Clothing and Uniform Allowance	216,000.00
Productivity Enhancement Incentives	180,000.00
Mid-Year Bonus	1,967,148.00
Year-End Bonus	1,967,148.00
Cash Gift	180,000.00
Total Other Compensation Common to All	<u>6,838,296.00</u>
Other Benefits	
Retirement and Life Insurance Premiums	2,832,694.00
PAG-IBIG Contributions	43,200.00
Philhealth Contributions	463,916.00
Employees Compensation Insurance Premiums	43,200.00
Total Other Benefits	<u>3,383,010.00</u>
<b>Total Personnel Services</b>	<b><u>33,827,082.00</u></b>
<b>Maintenance and Other Operating Expenses</b>	
Traveling Expenses	7,094,728.00
Training and Scholarship Expenses	5,229,250.00
Supplies and Materials Expenses	2,481,056.00
Utility Expenses	495,775.00
Communication Expenses	574,740.00
Awards/Rewards, Prizes and Indemnities	300,000.00
Extraordinary and Miscellaneous Expenses	662,400.00
Professional Services	6,094,760.00
General Services	726,336.00
Repairs and Maintenance	340,000.00
Financial Assistance/Subsidy	3,290,000.00
Taxes, Insurance Premiums and Other Fees	252,500.00
Other Maintenance and Operating Expenses	
Advertising Expenses	618,000.00
Printing and Publication Expenses	247,200.00
Representation Expenses	1,873,600.00
Transportation and Delivery Expenses	247,200.00
Rent/Lease Expenses	1,690,000.00
Membership Dues and Contributions to Organizations	25,000.00
Subscription Expenses	132,000.00
Other Maintenance and Operating Expenses	500,000.00
<b>Total Maintenance and Other Operating Expenses</b>	<b><u>32,874,545.00</u></b>
<b>Total Current Operating Expenditures</b>	<b><u>66,701,627.00</u></b>
<b>Capital Outlays</b>	
Machinery and Equipment	325,000.00
<b>Total Capital Outlays</b>	<b><u>325,000.00</u></b>
<b>TOTAL APPROPRIATIONS</b>	<b><u>67,026,627.00</u></b>

## XXI. BANGSAMORO SPORTS COMMISSION

### ORGANIZATIONAL OUTCOMES

#### MANDATE

The Bangsamoro Sports Commission (BSC) is mandated to formulate policy, promote, regulate, coordinate, and implement programs for sports. It shall also provide for system, support and assistance in the development of sports. It shall, as a policy, make sure that sports is a tool for peace and transitional justice.

#### ENHANCED PRIORITY AGENDA

**A Stronger BARMM Bureaucracy.** Evolve a strong, responsive, and relevant BARMM bureaucracy through the enactment of the remaining priority codes and legislation. Promote good governance by enhancing enabling policies that impel transparency, accountability, and improvement of overall public financial management. Ensure horizontal and vertical alignment and integration of development plans at the national, regional, and local levels. Enhance capacity development support and develop an incentive scheme to encourage full functionality of constituent local government units;

**Social Protection and Universal Health Care.** Boost responsiveness and timeliness of social protection services in order to mitigate vulnerability to economic, social, and environmental shocks and disasters. Improve equitable access to quality and affordable health care services, ensure protection from health financial risk and enhance modalities for diseases preparedness, prevention and management;

**Quality and Holistic Education.** Improve access to quality and holistic education through the strengthening of the education system including the madaris system by investing in human resource development, skills training, and learning continuity programs, and advancing science, technology, and innovation;

**Peace, Justice, and Security.** Sustain and improve peace, justice, and security across the BARMM through stronger coordination and proactive collaboration with law enforcement agencies, development partners, and other relevant agencies and stakeholders. Operationalize the plural and enhanced justice system under the Bangsamoro Organic Law. Intensify peace building interventions, starting from securing the deliverables and commitments under the Comprehensive Agreement on the Bangsamoro, including the attainment of transitional justice. Support the normalization process for the transitioning combatants, their families, and communities, through stronger cooperation, accountability, complementation, monitoring, and evaluation with the National Government; and

**Bangsamoro Culture, Heritage, Identity and Diversity.** Advance the mainstreaming of the rich culture, heritage, and identity of the peoples of the Bangsamoro. Provide avenues for the meaningful engagement and participation of the diverse populace of the Bangsamoro and establish appropriate institutions towards a self-sustaining and inclusive development of the women, youth, and other vulnerable sectors.

#### PERFORMANCE INFORMATION

##### ORGANIZATIONAL OUTCOMES (OOs) / PERFORMANCE INDICATORS (PIs)

##### 2023 TARGETS

#### 1. BANGSAMORO SPORTS DEVELOPMENT

##### 1.1. Sports Assistance and Policy Development

###### *Outcome indicator(s):*

1. Established a functional data banking system that tracks young Bangsamoro athletes' related PPAs
2. Increased impact of sports and developed innovative and modern sports program

###### *Output indicator(s):*

- |  |     |
|--|-----|
| 1. Number of Bangsamoro athletes assisted                    | 40  |
| 2. Number of Commission En Banc conducted                    | 12  |
| 3. Number of Bangsamoro Sports Development Plan Strengthened | 1   |
| 4. Number of Bangsamoro Athletes profiled                    | 150 |
| 5. Number of Data Bank managed and maintained                | 1   |
| 6. Number of field based research conducted                  | 3   |

## XXI. BANGSAMORO SPORTS COMMISSION

### 1.2. Athlete Development/Grassroots Program

*Outcome indicator(s):*

1. Percentage of Bangsamoro athletes identified and engaged as potential athletes in BARMM

*Output indicator(s):*

1. Number of potential Bangsamoro athletes identified 150

## 2. BANGSAMORO SPORTS PROMOTION

### 2.1. Sports Promotion and Development

*Outcome indicator(s):*

1. Increased technical officials' level of competencies and to make them capable and well-prepared in every sports activities and events
2. Increased resources for resolving conflicts, fostering social cohesion, building peace and advancing human development through sports
3. Increased level of competencies of sports coordinators and provision of technical assistance in mainstreaming sports in their programs
4. Increased knowledge and appreciation of athletes in sports

*Output indicator(s):*

1. Number of Para-athletes sports skills developed 20
2. Number of Para-games conducted 4
3. Number of technical training for sports official conducted 1
4. Number of technical officials trained and capacitated 50
5. Number of training on peacebuilding initiatives conducted 1
6. Number of coaches who participated and trained in peace building initiatives 50
7. Number of athletes who participated and trained in basic sports drills 100
8. Number of Sports Clinic conducted 1
9. Number of National Sports Organizations coordinated and invited in BARMM 2

### 2.2. Tournament and Competition

*Outcome indicator(s):*

1. Increased and advanced knowledge and enhanced practice in the field of sports for peace and development
2. Increased athletes' participation in sports
3. Increased competent and empowered women through sports
4. Improved athletes' skill and performance

*Output indicator(s):*

1. Number of athletes who participated 50
2. Number of sports fest conducted 1
3. Number of athletes who participated 50
4. Number of sports for peace event conducted 1
5. Number of women athletes who participated 50
6. Number of sports event conducted 6
7. Number of tournament conducted 5
8. Number of indigenous games conducted 1

### 2.3. Linkages and Partnership

*Outcome indicator(s):*

1. Improved coaches and athletes' performance in every regional and national competition

*Output indicator(s):*

1. Number of Bangsamoro athletes assisted and supported in Palarong Pambansa 50
2. Number of coaches assisted and supported in Palarong Pambansa 5
3. Number of Bangsamoro athletes assisted and supported in Batang Pinoy 50
4. Number of coaches assisted and supported in Batang Pinoy 5

## XXI. BANGSAMORO SPORTS COMMISSION

5. Number of Bangsamoro athletes assisted and supported in Mindanao Peace Games	50
6. Number of coaches assisted and supported in Mindanao Peace Games	5
7. Number of Arabic student athletes supported	100

### 2.4. Sports Regulation

#### *Outcome indicator(s):*

1. Increased and empowered sports club and organization in terms of leadership skill and policy formulation

#### *Output indicator(s):*

1. Number of sports club and organization profiled and supported 30

## C. SPECIAL PROVISIONS

1. Reporting and Posting Requirements. The implementing Ministries and Offices shall submit quarterly reports on its financial and physical accomplishments, within thirty (30) days after the end of every quarter, through the following:

- (a) Unified Reporting System (URS) or other electronic means for submission of reports;
- (b) Hardcopy submitted to the MFBM; and
- (c) Implementing Ministry/Office's website.

The implementing Ministries and Offices shall send written notice when said reports have been submitted or posted on its website to the MFBM and other offices where the submission of reports is required under existing laws, rules and regulations. The date of notice to said Ministries and Offices shall be considered the date of compliance with this requirement.

**BANGSAMORO AUTONOMOUS REGION IN MUSLIM MINDANAO**

**XXII. BANGSAMORO COMMISSION FOR THE PRESERVATION OF CULTURAL HERITAGE**

For general administration and support, support to operations, and operations as indicated  
hereunder .....

₱ **92,369,802.00**

Appropriations, by Program (in pesos)

	Current Operating Expenditures			Total
	Personnel Services	Maintenance and Other Operating Expenses	Capital Outlays	
<b>General Administration and Support</b>	<b>23,263,332.00</b>	<b>20,916,142.00</b>	<b>1,950,000.00</b>	<b>46,129,474.00</b>
<b>Support to Operations</b>		<b>2,680,668.00</b>		<b>2,680,668.00</b>
<b>Operations</b>	<b>13,433,958.00</b>	<b>29,375,702.00</b>	<b>750,000.00</b>	<b>43,559,660.00</b>
Culture-Sensitive Governance		2,520,250.00		2,520,250.00
Cultural Development and Advocacy		3,066,000.00	250,000.00	3,316,000.00
Cultural Preservation and Conservation		11,256,241.00		11,256,241.00
Bangsamoro History & Development		10,438,211.00		10,438,211.00
Museum Management & Development		2,095,000.00	500,000.00	2,595,000.00
<b>TOTAL 2023 APPROPRIATIONS</b>	<b>36,697,290.00</b>	<b>52,972,512.00</b>	<b>2,700,000.00</b>	<b>92,369,802.00</b>

**BANGSAMORO AUTONOMOUS REGION IN MUSLIM MINDANAO**

**XXII. BANGSAMORO COMMISSION FOR THE PRESERVATION OF CULTURAL HERITAGE**

Appropriations, by Object of Expenditures  
(in pesos)

Current Operating Expenditures	(Cash-based) 2023
 <b>Personnel Services</b>	
Civilian Personnel	
Permanent Positions	
Salaries and Wages	25,695,492.00
Total Permanent Positions	<u>25,695,492.00</u>
Other Compensation Common to All :	
Personnel Economic Relief Allowance	1,008,000.00
Representation Allowance	672,000.00
Transportation Allowance	672,000.00
Clothing and Uniform Allowance	252,000.00
Productivity Enhancement Incentives	210,000.00
Mid-Year Bonus	2,141,291.00
Year-End Bonus	2,141,291.00
Cash Gift	210,000.00
Total Other Compensation Common to All	<u>7,306,582.00</u>
Other Benefits	
Retirement and Life Insurance Premiums	3,083,460.00
PAG-IBIG Contributions	50,400.00
Philhealth Contributions	510,956.00
Employees Compensation Insurance Premiums	50,400.00
Total Other Benefits	<u>3,695,216.00</u>
<b>Total Personnel Services</b>	<b><u>36,697,290.00</u></b>
 <b>Maintenance and Other Operating Expenses</b>	
Traveling Expenses	6,300,868.00
Training and Scholarship Expenses	10,798,691.00
Supplies and Materials Expenses	3,624,363.00
Utility Expenses	1,058,404.00
Communication Expenses	810,240.00
Awards/Rewards, Prizes and Indemnities	1,395,000.00
Extraordinary and Miscellaneous Expenses	662,400.00
Professional Services	7,682,620.00
Consultancy Services	8,330,000.00
General Services	2,542,176.00
Repairs and Maintenance	890,000.00
Financial Assistance/Subsidy	500,000.00
Taxes, Insurance Premiums and Other Fees	252,500.00
Other Maintenance and Operating Expenses	
Advertising Expenses	603,600.00
Printing and Publication Expenses	1,307,200.00
Representation Expenses	2,567,450.00
Transportation and Delivery Expenses	260,000.00
Rent/Lease Expenses	2,580,000.00
Membership Dues and Contributions to Organizations	125,000.00
Subscription Expenses	182,000.00
Other Maintenance and Operating Expenses	500,000.00
<b>Total Maintenance and Other Operating Expenses</b>	<b><u>52,972,512.00</u></b>
<b>Total Current Operating Expenditures</b>	<b><u>89,669,802.00</u></b>
 <b>Capital Outlays</b>	
Machinery and Equipment	400,000.00
Transportation Equipment	1,800,000.00
Heritage Assets	500,000.00
<b>Total Capital Outlays</b>	<b><u>2,700,000.00</u></b>
<b>TOTAL APPROPRIATIONS</b>	<b><u>92,369,802.00</u></b>



## XXII. BANGSAMORO COMMISSION FOR THE PRESERVATION OF CULTURAL HERITAGE

### ORGANIZATIONAL OUTCOMES

**MANDATE** Pursuant to the Bangsamoro Organic Law, the BCPCH shall have the primary responsibility to write the history of the Bangsamoro people and to establish and sustain the cultural institutions, programs, and projects in the Bangsamoro Autonomous Region. The Commission shall coordinate and work closely with the National Commission for Culture and the Arts, National Historical Commission of the Philippines, National Museum of the Philippines, and other concerned cultural agencies for the preservation of cultural heritage, shall establish libraries and museums, declare and restore historical shrines and cultural sites to preserve the Bangsamoro heritage for posterity. The Commission shall ensure the inclusion of Philippine history, culture and heritage in the establishment of museums and similar institutions, programs and projects to foster unity among the Filipinos.

**ENHANCED PRIORITY AGENDA** A Stronger BARMM Bureaucracy. Evolve a strong, responsive, and relevant BARMM bureaucracy through the enactment of the remaining priority codes and legislation. Promote good governance by enhancing enabling policies that impel transparency, accountability, and improvement of overall public financial management. Ensure horizontal and vertical alignment and integration of development plans at the national, regional, and local levels. Enhance capacity development support and develop an incentive scheme to encourage full functionality of constituent local government units.

Bangsamoro Culture, Heritage, Identity and Diversity. Advance the mainstreaming of the rich culture, heritage, and identity of the peoples of the Bangsamoro. Provide avenues for the meaningful engagement and participation of the diverse populace of the Bangsamoro and establish appropriate institutions towards a self-sustaining and inclusive development of the women, youth, and other vulnerable sectors.

#### PERFORMANCE INFORMATION

<b>ORGANIZATIONAL OUTCOMES (OOs) / PERFORMANCE INDICATORS (PIs)</b>	<b>2023 TARGETS</b>
---	---------------------

#### **1. CULTURE-SENSITIVE GOVERNANCE**

##### **1.1 Policy Formulation and Development**

*Outcome indicator(s):*

1. Issuances and promulgation of cultural development policies adopted

*Output indicator(s):*

- |  |    |
|--|----|
| 1. No. of stakeholders on coordination and consultation mechanisms for the enabling of Bangsamoro Heritage Act                                 | 80 |
| 2. No. of Ministries, Offices and Agencies participated on discussions and policy directions for culturally compliant structures and processes | 5  |
| 3. No. of cultural workers participated in coordination platforms for BIMP-EAGA, ASEAN and UN bodies for cultural heritage concerns            | 5  |

##### **1.2 Capacity Building and Mainstreaming**

*Outcome indicator(s):*

1. Provides capability building programs for cultural communities

*Output indicator(s):*

- |   |    |
|---|----|
| 1. No. of cultural workers capacitated in trainings that would equip Bangsamoro workforce on the importance of culture and heritage | 50 |
| 2. No. of Ministries, Offices and Agencies participated in the development of culture and arts in the Bangsamoro region             | 5  |

#### **2. CULTURAL DEVELOPMENT AND ADVOCACY**

##### **2.1 Strengthening Cultural Communities**

## XXII. BANGSAMORO COMMISSION FOR THE PRESERVATION OF CULTURAL HERITAGE

### *Outcome indicator(s):*

1. Enhanced and improved capacity and skills of cultural workers

### *Output indicator(s):*

1. No. of cultural workers capacitated in the technicalities of documentation process for culture, arts, and history 50
2. No. of Local Culture and Arts Council members strengthened across BARMM through the provision of development assistance to LGU 50

## **2.2 Empowering Culture Bearers and Workers**

### *Outcome indicator(s):*

1. Enhanced delivery of public service

### *Output indicator(s):*

1. No. of stakeholders consulted to get feedback and suggestions 50
2. No. of artists and artisans incorporated in the comprehensive database of the Bangsamoro region 50

## **2.3 Support to Cultural Organizations and Institutions**

### *Outcome indicator(s):*

1. Percentage of support services and relief assistance provided

### *Output indicator(s):*

1. No. of organizations/ institutions advocating and lobbying culture, heritage and identity recognized as partners for cultural development 5
2. No. of support services rendered to uplift the conditions of the cultural workers and their craft 5

## **3. CULTURAL PRESERVATION AND CONSERVATION**

### **3.1 School of Living Traditions**

#### *Outcome indicator(s):*

1. Preservation of culture and traditions in BARMM

#### *Output indicator(s):*

1. No. of SLT learners capacitated in the skills training as part of School of Living Traditions in the aspect of Traditional Native Delicacies 60
2. No. of SLT learners capacitated in the skills training as part of School of Living Traditions in the aspect of Traditional Handicraft-making 60
3. No. of SLT learners capacitated in the skills training as part of School of Living Traditions in the aspect of Traditional Indigenous Weaving 50
4. No. of SLT learners capacitated in the skills training as part of School of Living Traditions in the aspect of Traditional Brass-making 10
5. No. of SLT learners capacitated in the skills training as part of School of Living Traditions in the aspect of Traditional Cultural Practices 60

### **3.2 Cultural Literacy Program**

#### *Outcome indicator(s):*

1. Enhanced knowledge regarding Bangsamoro Cultural Heritage

#### *Output indicator(s):*

1. No. of cultural literacy intervention participants in the grassroots level educated through Lakbay Kultura sessions 60

### **3.3 Support to Cultural Practices and Festivities**

#### *Outcome indicator(s):*

1. No. of festivities in BARMM supported by the BCPCH

#### *Output indicator(s):*

1. No. of activities that instill awareness and appreciation of the commemorative events significant to the cultural heritage of the Bangsamoro supported 6

### **3.4 Documentation on Tangible and Intangible Cultural Heritage**

## XXII. BANGSAMORO COMMISSION FOR THE PRESERVATION OF CULTURAL HERITAGE

### *Outcome indicator(s):*

1. Percentage of tangible and intangible documentation mechanism as part of preservation efforts in the Bangsamoro region

### *Output indicator(s):*

1. No. of database on cultural property created 1
2. No. of LGUs capacitated in the technicalities of cultural mapping 5
3. No. of copies printed on the intangible cultural practice documented into a coffee table book 500
4. No. of intangible cultural property and practice documented as part of preservation efforts for authenticity purposes through videos 1

## **4. BANGSAMORO HISTORY AND DEVELOPMENT**

### **4.1 Writing of Bangsamoro History**

#### *Outcome indicator(s):*

1. Percentage of accumulated process and procedures on the writing of Bangsamoro History from the perspective of the Bangsamoro people

#### *Output indicator(s):*

1. No. of activity supporting research and writing process of Bangsamoro History 1
2. No. of monitoring procedures and activities in ensuring the historical accounts and narratives of the Bangsamoro are properly documented 2
3. No. of Bangsamoro participated in activity enjoining feedback mechanism and inclusive of recommendation through consultation with various stakeholders 40

### **4.2 Recognition of Historical Sites, Landmarks, and Structures**

#### *Outcome indicator(s):*

1. Percentage of historical sites, landmarks and structures documented and recognized

#### *Output indicator(s):*

1. No. of identified and documented Bangsamoro sites and landmarks in the Bangsamoro 15

### **4.3 Recognition of Bangsamoro Personalities**

#### *Outcome indicator(s):*

1. Percentage of Bangsamoro personalities recognized, documented and honored as part of marginalization of important records of historical events

#### *Output indicator(s):*

1. No. of identified and documented notable personalities significant to Bangsamoro history 5

## **5. MUSEUM MANAGEMENT AND DEVELOPMENT**

### **5.1 Maintenance of Bangsamoro Museum Facilities and Repositories**

#### *Outcome indicator(s):*

1. Enhanced museum facility and online repository in preserving and promoting the Bangsamoro cultural heritage

#### *Output indicator(s):*

1. No. of maintenance activity in the Bangsamoro Museum conducted to enhance the museum facility and online repository 1
2. No. of process taken in upgrading the museum website 1

### **5.2. Knowledge Dissemination and Museum Tours**

#### *Outcome indicator(s):*

1. Increased public's level of awareness and appreciation of the cultural heritage and the peoples of the BARMM

## XXII. BANGSAMORO COMMISSION FOR THE PRESERVATION OF CULTURAL HERITAGE

### *Output indicator(s):*

- |   |     |
|---|-----|
| 1. No. of exhibit conducted promoting the Bangsamoro Cultural Heritage                                  | 1   |
| 2. No. of process that instill awareness and appreciation of the establishment of the Bangsamoro Museum | 1   |
| 3. No. of museum visitors who attended the educational tours in the Bangsamoro Museum                   | 400 |

### **5.3 Support to national and regional cultural institutions**

#### *Outcome indicator(s):*

1. Increased support to local government units and regional institutions in establishing local cultural resource centers (e.g. museums) and museum summits

#### *Output indicator(s):*

- |   |   |
|---|---|
| 1. No. of process taken that strengthen and promote the regional museum collaboration | 1 |
|---|---|

### **C. SPECIAL PROVISIONS**

1. Research on Bangsamoro History. The amount of Seven Million Seven Hundred Thousand Pesos (P7,700,000.00) herein appropriated shall be used exclusively for the procurement of Consulting Services for the Research and Writing of Bangsamoro History.

2. Cultural Development and Advocacy. The amount of One Million Two Hundred Ninety-Six Thousand Pesos (P1,296,000.00) herein appropriated for the Support to Cultural Organizations and Institutions shall be released only upon submission of Program Implementation Plan and Guidelines.

3. Reporting and Posting Requirements. The implementing Ministries and Offices shall submit quarterly reports on its financial and physical accomplishments, within thirty (30) days after the end of every quarter, through the following:

- (a) Unified Reporting System (URS) or other electronic means for submission of reports;
- (b) Hardcopy submitted to the MFBM; and
- (c) Implementing Ministry/Office's website.

The implementing Ministries and Offices shall send written notice when said reports have been submitted or posted on its website to the MFBM and other offices where the submission of reports is required under existing laws, rules and regulations. The date of notice to said Ministries and Offices shall be considered the date of compliance with this requirement.

**BANGSAMORO AUTONOMOUS REGION IN MUSLIM MINDANAO**

**XXIII. BANGSAMORO PLANNING AND DEVELOPMENT AUTHORITY**

For general administration and support, support to operations, and operations as indicated  
hereunder .....

₱ **113,152,383.00**

Appropriations, by Program (in pesos)

	Current Operating Expenditures			Total
	Personnel Services	Maintenance and Other Operating Expenses	Capital Outlays	
<b>General Administration and Support</b>	<b>12,013,403.00</b>	<b>19,844,747.00</b>	<b>170,000.00</b>	<b>32,028,150.00</b>
<b>Support to Operations</b>	<b>8,369,319.00</b>	<b>11,658,968.00</b>		<b>20,028,287.00</b>
<b>Operations</b>	<b>41,951,946.00</b>	<b>19,144,000.00</b>		<b>61,095,946.00</b>
Socio-Economic Development Planning Program	40,051,946.00			40,051,946.00
Socio-Economic Planning and Policies Development Program	1,900,000.00	11,299,500.00		13,199,500.00
Investment Programming		378,500.00		378,500.00
Research Development and Knowledge Management Program		3,641,000.00		3,641,000.00
Monitoring and Evaluation		3,825,000.00		3,825,000.00
<b>TOTAL 2023 APPROPRIATIONS</b>	<b>62,334,668.00</b>	<b>50,647,715.00</b>	<b>170,000.00</b>	<b>113,152,383.00</b>

**BANGSAMORO AUTONOMOUS REGION IN MUSLIM MINDANAO**

**XXIII. BANGSAMORO PLANNING AND DEVELOPMENT AUTHORITY**

Appropriations, by Object of Expenditures  
(in pesos)

Current Operating Expenditures	(Cash-based) 2023
<b>Personnel Services</b>	
Civilian Personnel	
Permanent Positions	
Salaries and Wages	42,326,184.00
Total Permanent Positions	<u>42,326,184.00</u>
Other Compensation Common to All :	
Personnel Economic Relief Allowance	1,560,000.00
Representation Allowance	1,152,000.00
Transportation Allowance	1,152,000.00
Clothing and Uniform Allowance	390,000.00
Productivity Enhancement Incentives	325,000.00
Honoraria	1,900,000.00
Mid-Year Bonus	3,527,182.00
Year-End Bonus	3,527,182.00
Cash Gift	325,000.00
Total Other Compensation Common to All	<u>13,858,364.00</u>
Other Benefits	
Retirement and Life Insurance Premiums	5,079,143.00
PAG-IBIG Contributions	78,000.00
Philhealth Contributions	914,977.00
Employees Compensation Insurance Premiums	78,000.00
Total Other Benefits	<u>6,150,120.00</u>
<b>Total Personnel Services</b>	<b><u>62,334,668.00</u></b>
<b>Maintenance and Other Operating Expenses</b>	
Traveling Expenses	7,167,900.00
Training and Scholarship Expenses	18,780,188.00
Supplies and Materials Expenses	3,228,465.00
Utility Expenses	1,028,952.00
Communication Expenses	729,240.00
Extraordinary and Miscellaneous Expenses	225,600.00
Professional Services	6,348,840.00
Consultancy Services	2,400,000.00
General Services	2,531,280.00
Repairs and Maintenance	1,038,150.00
Taxes, Insurance Premiums and Other Fees	212,500.00
Other Maintenance and Operating Expenses	
Advertising Expenses	309,000.00
Printing and Publication Expenses	3,398,000.00
Representation Expenses	1,404,000.00
Transportation and Delivery Expenses	123,600.00
Rent/Lease Expenses	540,000.00
Membership Dues and Contributions to Organizations	50,000.00
Subscription Expenses	132,000.00
Other Maintenance and Operating Expenses	1,000,000.00
<b>Total Maintenance and Other Operating Expenses</b>	<b><u>50,647,715.00</u></b>
<b>Total Current Operating Expenditures</b>	<b><u>112,982,383.00</u></b>
<b>Capital Outlays</b>	
Machinery and Equipment	170,000.00
<b>Total Capital Outlays</b>	<b><u>170,000.00</u></b>
<b>TOTAL APPROPRIATIONS</b>	<b><u>113,152,383.00</u></b>

## XXIII. BANGSAMORO PLANNING AND DEVELOPMENT AUTHORITY

### ORGANIZATIONAL OUTCOMES

**MANDATE** The Bangsamoro Planning and Development Authority (BPDA) shall serve as the planning, coordinating, and monitoring agency for all development plans, policies, programs and projects of the Bangsamoro Government. The BPDA shall act as the counterpart of the National Economic Development Authority (NEDA) in the Bangsamoro Autonomous Region. The BPDA shall also serve as the Technical Secretariat of the Bangsamoro Economic and Development Council (BEDC).

**ENHANCED PRIORITY AGENDA** A Stronger BARMM Bureaucracy. Evolve a strong, responsive, and relevant BARMM bureaucracy through the enactment of the remaining priority codes and legislation. Promote good governance by enhancing enabling policies that impel transparency, accountability, and improvement of overall public financial management. Ensure horizontal and vertical alignment and integration of development plans at the national, regional, and local levels. Enhance capacity development support and develop an incentive scheme to encourage full functionality of constituent local government units.

#### PERFORMANCE INFORMATION

<b>ORGANIZATIONAL OUTCOMES (OOs) / PERFORMANCE INDICATORS (PIs)</b>	<b>2023 TARGETS</b>
---	---------------------

#### **1. SOCIO-ECONOMIC DEVELOPMENT PLANNING PROGRAM**

##### **1.1. Socio-Economic Planning and Policies Development Program**

*Outcome indicator(s):*

1. Percentage of average client satisfaction rating on technical services provided	>75%
2. Percentage of recommended policies adopted	80%
3. Percentage of plans/programs adopted by the Council	60%

*Output indicator(s):*

<b>1.1.1 Technical Secretariat Services to BEDC and its committees, TWG and TaskForce</b>	
1. Number of technical secretariat services provided	138
2. Number of policies formulated and approved/Number of policy recommendations	26
<b>1.1.2 Development Planning</b>	
1. Number of socio-economic and physical plan formulated/updated	1
2. Number of technical secretariat services provided to MOAs/LGUs	64
3. Number of plan, primer and IEC materials printed and distributed	2/500
<b>1.1.3 Coordination and Provision of Technical Assistance</b>	
1. Number of technical assistance services provided to MOAs/LGUs	100
2. Number of coordination activities conducted	250

##### **1.2. Investment Programming**

*Outcome indicator(s):*

1. Average client satisfaction rating on secretariat services provided	>75%
--	------

*Output indicator(s):*

1. Number of medium-term/annual BDIP prepared/updated	1
2. Number of MOAs/LGUs assisted	25

##### **1.3. Research Development and Knowledge Management Program**

*Outcome indicator(s):*

1. Percentage of policy recommendations adopted	50%
2. Percentage of ministries/line agencies and offices utilizing the online dashboard	50%
3. Percentage of pre-feasibility/FS/technical studies adopted by concerned implementing ministries/offices/line agencies	100%

### XXIII. BANGSAMORO PLANNING AND DEVELOPMENT AUTHORITY

*Output indicator(s):*

1. Number of policy research agenda/study prepared	1
2. Number of statistical reports, macroeconomic forecasting, and news magazines prepared	2
3. Number of database/dashboard developed and maintained	1
4. Number of pre-feasibility/FS/technical study supported	1

#### 1.4. Monitoring and Evaluation

*Outcome indicator(s):*

1. Percentage of programs/projects validated, monitored and geo-tagged	100%
--	------

*Output indicator(s):*

1. Number of programs/projects validated, monitored, evaluated, and geo-tagged	300
2. Number of reports generated and prepared	13
3. Number of monitoring visits to food security convergence model areas conducted	60

### C. SPECIAL PROVISIONS

1. Bangsamoro Economic Development Council (BEDC). The BEDC allocations authorized under this Act shall be used exclusively for:

Personnel Services - Honoraria	₱	1,900,000.00
Maintenance and Other Operating Expenses	₱	5,090,000.00

The amount herein appropriated as honoraria of the BEDC is subject to existing rules and regulations on the payment of Honoraria.

2. Policy Research Study. The amount of One Million Four Hundred Thousand Pesos (₱1,400,000.00) herein appropriated shall be used exclusively for the procurement of Consulting Services for the conduct of priority development policy research study identified in the First BARMM Development Policy Research Agenda.

3. Reporting and Posting Requirements. The implementing Ministries and Offices shall submit quarterly reports on its financial and physical accomplishments, within thirty (30) days after the end of every quarter, through the following:

- (a) Unified Reporting System (URS) or other electronic means for submission of reports;
- (b) Hardcopy submitted to the MFBM; and
- (c) Implementing Ministry/Office's website.

The implementing Ministries and Offices shall send written notice when said reports have been submitted or posted on its website to the MFBM and other offices where the submission of reports is required under existing laws, rules and regulations. The date of notice to said Ministries and Offices shall be considered the date of compliance with this requirement.



**BANGSAMORO AUTONOMOUS REGION IN MUSLIM MINDANAO**

**XXIV. BANGSAMORO ATTORNEY-GENERAL'S OFFICE**

For general administration and support, support to operations, and operations as indicated  
hereunder .....

₱ **49,089,121.00**

Appropriations, by Program (in pesos)

Current Operating Expenditures

	Personnel Services	Maintenance and Other Operating Expenses	Capital Outlays	Total
<b>General Administration and Support</b>	<b>11,416,857.00</b>	<b>12,478,866.00</b>	<b>120,000.00</b>	<b>24,015,723.00</b>
<b>Support to Operations</b>		<b>2,928,528.00</b>		<b>2,928,528.00</b>
<b>Operations</b>	<b>18,035,516.00</b>	<b>4,109,354.00</b>		<b>22,144,870.00</b>
Case Litigation				
Legal Research and Interpretation				
Legal Representation and Coordination				
Shari'ah Services				
Intergovernmental Relations Body Services				
Special Projects				
<b>TOTAL 2023 APPROPRIATIONS</b>	<b>29,452,373.00</b>	<b>19,516,748.00</b>	<b>120,000.00</b>	<b>49,089,121.00</b>

**BANGSAMORO AUTONOMOUS REGION IN MUSLIM MINDANAO**

**XXIV. BANGSAMORO ATTORNEY-GENERAL'S OFFICE**

Appropriations, by Object of Expenditures  
(in pesos)

Current Operating Expenditures	(Cash-based) 2023
<b>Personnel Services</b>	
Civilian Personnel	
Permanent Positions	
Salaries and Wages	20,861,424.00
Total Permanent Positions	<u>20,861,424.00</u>
Other Compensation Common to All :	
Personnel Economic Relief Allowance	744,000.00
Representation Allowance	432,000.00
Transportation Allowance	432,000.00
Clothing and Uniform Allowance	186,000.00
Productivity Enhancement Incentives	155,000.00
Mid-Year Bonus	1,738,452.00
Year-End Bonus	1,738,452.00
Cash Gift	155,000.00
Total Other Compensation Common to All	<u>5,580,904.00</u>
Other Benefits	
Retirement and Life Insurance Premiums	2,503,372.00
PAG-IBIG Contributions	37,200.00
Philhealth Contributions	432,273.00
Employees Compensation Insurance Premiums	37,200.00
Total Other Benefits	<u>3,010,045.00</u>
<b>Total Personnel Services</b>	<b><u>29,452,373.00</u></b>
<b>Maintenance and Other Operating Expenses</b>	
Traveling Expenses	3,925,988.00
Training and Scholarship Expenses	3,166,300.00
Supplies and Materials Expenses	1,838,600.00
Utility Expenses	413,146.00
Communication Expenses	358,440.00
Extraordinary and Miscellaneous Expenses	225,600.00
Professional Services	4,256,202.00
General Services	902,472.00
Repairs and Maintenance	340,000.00
Taxes, Insurance Premiums and Other Fees	162,500.00
Other Maintenance and Operating Expenses	
Advertising Expenses	618,000.00
Printing and Publication Expenses	247,200.00
Representation Expenses	945,600.00
Transportation and Delivery Expenses	247,200.00
Rent/Lease Expenses	1,034,000.00
Membership Dues and Contributions to Organizations	71,500.00
Subscription Expenses	264,000.00
Other Maintenance and Operating Expenses	500,000.00
<b>Total Maintenance and Other Operating Expenses</b>	<b><u>19,516,748.00</u></b>
<b>Total Current Operating Expenditures</b>	<b><u>48,969,121.00</u></b>
<b>Capital Outlays</b>	
Machinery and Equipment	120,000.00
<b>Total Capital Outlays</b>	<b><u>120,000.00</u></b>
<b>TOTAL APPROPRIATIONS</b>	<b><u>49,089,121.00</u></b>

**XXIV. BANGSAMORO ATTORNEY-GENERAL'S OFFICE**

**ORGANIZATIONAL OUTCOMES**

**MANDATE** The Bangsamoro Attorney General's Office shall consist of the Bangsamoro Attorney General, assisted by a Bangsamoro Assistant Attorney General, divisions and support staff as provided for under Bangsamoro Autonomy Act No. 5.

**ENHANCED PRIORITY AGENDA** A Stronger BARMM Bureaucracy. Evolve a strong, responsive, and relevant BARMM bureaucracy through the enactment of the remaining priority codes and legislation. Promote good governance by enhancing enabling policies that impel transparency, accountability, and improvement of overall public financial management. Ensure horizontal and vertical alignment and integration of development plans at the national, regional, and local levels. Enhance capacity development support and develop an incentive scheme to encourage full functionality of constituent local government units.

Peace, Justice, and Security. Sustain and improve peace, justice, and security across the BARMM through stronger coordination and proactive collaboration with law enforcement agencies, development partners, and other relevant agencies and stakeholders. Operationalize the plural and enhanced justice system under the Bangsamoro Organic Law. Intensify peace building interventions, starting from securing the deliverables and commitments under the Comprehensive Agreement on the Bangsamoro, including the attainment of transitional justice. Support the normalization process for the transitioning combatants, their families, and communities, through stronger cooperation, accountability, complementation, monitoring, and evaluation with the National Government.

Bangsamoro Culture, Heritage, Identity and Diversity. Advance the mainstreaming of the rich culture, heritage, and identity of the peoples of the Bangsamoro. Provide avenues for the meaningful engagement and participation of the diverse populace of the Bangsamoro and establish appropriate institutions towards a self-sustaining and inclusive development of the women, youth, and other vulnerable sectors.

**PERFORMANCE INFORMATION**

**ORGANIZATIONAL OUTCOMES (OQs) / PERFORMANCE INDICATORS (PIs) 2023 TARGETS**

**1. CASE LITIGATION**

*Outcome indicator(s):*

- 1. Percentage of client Ministries/ Agencies/ Offices that rated the BAGO pleadings and other legal services as satisfactory or higher 95%

*Output indicator(s):*

- 1. Percentage of pleadings prepared within the reglementary period 95%
- 2. Percentage of cases filed when ripe 95%
- 3. Percentage of hearings attended when scheduled 95%
- 4. Percentage of cases resolved and/ or decided within the prescribed period 95%

**2. LEGAL RESEARCH AND INTERPRETATION**

*Outcome indicator(s):*

- 1. Percentage of client Ministries/ Agencies/ Offices that rated the BAGO Legal Research and Opinions as satisfactory or higher 95%
- 2. Percentage of client agency that rated the BAGO Legal Review as satisfactory or higher 95%

*Output indicator(s):*

- 1. Percentage of policies reviewed within 20 calendar days from receipt 95%
- 2. Percentage of bills reviewed within 20 calendar days from receipt 95%
- 3. Percentage of Memorandum of Agreement/ Memorandum of Understanding Review rendered within 10 calendar days 95%
- 4. Percentage of legal interpretation/ opinions rendered within 10 calendar days 95%

**3. LEGAL REPRESENTATION AND COORDINATION**

*Outcome indicator(s):*

- 1. Percentage of participation in inter-agency working groups 95%

#### XXIV. BANGSAMORO ATTORNEY-GENERAL'S OFFICE

*Output indicator(s):*

- |   |      |
|---|------|
| 1. Percentage of activities attended requiring legal representation | 95%  |
| 2. Percentage of activities attended requiring legal coordination   | 100% |

#### 4. SHARIAH SERVICES

*Outcome indicator(s):*

- |  |     |
|--|-----|
| 1. Percentage of participants that rated the Shari'ah assemblies and consultations as satisfactory or higher | 95% |
| 2. Percentage of trainees who completed the training or review sessions                                      | 95% |

*Output indicator(s):*

- |   |    |
|---|----|
| 1. No. of Shari'ah assemblies and consultations conducted | 4  |
| 2. No. of Shari'ah trainees accommodated                  | 50 |

#### 5. INTERGOVERNMENTAL RELATIONS BODY SERVICES

*Outcome indicator(s):*

- |   |     |
|---|-----|
| 1. Percentage of key officials and members of the meetings/ conferences/ coordinations who rated the IGRB secretariat support as satisfactory or higher | 95% |
|---|-----|

*Output indicator(s):*

- |  |      |
|--|------|
| 1. Percentage of IGRB conferences and meetings attended as scheduled | 95%  |
| 2. Percentage of IGRB coordinations rendered when necessary          | 100% |

#### 6. SPECIAL PROJECTS

*Outcome indicator(s):*

- |  |     |
|--|-----|
| 1. No. of law interns who completed the internship program   | 5   |
| 2. Percentage of participants who rated the BAGO community legal service as satisfactory or higher | 95% |

*Output indicator(s):*

- |  |      |
|--|------|
| 1. Percentage of tasks assigned to the law interns submitted on or before the deadline | 100% |
| 2. No. of participants catered during the Community Legal Service conducted            | 200  |

#### C. SPECIAL PROVISIONS

1. Reporting and Posting Requirements. The implementing Ministries and Offices shall submit quarterly reports on its financial and physical accomplishments, within thirty (30) days after the end of every quarter, through the following:

- (a) Unified Reporting System (URS) or other electronic means for submission of reports;
- (b) Hardcopy submitted to the MFBM; and
- (c) Implementing Ministry/Office's website.

The implementing Ministries and Offices shall send written notice when said reports have been submitted or posted on its website to the MFBM and other offices where the submission of reports is required under existing laws, rules and regulations. The date of notice to said Ministries and Offices shall be considered the date of compliance with this requirement.

**BANGSAMORO AUTONOMOUS REGION IN MUSLIM MINDANAO**

**XXV. BANGSAMORO PILGRIMAGE AUTHORITY**

For general administration and support, support to operations, and operations as indicated  
hereunder ..... **90,398,180.00**

Appropriations, by Program (in pesos)

	Current Operating Expenditures			Total
	Personnel Services	Maintenance and Other Operating Expenses	Capital Outlays	
<b>General Administration and Support</b>	<b>5,779,679.00</b>	<b>13,104,857.00</b>	<b>290,000.00</b>	<b>19,174,536.00</b>
<b>Support to Operations</b>	<b>4,313,661.00</b>	<b>1,767,050.00</b>		<b>6,080,711.00</b>
<b>Operations</b>	<b>9,176,153.00</b>	<b>55,966,780.00</b>		<b>65,142,933.00</b>
Haji and Umrah Administration and Supervision		55,966,780.00		55,966,780.00
<b>TOTAL 2023 APPROPRIATIONS</b>	<b>19,269,493.00</b>	<b>70,838,687.00</b>	<b>290,000.00</b>	<b>90,398,180.00</b>

**BANGSAMORO AUTONOMOUS REGION IN MUSLIM MINDANAO**

**XXV. BANGSAMORO PILGRIMAGE AUTHORITY**

Appropriations, by Object of Expenditures  
(in pesos)

Current Operating Expenditures	(Cash-based) 2023
 <b>Personnel Services</b>	
Civilian Personnel	
Permanent Positions	
Salaries and Wages	13,477,896.00
Total Permanent Positions	<u>13,477,896.00</u>
Other Compensation Common to All :	
Personnel Economic Relief Allowance	552,000.00
Representation Allowance	330,000.00
Transportation Allowance	330,000.00
Clothing and Uniform Allowance	138,000.00
Productivity Enhancement Incentives	115,000.00
Mid-Year Bonus	1,123,158.00
Year-End Bonus	1,123,158.00
Cash Gift	115,000.00
Total Other Compensation Common to All	<u>3,826,316.00</u>
Other Benefits	
Retirement and Life Insurance Premiums	1,617,348.00
PAG-IBIG Contributions	27,600.00
Philhealth Contributions	292,733.00
Employees Compensation Insurance Premiums	27,600.00
Total Other Benefits	<u>1,965,281.00</u>
<b>Total Personnel Services</b>	<b><u>19,269,493.00</u></b>
 <b>Maintenance and Other Operating Expenses</b>	
Traveling Expenses - Foreign	39,000,000.00
Traveling Expenses - Local	4,663,900.00
Training and Scholarship Expenses	2,552,900.00
Supplies and Materials Expenses	1,734,266.00
Utility Expenses	316,745.00
Communication Expenses	247,200.00
Extraordinary and Miscellaneous Expenses	109,200.00
Professional Services	4,067,940.00
General Services	726,336.00
Repairs and Maintenance	340,000.00
Financial Assistance/Subsidy	10,000,000.00
Taxes, Insurance Premiums and Other Fees	87,500.00
Other Maintenance and Operating Expenses	
Advertising Expenses	1,318,000.00
Printing and Publication Expenses	2,118,000.00
Representation Expenses	2,189,700.00
Rent/Lease Expenses	730,000.00
Membership Dues and Contributions to Organizations	5,000.00
Subscription Expenses	132,000.00
Other Maintenance and Operating Expenses	500,000.00
<b>Total Maintenance and Other Operating Expenses</b>	<b><u>70,838,687.00</u></b>
<b>Total Current Operating Expenditures</b>	<b><u>90,108,180.00</u></b>
 <b>Capital Outlays</b>	
Machinery and Equipment	170,000.00
Furniture, Fixtures and Books	120,000.00
<b>Total Capital Outlays</b>	<b><u>290,000.00</u></b>
<b>TOTAL APPROPRIATIONS</b>	<b><u>90,398,180.00</u></b>

## XXV. BANGSAMORO PILGRIMAGE AUTHORITY

### ORGANIZATIONAL OUTCOMES

**MANDATE** The Bangsamoro Pilgrimage Authority is primarily responsible for the administration of the annual Muslim pilgrimage to Mecca, Kingdom of Saudi Arabia of pilgrims from within the Bangsamoro. It shall formulate and implement programs, projects and activities for the efficient and effective administration and supervision of the conduct of pilgrimage activities of Bangsamoro pilgrims.

**ENHANCE PRIORITY AGENDA** Bangsamoro Cultures, Heritage, Identity and Diversity. Advance the mainstreaming of the rich culture, heritage, and identity of the peoples of the Bangsamoro. Provide avenues for the meaningful engagement and participation of the diverse populace of the Bangsamoro and establish appropriate institutions towards a self-sustaining and inclusive development of the women, youth, and other vulnerable sectors.

### PERFORMANCE INFORMATION

#### ORGANIZATIONAL OUTCOMES (OOs) / PERFORMANCE INDICATORS (PIs) 2023 TARGETS

#### 1. HAJJ AND UMRAH ADMINISTRATION AND SUPERVISION

##### 1.1 Conduct of coordination meetings, and preparatory workshops

*Outcome indicator(s):*

1. Established Memorandum of Understanding/Memorandum of Agreement between BPA and NCMF relative to Administration and Supervision of Hajj and Umrah within the BARMM Region

*Output indicator(s):*

- |  |                    |
|--|--------------------|
| 1. No. of Action Plan for subsequent engagement between BARMM and NCMF | 1 Action Plan      |
| 2. No. of Hajj Awareness Program conducted                             | 1 Program          |
| 3. No. of sheiks attended the Hajj TOT                                 | 50 sheiks          |
| 4. No. of staff oriented on Hajj Portal Registration                   | 4 staff oriented   |
| 5. No. of Visa Stamped   | 3,000 Visa Stamped |

##### 1.2 Promotion of Hajj & Umrah

*Outcome indicator(s):*

1. Establish an information drive to the Bangsamoro Community regarding Hajj and Umrah through live streaming of radio airing segment and distribution of reading materials

*Output indicator(s):*

- |   |                       |
|---|-----------------------|
| 1. No. of hours of radio-airing conducted                               | 35 hours Radio-Airing |
| 2. No. of handbooks distributed as reading materials for Hajj and Umrah | 3,000 Handbooks       |

##### 1.3 Hajj Facilitation and Operation

*Outcome indicator(s):*

1. Offer effective and efficient Hajj Performance from travel of origin to successful completion of Hajj for 2023
2. Provide more accessible and cost-efficient Hajj Opportunities to Bangsamoro

*Output indicator(s):*

- |  |                         |
|--|-------------------------|
| 1. No. of BPA personnel sent to Royal Saudi Embassy          | 5 personnel             |
| 2. No. of contracts signed between BPA and foreign suppliers | 3 contracts signed      |
| 3. No. of pilgrims assisted during 2023 Hajj performance     | 3,000 Pilgrims assisted |
| 4. No. of Hajj team sent to KSA                              | 1 Hajj team             |

##### 1.4 Cultural Development Assistance/Incentives

*Outcome indicator(s):*

1. Formulate Policy Guidelines in selecting the beneficiaries of Cultural Development Assistance Program

## XXV. BANGSAMORO PILGRIMAGE AUTHORITY

2. Establish Bangsamoro Pilgrims identity during 2023 Hajj Performance.
3. Intervention/Support to the normalization process of the Bangsamoro Government

### *Output indicator(s):*

- |  |   |
|--|---|
| 1. No. of Hajj Kits distributed                | 3,000 Hajj kits                             |
| 2. No. of Decommissioned Combatants subsidized | 27 decommissioned combatants performed Hajj |

### C. SPECIAL PROVISIONS

1. Revolving Funds for Hajj Administration and Supervision. The revolving fund in the amount of Thirty Five Million Pesos (P35,000,000.00) shall be exclusively used to cover expenses directly incurred in the implementation of Hajj Administration and Supervision. The amount herein expended shall be fully replenished with receipts and returns from beneficiaries. In no case shall said fund be used for the payment of discretionary and representation expenses. Disbursements shall be made in accordance with budgeting, accounting, and auditing rules and regulations.
2. Hajj Facilitation and Operation. The total amount of Four Million Pesos (P4,000,000.00) herein appropriated shall be exclusively used for Hajj facilitation and operation. Two Million Pesos (P2,000,000.00) shall be used for the conduct of research and development regarding Hajj and endowment and the other Two Million Pesos (P2,000,000.00) shall be used for the travelling expenses of the advance team to Kingdom of Saudi Arabia.
3. Hajj Plan. BPA shall prepare and submit Hajj Plan for 2023 to MFBM.
4. Reporting and Posting Requirements. The implementing Ministries and Offices shall submit quarterly reports on its financial and physical accomplishments, within thirty (30) days after the end of every quarter, through the following:
  - (a) Unified Reporting System (URS) or other electronic means for submission of reports;
  - (b) Hardcopy submitted to the MFBM; and
  - (c) Implementing Ministry/Office's website.

The implementing Ministries and Offices shall send written notice when said reports have been submitted or posted on its website to the MFBM and other offices where the submission of reports is required under existing laws, rules and regulations. The date of notice to said Ministries and Offices shall be considered the date of compliance with this requirement.



**BANGSAMORO AUTONOMOUS REGION IN MUSLIM MINDANAO**

**XXVI. COOPERATIVES AND SOCIAL ENTERPRISE AUTHORITY**

For general administration and support, support to operations, and operations as indicated hereunder .....

**43,792,905.00**

Appropriations, by Program (in pesos)

	Current Operating Expenditures			Total
	Personnel Services	Maintenance and Other Operating Expenses	Capital Outlays	
<b>General Administration and Support</b>	<b>8,003,041.00</b>	<b>9,189,810.00</b>	<b>105,000.00</b>	<b>17,297,851.00</b>
<b>Support to Operations</b>	<b>4,875,983.00</b>	<b>4,001,030.00</b>		<b>8,877,013.00</b>
<b>Operations</b>	<b>14,175,771.00</b>	<b>3,442,270.00</b>		<b>17,618,041.00</b>
Promotion, Development and Regulation of Cooperatives and Social Enterprise	14,175,771.00	3,442,270.00		17,618,041.00
<b>TOTAL 2023 APPROPRIATIONS</b>	<b>27,054,795.00</b>	<b>16,633,110.00</b>	<b>105,000.00</b>	<b>43,792,905.00</b>

**BANGSAMORO AUTONOMOUS REGION IN MUSLIM MINDANAO**

**XXVI. COOPERATIVES AND SOCIAL ENTERPRISE AUTHORITY**

Appropriations, by Object of Expenditures  
(in pesos)

Current Operating Expenditures	(Cash-based) 2023
<b>Personnel Services</b>	
Permanent Positions	
Salaries and Wages	19,027,896.00
Total Permanent Positions	<u>19,027,896.00</u>
Other Compensation Common to All :	
Personnel Economic Relief Allowance	912,000.00
Representation Allowance	270,000.00
Transportation Allowance	270,000.00
Clothing and Uniform Allowance	228,000.00
Productivity Enhancement Incentives	190,000.00
Mid-Year Bonus	1,585,658.00
Year-End Bonus	1,585,658.00
Cash Gift	<u>190,000.00</u>
Total Other Compensation Common to All	5,231,316.00
Other Benefits	
Retirement and Life Insurance Premiums	2,283,349.00
PAG-IBIG Contributions	45,600.00
Philhealth Contributions	421,034.00
Employees Compensation Insurance Premiums	<u>45,600.00</u>
Total Other Benefits	2,795,583.00
<b>Total Personnel Services</b>	<b><u>27,054,795.00</u></b>
<b>Maintenance and Other Operating Expenses</b>	
Traveling Expenses	5,022,540.00
Training and Scholarship Expenses	4,177,850.00
Supplies and Materials Expenses	1,974,775.00
Utility Expenses	151,609.00
Communication Expenses	114,000.00
Extraordinary and Miscellaneous Expenses	109,200.00
Professional Services	2,400,900.00
General Services	726,336.00
Repairs and Maintenance Expenses	220,000.00
Taxes, Insurance Premiums and Other Fees	22,500.00
Other Maintenance and Operating Expenses	
Printing and Publication Expenses	10,000.00
Representation Expenses	356,400.00
Rent/Lease Expenses	700,000.00
Membership Dues and Contributions to Organizations	15,000.00
Subscription Expenses	132,000.00
Other Maintenance and Operating Expenses	500,000.00
<b>Total Maintenance and Other Operating Expenses</b>	<b><u>16,633,110.00</u></b>
<b>Total Current Operating Expenditures</b>	<b><u>43,687,905.00</u></b>
<b>Capital Outlays</b>	
Machinery and Equipment	105,000.00
<b>Total Capital Outlays</b>	<b><u>105,000.00</u></b>
<b>TOTAL APPROPRIATIONS</b>	<b><u>43,792,905.00</u></b>

## XXVI. COOPERATIVES AND SOCIAL ENTERPRISE AUTHORITY

### ORGANIZATIONAL OUTCOMES

**MANDATE** The Cooperatives and Social Enterprise Authority with all the branches, sub-divisions, instrumentalities and agencies of the Bangsamoro Government shall ensure the provision of technical guidance, financial assistance and other services to enable the cooperatives and social enterprises to develop into viable and responsive economic enterprises and be platforms for poverty reduction.

**ENHANCE PRIORITY AGENDA** Revenue Generation and Economic Comparative Advantage. Intensify revenue generation through the creation of government-owned and -controlled corporations and other financial institutions, establishment of economic zones, and introduction of other initiatives to encourage investments and maximize the revenue potentials of the BARMM. Boost the economic development in BARMM by capitalizing on its comparative advantage when it comes to the economic potentials of its natural resources, the halal industry, ecotourism, the investment incentives in its existing and prospective economic zones, freeports, and industrial estates, and the development of Islamic banking and finance in the region. Enhance research and development, maximize science and technology, increase public and private partnerships, and endorse business-friendly policies.

### PERFORMANCE INFORMATION

#### ORGANIZATIONAL OUTCOMES (OOS) / PERFORMANCE INDICATORS (PIs) 2023 TARGETS

##### 1. DEVELOPMENT AND REGULATION OF COOPERATIVES AND SOCIAL ENTERPRISES

###### Cooperative Promotion, Development and Regulation

*Outcome indicator(s):*

1. Percentage of increase in profitability of Bangsamoro Cooperatives 10%

*Output indicator(s):*

1. No. of prospective cooperative members trained	750
2. No. of cooperatives registered	200
3. No. of cooperatives monitored and supervised	1,200
4. No. of cooperative officers trained	600
5. No. of technical assistance extended to cooperatives	1,200

###### Social Enterprise Promotion, Development and Regulation

*Outcome indicator(s):*

1. Percentage of organizations developed into Social Enterprises 10%

*Output indicator(s):*

1. No. of prospective cooperative members trained	360
2. No. of social enterprise members trained	450

### C. SPECIAL PROVISIONS

1. Reporting and Posting Requirements. The implementing Ministries and Offices shall submit quarterly reports on its financial and physical accomplishments, within thirty (30) days after the end of every quarter, through the following:

- (a) Unified Reporting System (URS) or other electronic means for submission of reports;
- (b) Hardcopy submitted to the MFBM; and
- (c) Implementing Ministry/Office's website.

The implementing Ministries and Offices shall send written notice when said reports have been submitted or posted on its website to the MFBM and other offices where the submission of reports is required under existing laws, rules and regulations. The date of notice to said Ministries and Offices shall be considered the date of compliance with this requirement.

**BANGSAMORO AUTONOMOUS REGION IN MUSLIM MINDANAO**

**XXVII. DEVELOPMENT ACADEMY OF THE BANGSAMORO**

For general administration and support, support to operations, and operations as indicated  
hereunder .....

₱ **57,654,779.00**

Appropriations, by Program (in pesos)

	Current Operating Expenditures			Total
	Personnel Services	Maintenance and Other Operating Expenses	Capital Outlays	
<b>General Administration and Support</b>	<b>4,145,512.00</b>	<b>11,324,581.00</b>	<b>4,077,000.00</b>	<b>19,547,093.00</b>
<b>Support to Operations</b>	<b>7,369,675.00</b>	<b>6,664,480.00</b>		<b>14,034,155.00</b>
<b>Operations</b>	<b>14,598,031.00</b>	<b>9,475,500.00</b>		<b>24,073,531.00</b>
Academy's Operations	14,598,031.00			14,598,031.00
BARMM Human Capital Development		6,889,000.00		6,889,000.00
Academy's Tool Development		1,096,500.00		1,096,500.00
Policy Promulgation on Human Capital Development		1,490,000.00		1,490,000.00
<b>TOTAL 2023 APPROPRIATIONS</b>	<b>26,113,218.00</b>	<b>27,464,561.00</b>	<b>4,077,000.00</b>	<b>57,654,779.00</b>

**BANGSAMORO AUTONOMOUS REGION IN MUSLIM MINDANAO**

**XXVII. DEVELOPMENT ACADEMY OF THE BANGSAMORO**

Appropriations, by Object of Expenditures  
(in pesos)

Current Operating Expenditures	(Cash-based) 2023
<b>Personnel Services</b>	
Permanent Positions	
Salaries and Wages	18,263,052.00
Total Permanent Positions	<u>18,263,052.00</u>
Other Compensation Common to All :	
Personnel Economic Relief Allowance	744,000.00
Representation Allowance	450,000.00
Transportation Allowance	450,000.00
Clothing and Uniform Allowance	186,000.00
Productivity Enhancement Incentives	155,000.00
Mid-Year Bonus	1,521,921.00
Year-End Bonus	1,521,921.00
Cash Gift	155,000.00
Total Other Compensation Common to All	<u>5,183,842.00</u>
Other Benefits	
Retirement and Life Insurance Premiums	2,191,567.00
PAG-IBIG Contributions	37,200.00
Philhealth Contributions	400,357.00
Employees Compensation Insurance Premiums	37,200.00
Total Other Benefits	<u>2,666,324.00</u>
<b>Total Personnel Services</b>	<b><u>26,113,218.00</u></b>
<b>Maintenance and Other Operating Expenses</b>	
Traveling Expenses	4,395,840.00
Training and Scholarship Expenses	10,221,700.00
Supplies and Materials Expenses	1,719,332.00
Utility Expenses	426,917.00
Communication Expenses	309,000.00
Extraordinary and Miscellaneous Expenses	109,200.00
Professional Services	2,400,900.00
Consultancy Services	2,400,000.00
General Services	902,472.00
Repairs and Maintenance	240,000.00
Taxes, Insurance Premiums and Other Fees	90,000.00
Other Maintenance and Operating Expenses	
Advertising Expenses	618,000.00
Printing and Publication Expenses	1,236,000.00
Representation Expenses	669,600.00
Transportation and Delivery Expenses	123,600.00
Rent/Lease Expenses	960,000.00
Membership Dues and Contributions to Organizations	10,000.00
Subscription Expenses	132,000.00
Other Maintenance and Operating Expenses	500,000.00
<b>Total Maintenance and Other Operating Expenses</b>	<b><u>27,464,561.00</u></b>
<b>Total Current Operating Expenditures</b>	<b><u>53,577,779.00</u></b>
<b>Capital Outlays</b>	
Machinery and Equipment	1,650,000.00
Furniture, Fixtures and Books	120,000.00
Transportation Equipment	2,307,000.00
<b>Total Capital Outlays</b>	<b><u>4,077,000.00</u></b>
<b>TOTAL APPROPRIATIONS</b>	<b><u>57,654,779.00</u></b>

## XXVII. DEVELOPMENT ACADEMY OF THE BANGSAMORO

### ORGANIZATIONAL OUTCOMES

**MANDATE** The Development Academy of the Bangsamoro shall be the central human capital development training and research arm of the Bangsamoro Government for its agencies and employees.

**ENHANCED PRIORITY AGENDA** A Stronger BARMM Bureaucracy. Evolve a strong, responsive, and relevant BARMM bureaucracy through the enactment of the remaining priority codes and legislation. Promote good governance by enhancing enabling policies that impel transparency, accountability, and improvement of overall public financial management. Ensure horizontal and vertical alignment and integration of development plans at the national, regional, and local levels. Enhance capacity development support and develop an incentive scheme to encourage full functionality of constituent local government units.

### PERFORMANCE INFORMATION

#### ORGANIZATIONAL OUTCOMES (OOs) / PERFORMANCE INDICATORS (PIs)

#### 2023 TARGETS

##### 1. Developmental Research and Impact Assessment on BARMM Trainings

*Outcome indicator(s):*

1. Improved Bangsamoro Human Capital through training and research

*Output indicator(s):*

1. Number of technical assistance rendered to BARMM Ministries, Offices and Agencies	20
2. Number of Organization-Focused Capability Building Programs conducted	2
3. Number of Learning and Development Modules developed	5
4. Number of Client-Focused Capability Building Programs conducted	4
5. Number of policies formulated	2
6. Number of training of trainers conducted	6
7. Number of pilot trainings conducted	2
8. Number of tool developed	1
9. Number of performance assessment conducted	2

### C. SPECIAL PROVISIONS

1. BARMM Human Capital Development. The amount of Two Million Four Hundred Thousand Pesos (₱2,400,000.00) herein appropriated shall be used exclusively for the procurement of Consulting Services for Module Development.

2. Reporting and Posting Requirements. The implementing Ministries and Offices shall submit quarterly reports on its financial and physical accomplishments, within thirty (30) days after the end of every quarter, through the following:

- (a) Unified Reporting System (URS) or other electronic means for submission of reports;
- (b) Hardcopy submitted to the MFBM; and
- (c) Implementing Ministry/Office's website.

The implementing Ministries and Offices shall send written notice when said reports have been submitted or posted on its website to the MFBM and other offices where the submission of reports is required under existing laws, rules and regulations. The date of notice to said Ministries and Offices shall be considered the date of compliance with this requirement.

**BANGSAMORO AUTONOMOUS REGION IN MUSLIM MINDANAO**

**XXVIII. BANGSAMORO HUMAN RIGHTS COMMISSION**

For general administration and support, support to operations, and operations as indicated  
hereunder .....

₱ **114,645,095.00**

Appropriations, by Program (in pesos)

	Current Operating Expenditures			Total
	Personnel Services	Maintenance and Other Operating Expenses	Capital Outlays	
<b>General Administration and Support</b>	<b>21,006,764.00</b>	<b>28,030,177.00</b>	<b>525,000.00</b>	<b>49,561,941.00</b>
<b>Support to Operations</b>	<b>12,002,276.00</b>	<b>6,277,188.00</b>		<b>18,279,464.00</b>
<b>Operations</b>	<b>28,090,040.00</b>	<b>18,713,650.00</b>		<b>46,803,690.00</b>
Human Rights Protection		6,560,650.00		6,560,650.00
Human Rights Promotion		10,563,000.00		10,563,000.00
Human Rights Fulfillment		1,590,000.00		1,590,000.00
<b>TOTAL 2023 APPROPRIATIONS</b>	<b>61,099,080.00</b>	<b>53,021,015.00</b>	<b>525,000.00</b>	<b>114,645,095.00</b>

**BANGSAMORO AUTONOMOUS REGION IN MUSLIM MINDANAO**

**XXVIII. BANGSAMORO HUMAN RIGHTS COMMISSION**

Appropriations, by Object of Expenditures  
(in pesos)

Current Operating Expenditures	(Cash-based) 2023
<b>Personnel Services</b>	
Permanent Positions	
Salaries and Wages	43,162,308.00
Total Permanent Positions	<u>43,162,308.00</u>
Other Compensation Common to All :	
Personnel Economic Relief Allowance	1,608,000.00
Representation Allowance	912,000.00
Transportation Allowance	912,000.00
Clothing and Uniform Allowance	402,000.00
Productivity Enhancement Incentives	335,000.00
Mid-Year Bonus	3,596,859.00
Year-End Bonus	3,596,859.00
Cash Gift	335,000.00
Total Other Compensation Common to All	<u>11,697,718.00</u>
Other Benefits	
Retirement and Life Insurance Premiums	5,179,477.00
PAG-IBIG Contributions	80,400.00
Philhealth Contributions	898,777.00
Employees Compensation Insurance Premiums	80,400.00
Total Other Benefits	<u>6,239,054.00</u>
<b>Total Personnel Services</b>	<u><b>61,099,080.00</b></u>
<b>Maintenance and Other Operating Expenses</b>	
Traveling Expenses	8,623,520.00
Training and Scholarship Expense	7,876,400.00
Supplies and Materials Expenses	6,745,149.00
Utility Expenses	922,692.00
Communication Expenses	1,093,860.00
Extraordinary and Miscellaneous Expenses	444,000.00
Professional Services	9,366,560.00
Consultancy Services	2,100,000.00
General Services	3,620,784.00
Repairs and Maintenance	960,000.00
Financial Assistance/Subsidy	1,230,250.00
Taxes, Insurance Premiums and Other Fees	342,500.00
Other Maintenance and Operating Expenses	
Advertising Expenses	618,000.00
Printing and Publication Expenses	2,236,000.00
Representation Expenses	3,197,100.00
Transportation and Delivery Expenses	247,200.00
Rent/Lease Expenses	2,640,000.00
Membership Dues and Contributions to Organizations	125,000.00
Subscription Expenses	132,000.00
Other Maintenance and Operating Expenses	500,000.00
<b>Total Maintenance and Other Operating Expenses</b>	<u><b>53,021,015.00</b></u>
<b>Total Current Operating Expenditures</b>	<u><b>114,120,095.00</b></u>
<b>Capital Outlays</b>	
Machinery and Equipment	525,000.00
<b>Total Capital Outlays</b>	<u><b>525,000.00</b></u>
<b>TOTAL APPROPRIATIONS</b>	<u><u><b>114,645,095.00</b></u></u>



## XXVIII. BANGSAMORO HUMAN RIGHTS COMMISSION

### ORGANIZATIONAL OUTCOMES

**MANDATE** As the human rights institution of the Bangsamoro, the BHRC shall promote and protect human rights, and during armed conflict, uphold international humanitarian law.

**ENHANCED PRIORITY AGENDA** Peace, Justice, and Security. Sustain and improve peace, justice, and security across the BARMM through stronger coordination and proactive collaboration with law enforcement agencies, development partners, and other relevant agencies and stakeholders. Operationalize the plural and enhanced justice system under the Bangsamoro Organic Law. Intensify peace building interventions, starting from securing the deliverables and commitments under the Comprehensive Agreement on the Bangsamoro, including the attainment of transitional justice. Support the normalization process for the transitioning combatants, their families, and communities, through stronger cooperation, accountability, complementation, monitoring, and evaluation with the National Government.

### PERFORMANCE INFORMATION

#### ORGANIZATIONAL OUTCOMES (OOs) / PERFORMANCE INDICATORS (PIs)

#### 2023 TARGETS

#### 1. HUMAN RIGHTS PROTECTION

*Outcome indicator(s):*

1. Access to justice and protection of human rights strengthened
2. Percentage of human rights cases resolved

#### 1.1. Human Rights Investigation

*Output indicator(s):*

1. No. of human rights cases investigated

150

#### 1.2. Legal Assistance

*Output indicator(s):*

1. No. of legal assistance provided
2. No. of lawyers deputized

1,460  
2

#### 1.3. Jail and Detention Facilities Monitoring

*Output indicator(s):*

1. No. of jail/detention facilities visited and monitoring conducted

78

#### 1.4. Financial Assistance to Victims and Witnesses of Human Rights Violations

*Output indicator(s):*

1. No. of financial assistance provided

120

#### 1.5. Research, Investigation and Documentation on Social Injustices to Bangsamoro People

*Output indicator(s):*

1. No. of past human rights violations documented and investigated

12

#### 1.6 Human Rights Monitoring on Checkpoints

*Output indicator(s):*

1. No. of monitoring of checkpoints conducted

48

#### 2. HUMAN RIGHTS PROMOTION

*Outcome indicator(s):*

1. Increased number of individuals with knowledge on human rights

## XXVIII. BANGSAMORO HUMAN RIGHTS COMMISSION

2. Increased number of duty-bearers capacitated on human rights
3. Increased number of individuals aware of human rights

### 2.1. Human Rights Education and Training Program

#### 2.1.1. Human Rights Education

*Output indicator(s):*

1. No. of individuals with increased knowledge on human rights 3,360

#### 2.1.2. Human Rights Education Outside BARMM

*Output indicator(s):*

1. No. of individuals residing in Bangsamoro communities outside BARMM with increased knowledge on human rights 500

#### 2.1.3. Strengthening Capacities on Duty-bearers on Human Rights

*Output indicator(s):*

1. No. of individuals from priority sectors oriented and capacitated on human rights laws and standards 2,400

#### 2.1.4. Gender Ombud Orientation

*Output indicator(s):*

1. No. of BARMM M/O/As oriented on Gender Ombud Guidelines 27

#### 2.1.5. Development of Human Rights Training Materials

*Output indicator(s):*

1. No. of Human Rights Training Materials developed 2

### 2.2. Human Rights Public Awareness Program

#### 2.2.1. Advocacy and Campaign

*Output indicator(s):*

1. No. of Individuals participated to Human Rights celebrations, campaigns, events and summit 850

#### 2.2.2. IEC Development

*Output indicator(s):*

1. No. of IEC materials developed 6

#### 2.2.3. IEC Dissemination

*Output indicator(s):*

1. No. of IEC materials disseminated/reproduced 3,000

### 3. HUMAN RIGHTS FULFILLMENT

*Outcome indicator(s):*

1. Increased number of legislations and policies with human rights lens
2. Increased number of human rights partners established

#### 3.1. Review of Legislations and Policies

*Output indicator(s):*

1. No. of statements, position papers, and stand on bills prepared and issued 5

#### 3.2. Coordination Meeting with Civil Society Organizations

*Output indicator(s):*

1. No. of coordination meetings with Civil Society Organizations conducted 28

#### 3.3. Partnership with CSOs, NGOs, INGOs and LGUs

## XXVIII. BANGSAMORO HUMAN RIGHTS COMMISSION

*Output indicator(s):*

1. No. of partnerships with CSOs, NGOs, INGOs and LGUs established 16

### 3.4. Reports and/or Recommendations

*Output indicator(s):*

1. No. of report and/or recommendation prepared, issued and published 4

## C. SPECIAL PROVISIONS

1. Human Rights Protection. The amount of One Million Two Hundred Thirty Thousand Five Hundred Pesos (P1,230,500.00) herein appropriated for the Financial Assistance to Victims and Witnesses of Human Rights Violations shall be released only upon submission of Program Implementation Plan and Guidelines and, subject further to submission of quarterly status report of implementation to MFBM.

2. Reporting and Posting Requirements. The implementing Ministries and Offices shall submit quarterly reports on its financial and physical accomplishments, within thirty (30) days after the end of every quarter, through the following:

- (a) Unified Reporting System (URS) or other electronic means for submission of reports;
- (b) Hardcopy submitted to the MFBM; and
- (c) Implementing Ministry/Office's website.

The implementing Ministries and Offices shall send written notice when said reports have been submitted or posted on its website to the MFBM and other offices where the submission of reports is required under existing laws, rules and regulations. The date of notice to said Ministries and Offices shall be considered the date of compliance with this requirement.

SPECIAL  
PURPOSE  
FUNDS

**BANGSAMORO AUTONOMOUS REGION IN MUSLIM MINDANAO**

**XXIX. PENSION AND GRATUITY FUND**

For payment of budgetary support to various Bangsamoro Initiatives and Expenditures  
hereunder ..... ₱ **300,627,840.00**

Appropriations, by Purpose (in pesos)

	Current Operating Expenditures			
	Personnel Services	Maintenance and Other Operating Expenses	Capital Outlays	Total
<b>Pension and Gratuity Fund</b>	<b>300,627,840.00</b>			<b>300,627,840.00</b>
<b>TOTAL 2023 APPROPRIATIONS</b>	<b>300,627,840.00</b>			<b>300,627,840.00</b>

**C. SPECIAL PROVISIONS**

1. Funding Release. All releases from the Pension and Gratuity Fund (PGF) shall be subject to the approval of the Chief Minister and shall conform to the appropriate guidelines on fund releases as may be issued by the MFBM.

2. Monetization of Leave Credits. Monetization of Leave Credits shall be charged against the Ministry or Office's available Personnel Services (PS) allotments from their built-in appropriations, after satisfying the requirements for the Retirement Gratuity/Terminal Leave of optional retirees.

Available PS allotments arise under the following circumstances:

- (a) Incurrence of leave of absence without pay;
- (b) Vacant positions on account of termination, resignation, transfer, retirement or separation;
- (c) Delay in the actual assumption of duty from the date of appointment;
- (d) Suspension and other disciplinary sanctions;
- (e) Erroneous computation of PS benefits; or
- (f) Other similar instances.

3. Reporting and Posting Requirements. The implementing Ministries and Offices shall submit quarterly reports on its financial and physical accomplishments within thirty (30) days after the end of every quarter, through the following:

- (a) MFBM; and
- (b) Implementing Ministry/Office's website.

**BANGSAMORO AUTONOMOUS REGION IN MUSLIM MINDANAO**

**XXX. MISCELLANEOUS PERSONNEL BENEFIT FUND**

For payment of budgetary support to various Bangsamoro Initiatives and Expenditures  
hereunder ..... ₱ **2,615,269,253.00**

Appropriations, by Purpose (in pesos)

	Current Operating Expenditures			Total
	Personnel Services	Maintenance and Other Operating Expenses	Capital Outlays	
<b>Miscellaneous Personnel Benefit Fund</b>	<b>2,615,269,253.00</b>			<b>2,615,269,253.00</b>
<b>TOTAL 2023 APPROPRIATIONS</b>	<b>2,615,269,253.00</b>			<b>2,615,269,253.00</b>

**C. SPECIAL PROVISIONS**

1. Payment of Personnel Benefit. The amount of Two Billion Six Hundred Fifteen Million Two Hundred Sixty-Nine Thousand Two Hundred and Fifty-Three Pesos (₱ 2,615,269,253.00) herein appropriated for the payment of personnel benefits shall be used for deficiencies in authorized salaries, allowances, associated premiums and other similar personnel benefits of the Bangsamoro Government personnel. It shall cover personnel services expenses including, but not limited to the following:

- (a) Funding requirement for offices that may be created by the Bangsamoro Transition Authority and competent authority, subject to applicable laws and this Act;
- (b) Funding requirement for the creation and filling of position for the Bangsamoro Agrarian Reform Adjudication Board (BARAB-MAFAR). Filling-up of created positions shall be subject to the subsequent issuance of appropriate Notice of Organization, Staffing and Compensation Action (NOSCA) of the MFBM;
- (c) Funding requirement for the upgrading of Tamparan District Hospital's Personnel Services;
- (d) Funding requirement for the creation and filling-up of three Medical Specialists III in the sixteen (16) district hospitals in BARMM;
- (e) Payment of Step Increment of qualified personnel;
- (f) Payment of other allowances, benefits, and step increment of transferred employees from the schools division of Cotabato City and 63 Barangays of North Cotabato, as may be authorized by applicable laws and this Act; and
- (g) Payment of other Personnel Services as may be mandated by law or as provided in this Act, subject to usual accounting and auditing rules and regulations.

2. Funding Release. Release of funds shall be subject to the determination by the MFBM that the Personnel Services requirements cannot be accommodated within the Ministry or Office's Personnel Services appropriations as authorized under Section 37 of the General Provisions of this Act.

3. Reporting and Posting Requirements. The implementing Ministries and Offices shall submit quarterly reports on its financial and physical accomplishments within thirty (30) days after the end of every quarter, through the following:

- (a) MFBM; and
- (b) Implementing Ministry/Office's website.

**BANGSAMORO AUTONOMOUS REGION IN MUSLIM MINDANAO**

**XXXI. CONTINGENT FUND**

For payment of budgetary support to various Bangsamoro Initiatives and Expenditures  
hereunder ..... ₱ **5,029,839,521.00**

Appropriations, by Purpose (in pesos)

	Current Operating Expenditures			Total
	Personnel Services	Maintenance and Other Operating Expenses	Capital Outlays	
<b>Contingent Fund</b>		<b>2,740,519,073.00</b>	<b>2,289,320,448.00</b>	<b>5,029,839,521.00</b>
<b>TOTAL 2023 APPROPRIATIONS</b>		<b>2,740,519,073.00</b>	<b>2,289,320,448.00</b>	<b>5,029,839,521.00</b>

**C. SPECIAL PROVISIONS**

1. Contingent Fund. The amount of Five Billion Twenty-Nine Million Eight Hundred Thirty-Nine Thousand Five Hundred and Twenty-One Pesos (₱ 5,029,839,521.00) herein appropriated shall cover the funding requirements of new or urgent projects and activities of the Bangsamoro Government's Ministries and Offices and GOCCs that need to be implemented or paid during the year, such as, but not limited to the following:

- (a) Digitization of BARMM Bureaucracy. The amount herein appropriated may also be used for the funding requirements for initiatives related to the digitization of BARMM bureaucracy;
- (b) Islamic Finance Programs. The amount herein appropriated may be used for the funding requirements of Islamic Finance-related programs, activities, and projects subject to Section 28 of this Act;
- (c) Transitional Development Impact Fund. The amount of Two Billion Eight Hundred Million Pesos (₱2,800,000,000.00) herein appropriated shall be used for the Transitional Development Impact Fund;
- (d) Provision for cost of acquisition of Al-Amanah Islamic Bank and other related costs;
- (e) Customs Duties and Taxes, including Tax Expenditures. The amount herein appropriated may be used to support the tax expenditures of the various Bangsamoro Government's Ministries and Offices and the assumed tax payable on foreign assistance and donations for the Bangsamoro, such as, but not limited to, the Japan Government Assistance;
- (f) Health Services. The amount herein appropriated may be used for the funding requirements of the purchase of necessary supplies and materials in response to the effect of the COVID-19 pandemic including vaccines, health protective gears, and other paraphernalia not otherwise considered in the budget allocation of the Ministries and Offices in this Act;
- (g) Education Programs. The amount herein appropriated may be used for the funding allocation of Education Programs and Projects previously provided by the National Government and continuously enjoyed by other administrative regions;
- (h) Acquisition of Land and Infrastructure. The amount herein appropriated may be used for the funding of acquisition of land and infrastructures necessary for the establishment of the Bangsamoro Government Center;
- (i) Polloc Development Master Plan. The amount herein appropriated may be used for the funding requirements of the Consulting Services for the formulation of Polloc Development Master Plan;
- (j) Consulting Services for the Exploration, Development and Utilization of Ligawasan Marsh;
- (k) Infrastructure Projects. The amount herein appropriated may be used for the other infrastructure projects, subject to submission of common engineering documents;
- (l) Recovery and Rehabilitation Plan for Typhoon Paeng Affected Areas;

#### XXXI. CONTINGENT FUND

(m) Special Provisions. The funding for the special provisions as provided in this Act shall be charged against this appropriation;

(n) Investment of funds through the Bureau of Treasury; and

(o) Other Expenditures. The amount herein appropriated may also be used to provide funds for any, and all unforeseen programs and activities not covered by this Act, subject to technical assessment and approval of the Chief Minister.

2. Creation of Special Oversight Committee. There is hereby created a Special Oversight Committee for the Recovery and Rehabilitation Plan for Typhoon Paeng Affect Areas which shall be chaired by the Chairperson of the Committee on Finance, Budget, and Management, other members shall be determined by the Chairperson.

3. Government Assistance Programs. The amount herein appropriated shall cover the necessary fund requirement for the implementation of government assistance programs enumerated herein, subject to the following conditions and without prejudice to any agreement reached through the Intergovernmental Relations Body (IGRB):

- (1) The amount shall be given the highest priority in the Contingent Fund;
- (2) The programs are nationally funded;
- (3) They are paid under protest by the Bangsamoro Government; and
- (4) The submitted list of beneficiaries shall be subject to verification and validation.

(a) Education Service Contracting (ESC) Program for private junior high schools. In the selection of grantees, priority shall be given to graduates of public elementary schools. The ESC Program shall adopt a performance-based accreditation or certification for participating private junior high schools;

(b) Senior High School (SHS) Voucher Program to enable qualified students, as determined by Ministry, to enroll in private secondary schools or other institutions, such as state and local universities and colleges, private/public technical vocational institutions, and private higher education institutions authorized to offer SHS Program; and

(c) Joint Delivery Voucher Program to enable selected public SHS students taking the Technical Vocational and Livelihood (TVL) track, to take their TVL subjects in private or other institutions.

The implementation of the ESC and SHS-Voucher Program as well as other programs under Government Assistance Program shall be subject to the issuance of policies and guidelines by the MBHTE and shall be jointly implemented with the Private Education Assistance Committee. The Joint Delivery Voucher Program shall be solely implemented by the MBHTE.

4. Funding Release. The release of fund is subject to the approval of the Chief Minister upon recommendation of the MFBM after technical assessment and review of documentary requirements such as, but not limited to, indicative program plans, construction plans and program of works, indicative procurement plan, cost-benefit analysis, and list of beneficiaries. For this purpose, the MFBM may issue additional release guidelines.

5. Reporting and Posting Requirements. The implementing Ministries and Offices shall submit quarterly reports on its financial and physical accomplishments within thirty (30) days after the end of every quarter, through the following:

- (a) MFBM; and
- (b) Implementing Ministry/Office's website.

The implementing Ministries and Offices shall send written notice when said reports have been submitted or posted on its website to the MFBM and other offices where the submission of reports is required under existing laws, rules and regulations. The date of notice to said Ministries and Offices shall be considered the date of compliance with this requirement.



**BANGSAMORO AUTONOMOUS REGION IN MUSLIM MINDANAO**

**XXXII. SPECIAL DEVELOPMENT FUND**

For payment of budgetary support to various Bangsamoro Initiatives and Expenditures  
 hereunder ..... ₱ **5,000,000,000.00**

Appropriations, by Purpose (in pesos)

	Current Operating Expenditures			Total
	Personnel Services	Maintenance and Other Operating Expenses	Capital Outlays	
<b>Special Development Fund</b>		<b>250,000,000.00</b>	<b>4,750,000,000.00</b>	<b>5,000,000,000.00</b>
<b>TOTAL 2023 APPROPRIATIONS</b>		<b>250,000,000.00</b>	<b>4,750,000,000.00</b>	<b>5,000,000,000.00</b>

**C. SPECIAL PROVISIONS**

1. Special Development Fund. The amount of Five Billion Pesos (₱5,000,000,000.00) herein appropriated shall be used for the rebuilding, rehabilitation, and development of conflict-afflicted communities within the Bangsamoro Region, pursuant to Section 2, Article XIV of RA 11054, otherwise known as the Bangsamoro Organic Law.

2. Special Development Fund-Technical Working Group. There is hereby created a Technical Working Group (TWG) which shall be Chaired by the Senior Minister; other members shall be determined by the Chief Minister. The BPDA shall serve as its Secretariat.

To ensure that the programs, projects, and activities are gender responsive, the Bangsamoro Women Commission's Chairperson shall be an ex officio member of the TWG.

The Chief Minister, through the TWG, shall set the policies and guidelines on the selection and implementation of special development programs, projects, and activities.

The Secretariat shall facilitate the preparation and consolidation of programs, projects, and activities and ensure that it is consistent with the Bangsamoro Development Fund, subject to the review and evaluation by the TWG.

The TWG shall then submit the programs, projects and activities (SDF-PPA) to the Chief Minister for review and approval.

The Director General of the BPDA shall submit the SDF-PPA for approval to the Chief Minister.

In the identification of the programs, projects, and activities of the Special Development Fund, an amount of Four Hundred Million pesos (₱400,000,000.00) shall be programmed for the support to normalization efforts of the National Government in priority barangays.

3. Use and Release of Fund. The utilization of the fund shall be in accordance with the Bangsamoro Development Plan, as adopted and approved by the Bangsamoro Economic and Development Council and the Bangsamoro Transition Authority. All releases from the SDF shall be made by the Ministry of Finance, and Budget and Management directly to the appropriate implementing Ministries or Offices, subject to the approval of the Chief Minister and upon submission of the Special Budget Request and the necessary supporting documents such as, but not limited to, construction plans and program of works, and program implementation plan and guidelines. For this purpose, the MFBM may issue additional release guidelines.

4. Additional Requirements for Implementation of Infrastructure Projects. The following requirements shall be observed in the implementation of infrastructure projects:

(a) The location, areas or sites of all infrastructure projects are not included in the critical geo-hazard areas or no-build zones identified or certified by the Ministry of Environment, Natural Resources and Energy (MENRE) or any competent authority;

(b) The standards of construction, rehabilitation, improvement or repair of all infrastructure projects in all areas and zones are consistent with the rules determined by the Ministry of Public Works (MPW), which shall consider, among others, the structural strength and climate resilience required for infrastructure projects in all areas and zones; and

## XXXII. SPECIAL DEVELOPMENT FUND

(c) The planning and construction of all infrastructure projects to be implemented within the National Integrated Protected Area System (NIPAS) are done in a way that eliminates or minimizes the risk of biodiversity loss while the specifications thereon are in accordance with those determined by the MPW, in coordination with the MENRE or any competent authority. Major infrastructure projects may only be undertaken in said areas if intended to enhance biodiversity. The MPW shall consider climate data and risk assessment and green building standards in the planning, designing, construction, engineering and renovation of government buildings and facilities.

5. Flexibility and Adjustments in Project Implementation. Implementing agencies shall be given maximum flexibility in the use of their cash allocations, provided that the authorized allotment for a specific purpose is not exceeded. This may include adjustments in the project design due to changes in scope, location, beneficiaries, and implementation period.

The adjustments are subject to the endorsement of the TWG and the approval of the Chief Minister.

6. Reporting and Posting Requirements. The implementing Ministries and Offices shall submit monthly and quarterly reports on its financial and physical accomplishments within ten (10) days after the end of every month for monthly reports and within thirty (30) days after the end of every quarter for quarterly reports, through the following:

- (a) MFBM; and
- (b) Implementing Ministry/Office's website.

The implementing Ministries and Offices shall send written notice when said reports have been submitted or posted on its website to the MFBM and other offices where the submission of reports is required under existing laws, rules, and regulations. The date of notice to said Ministries and Offices shall be considered the date of compliance with this requirement.

**BANGSAMORO AUTONOMOUS REGION IN MUSLIM MINDANAO**

**XXXIII. LOCAL GOVERNMENT SUPPORT FUND**

For payment of budgetary support to various Bangsamoro Initiatives and Expenditures  
hereunder ..... **₱ 2,297,491,000.00**

Appropriations, by Purpose (in pesos)

	Current Operating Expenditures			
	Personnel Services	Maintenance and Other Operating Expenses	Capital Outlays	Total
<b>Local Government Support Fund</b>		<b>2,297,491,000.00</b>		<b>2,297,491,000.00</b>
<b>TOTAL 2023 APPROPRIATIONS</b>		<b>2,297,491,000.00</b>		<b>2,297,491,000.00</b>

**C. SPECIAL PROVISIONS**

1. Local Government Support Fund. The amount of Two Billion Two Hundred Ninety-Seven Million Four Hundred Ninety-One Thousand Pesos (₱ 2,297,491,000.00) herein appropriated as Local Government Support Fund shall be available for disbursement in accordance with the guidelines as set by the MFBM-MILG Joint Memorandum Circular No. 01 s. 2022 dated April 11, 2022.

2. Funding Release. The fund shall be released to the local government units upon actual receipt of the funds by the Bangsamoro Treasury from the National Government and determination of the allocative proportion of LGU shares based on details of shares distribution attached to the actual collection certification of the DOF-BIR. For this purpose, the Bangsamoro Government may issue guidelines on the release and reporting of this fund.

3. LGU Appropriations. In the disbursement of the shares released, the recipient LGUs are required to appropriate the same taking into consideration the enhanced 12-Point Priority Agenda of the Chief Minister and the Bangsamoro Development Plan.

For this purpose, recipient local government units are required to submit reports on the disbursement and utilization of the shares received.

4. Reporting and Posting Requirements. The Bangsamoro Treasury Office under the Ministry of Finance, and Budget and Management shall submit quarterly reports on the transfer of funds within thirty (30) days after the end of every quarter, through the following:

- (a) MFBM; and
- (b) Implementing Ministry/Office's website.

# STAFFING SUMMARY

I. BANGSAMORO TRANSITION AUTHORITY

**Staffing Summary**

(Amount in Pesos)

		<b>2023</b>	
		<b>Number of Positions</b>	<b>Amount</b>
<b>Permanent Positions</b>			
<b>Key Position</b>			
Speaker	1		3,251,933.00
Deputy Speaker	2		5,831,700.00
Bangsamoro Member of the Parliament			
Majority Floor Leader	1		2,915,850.00
Bangsamoro Member of the Parliament			
Deputy Majority Floor Leader	1		2,915,850.00
Bangsamoro Member of the Parliament			
Minority Floor Leader	1		2,915,850.00
Bangsamoro Member of the Parliament			
Deputy Minority Floor Leader	1		2,915,850.00
Bangsamoro Member of the Parliament	70		204,109,505.00
Bangsamoro Director General	1		2,618,461.00
Director III	3		6,813,764.00
Director II	6		12,230,146.00
Sergeant-At-Arms II	1		2,038,358.00
Attorney V	1		1,772,234.00
Supervising Legislative Staff Officer III	7		12,405,636.00
Supervising Political Affairs Officer III	81		143,550,922.00
Chief Accountant	1		1,577,504.00
Chief Administrative Officer	9		14,197,539.00
Information Technology Officer III	1		1,577,504.00
Internal Auditor V	1		1,577,504.00
Medical Officer V	1		1,772,234.00
Planning Officer V	1		1,577,504.00
Political Affairs Officer VI	80		116,600,345.00
Security Officer V	1		1,577,504.00
Supervising Legislative Staff Officer II	13		20,507,556.00
<b>Total Key Position</b>	<b>285</b>		<b>567,251,253.00</b>
<b>Other Positions</b>			
Administrative Positions	337		214,629,344.00
Technical Positions	623		658,303,333.00
<b>Total Other Positions</b>	<b>960</b>		<b>872,932,677.00</b>
<b>Total Permanent Positions</b>	<b>1,245</b>		<b>1,440,183,930.00</b>
<b>Non Permanent Positions</b>	<b>225</b>		<b>159,551,489.00</b>
<b>Total Non-permanent Position</b>	<b>225</b>		<b>159,551,489.00</b>
<b>Total Number of Positions</b>	<b>1,470</b>		<b>1,599,735,419.00</b>

II. OFFICE OF THE CHIEF MINISTER

**Staffing Summary**

(Amount in Pesos)

	<b>2023</b>	
	<b>Number of Positions</b>	<b>Amount</b>
<b>Permanent Positions</b>		
<b>Key Position</b>		
Chief Minister	1	4,785,684.00
Deputy Chief Minister	2	6,503,865.00
Minister	15	43,144,390.00
Regional Cabinet Secretary	1	2,910,064.00
Senior Minister	1	2,867,851.00
Regional Chief of Staff	1	2,595,795.00
Deputy Minister	15	38,376,901.00
Assistant Regional Cabinet Secretary	1	2,271,255.00
Assistant Senior Minister	1	2,304,297.00
Director III	5	11,356,270.00
Director II	3	6,115,073.00
Director I	1	1,772,233.00
Attorney V	1	1,772,234.00
Chief Accountant	1	1,577,505.00
Chief Administrative Officer	9	14,197,537.00
Development Management Officer V	1	1,577,505.00
Information Technology Officer III	1	1,577,505.00
Intelligence Officer V	1	1,577,505.00
Internal Auditor V	1	1,577,505.00
Librarian V	1	1,577,505.00
Planning Officer V	1	1,577,505.00
Security Officer V	1	1,577,505.00
<b>Total Key Position</b>	<b>65</b>	<b>153,593,489.00</b>
<b>Other Positions</b>		
Administrative Positions	178	114,216,834.00
Technical Positions	-	-
<b>Total Other Positions</b>	<b>178</b>	<b>114,216,834.00</b>
<b>Total Permanent Positions</b>	<b>243</b>	<b>267,810,323.00</b>
<b>Non Permanent Positions</b>	<b>104</b>	<b>53,678,999.00</b>
<b>Total Non-permanent Position</b>	<b>104</b>	<b>53,678,999.00</b>
<b>Total Number of Positions</b>	<b>347</b>	<b>321,489,322.00</b>

**II. OFFICE OF THE CHIEF MINISTER**  
**A. BANGSAMORO INFORMATION OFFICE**

**Staffing Summary**  
(Amount in Pesos)

	<b>2023</b>	
	<b>Number of Positions</b>	<b>Amount</b>
<b>Permanent Positions</b>		
<b>Key Position</b>		
Executive Director	1	2,038,358.00
Director I (Deputy Executive Director)	1	1,772,233.00
Chief Administrative Officer	1	1,577,505.00
<b>Total Key Position</b>	<b>3</b>	<b>5,388,096.00</b>
<b>Other Positions</b>		
Administrative Positions	5	2,548,203.00
Technical Positions	29	16,934,023.00
<b>Total Other Positions</b>	<b>34</b>	<b>19,482,226.00</b>
<b>Total Permanent Positions</b>	<b>37</b>	<b>24,870,322.00</b>
<b>Non Permanent Positions</b>	<b>-</b>	<b>-</b>
<b>Total Non-permanent Position</b>	<b>-</b>	<b>-</b>
<b>Total Number of Positions</b>	<b>37</b>	<b>24,870,322.00</b>

II. OFFICE OF THE CHIEF MINISTER

B. BANGSAMORO DARUL-IFTA'

**Staffing Summary**

(Amount in Pesos)

	<b>2023</b>	
	<b>Number of Positions</b>	<b>Amount</b>
<b>Permanent Positions</b>		
<b>Key Position</b>		
Bangsamoro Mufti	1	2,271,254.00
Bangsamoro Alim	6	9,465,026.00
Director II (Executive Director)	1	2,038,358.00
Chief Administrative Officer	3	4,732,513.00
<b>Total Key Position</b>	<b>11</b>	<b>18,507,151.00</b>
<b>Other Positions</b>		
Administrative Positions	7	2,783,662.00
Technical Positions	12	6,639,439.00
<b>Total Other Positions</b>	<b>19</b>	<b>9,423,101.00</b>
<b>Total Permanent Positions</b>	<b>30</b>	<b>27,930,252.00</b>
<b>Non Permanent Positions</b>		
<b>Total Non-permanent Position</b>	<b>-</b>	<b>-</b>
<b>Total Number of Positions</b>	<b>30</b>	<b>27,930,252.00</b>



**II. OFFICE OF THE CHIEF MINISTER**  
**C. BANGSAMORO BOARD OF INVESTMENTS**

**Staffing Summary**  
(Amount in Pesos)

	<b>2023</b>	
	<b>Number of Positions</b>	<b>Amount</b>
<b>Permanent Positions</b>		
<b>Key Position</b>		
Board Chairman (Chairperson)	1	2,558,460.00
Board Member I (Board Governor)	2	4,542,510.00
Board Secretary VI	2	1,772,234.00
<b>Total Key Position</b>	5	8,873,204.00
<b>Other Positions</b>		
Administrative Positions	0	-
Technical Positions	8	6,009,755.00
<b>Total Other Positions</b>	8	6,009,755.00
<b>Total Permanent Positions</b>	13	14,882,959.00
<b>Non Permanent Positions</b>	-	-
<b>Total Non-permanent Position</b>	-	-
<b>Total Number of Positions</b>	<b>13</b>	<b>14,882,959.00</b>

II. OFFICE OF THE CHIEF MINISTER

D. BANGSAMORO INFORMATION AND COMMUNICATIONS TECHNOLOGY OFFICE

**Staffing Summary**

(Amount in Pesos)

	<b>2023</b>	
	<b>Number of Positions</b>	<b>Amount</b>
<b>Permanent Positions</b>		
<b>Key Position</b>		
Executive Director II	1	2,271,255.00
Information Technology Officer III	2	3,155,009.00
<b>Total Key Position</b>	<b>3</b>	<b>5,426,264.00</b>
<b>Other Positions</b>		
Administrative Positions	2	639,835.00
Technical Positions	14	9,316,782.00
<b>Total Other Positions</b>	<b>16</b>	<b>9,956,617.00</b>
<b>Total Permanent Positions</b>	<b>19</b>	<b>15,382,881.00</b>
<b>Non Permanent Positions</b>	<b>-</b>	<b>-</b>
<b>Total Non-permanent Position</b>	<b>-</b>	<b>-</b>
<b>Total Number of Positions</b>	<b>19</b>	<b>15,382,881.00</b>

II. OFFICE OF THE CHIEF MINISTER

E. OFFICE FOR SETTLER COMMUNITIES

**Staffing Summary**

(Amount in Pesos)

	<b>2023</b>	
	<b>Number of Positions</b>	<b>Amount</b>
<b>Permanent Positions</b>		
<b>Key Position</b>		
Director II (Executive Director)	1	2,038,358.00
Director I (Deputy Executive Director)	1	1,772,233.00
Community Development Officer V	1	1,577,505.00
<b>Total Key Position</b>	<b>3</b>	<b>5,388,096.00</b>
<b>Other Positions</b>		
Administrative Positions	7	3,349,693.00
Technical Positions	6	3,706,107.00
<b>Total Other Positions</b>	<b>13</b>	<b>7,055,800.00</b>
<b>Total Permanent Positions</b>	<b>16</b>	<b>12,443,896.00</b>
<b>Non Permanent Positions</b>	<b>-</b>	<b>-</b>
<b>Total Non-permanent Position</b>	<b>-</b>	<b>-</b>
<b>Total Number of Positions</b>	<b>16</b>	<b>12,443,896.00</b>

### III. MINISTRY OF FINANCE, AND BUDGET AND MANAGEMENT

#### Staffing Summary

(Amount in Pesos)

	2023	
	Number of Positions	Amount
<b>Permanent Positions</b>		
<b>Key Position</b>		
Minister		
Deputy Minister		
Bangsamoro Director General	1	2,558,461.00
Bangsamoro Regional Treasurer	1	2,271,255.00
Bangsamoro Deputy Treasurer	1	2,038,359.00
Director III	3	6,813,765.00
Director I	1	1,772,234.00
Attorney V	1	1,772,234.00
Chief Accountant	1	1,577,505.00
Chief Administrative Officer	4	6,310,018.00
Chief Budget and Management Specialist	5	7,887,523.00
Chief Economic Development Specialist	1	1,577,505.00
Chief Financial Management Specialist	4	6,310,017.00
Chief Revenue Officer IV	1	1,577,505.00
Chief Treasury Operations Officer II	3	4,732,514.00
Economist V	1	1,577,505.00
Information Technology Officer III	1	1,577,505.00
Internal Auditor V	1	1,577,505.00
Planning Officer V	1	1,577,505.00
<b>Total Key Position</b>	31	53,508,915.00
<b>Other Positions</b>		
Administrative Positions	80	50,340,168.00
Technical Positions	120	76,224,326.00
<b>Total Other Positions</b>	200	126,564,494.00
<b>Total Permanent Positions</b>	231	180,073,409.00
<b>Non Permanent Positions</b>	-	-
<b>Total Non-permanent Position</b>	-	-
<b>Total Number of Positions</b>	231	180,073,409.00

**IV. MINISTRY OF SOCIAL SERVICES AND DEVELOPMENT**

**Staffing Summary**

(Amount in Pesos)

	<b>2023</b>	
	<b>Number of Positions</b>	<b>Amount</b>
<b>Permanent Positions</b>		
<b>Key Position</b>		
Minister		
Deputy Minister		
Bangsamoro Director General	1	2,558,461.00
Director II	3	6,115,073.00
Attorney V	1	1,772,234.00
Chief Accountant	1	1,577,505.00
Chief Administrative Officer	3	4,732,513.00
Internal Auditor V	1	1,577,505.00
Planning Officer V	1	1,577,505.00
Social Welfare Officer V	8	12,760,014.00
<b>Total Key Position</b>	<b>19</b>	<b>32,670,810.00</b>
<b>Other Positions</b>		
Administrative Positions	115	65,005,064.00
Technical Positions	375	203,005,834.00
<b>Total Other Positions</b>	<b>490</b>	<b>268,010,898.00</b>
<b>Total Permanent Positions</b>	<b>509</b>	<b>300,681,708.00</b>
<b>Non Permanent Positions</b>	<b>-</b>	<b>-</b>
<b>Total Non-permanent Position</b>	<b>-</b>	<b>-</b>
<b>Total Number of Positions</b>	<b>509</b>	<b>300,681,708.00</b>

V. MINISTRY OF TRADE, INVESTMENT, AND TOURISM

**Staffing Summary**

(Amount in Pesos)

	<b>2023</b>	
	<b>Number of Positions</b>	<b>Amount</b>
<b>Permanent Positions</b>		
<b>Key Position</b>		
Minister		
Deputy Minister		
Bangsamoro Director General	1	2,558,460.00
Director II	13	26,498,649.00
Director I	1	1,772,234.00
Attorney V	1	1,772,234.00
Chief Accountant	1	1,577,505.00
Chief Administrative Officer	2	3,155,009.00
Chief Economic Development Specialist	2	3,155,009.00
Chief Investment Specialist	2	3,155,009.00
Chief Tourism Operations Officer	2	3,155,009.00
Chief Trade and Industry Development Specialist	11	17,352,547.00
Economist V	1	1,577,505.00
Information Technology Officer III	1	1,577,505.00
Internal Auditor V	1	1,577,505.00
Planning Officer V	2	3,155,009.00
<b>Total Key Position</b>	<b>41</b>	<b>72,039,189.00</b>
<b>Other Positions</b>		
Administrative Positions	57	33,399,097.00
Technical Positions	155	92,176,636.00
<b>Total Other Positions</b>	<b>212</b>	<b>125,575,733.00</b>
<b>Total Permanent Positions</b>	<b>253</b>	<b>197,614,922.00</b>
<b>Non Permanent Positions</b>	-	-
<b>Total Non-permanent Position</b>	-	-
<b>Total Number of Positions</b>	<b>253</b>	<b>197,614,922.00</b>

VI. MINISTRY OF LABOR AND EMPLOYMENT

**Staffing Summary**

(Amount in Pesos)

	<b>2023</b>	
	<b>Number of Positions</b>	<b>Amount</b>
<b>Permanent Positions</b>		
<b>Key Position</b>		
Minister		
Deputy Minister		
Bangsamoro Director General	1	2,558,460.00
Director I	4	7,088,934.00
Attorney V	1	1,772,234.00
Overseas Worker Welfare Officer VI	1	1,772,234.00
Board Secretary VI	1	1,772,234.00
Chief Accountant	1	1,577,505.00
Chief Administrative Officer	2	3,155,009.00
Chief Labor and Employment Officer	7	11,042,530.00
Development Management Officer V	1	1,577,505.00
Overseas Worker Welfare Officer V	2	3,155,009.00
Planning Officer V	1	1,577,505.00
<b>Total Key Position</b>	<b>22</b>	<b>37,049,159.00</b>
<b>Other Positions</b>		
Administrative Positions	48	25,659,012.00
Technical Positions	62	37,932,688.00
<b>Total Other Positions</b>	<b>110</b>	<b>63,591,700.00</b>
<b>Total Permanent Positions</b>	<b>132</b>	<b>100,640,859.00</b>
<b>Non Permanent Positions</b>	<b>-</b>	<b>-</b>
<b>Total Non-permanent Position</b>	<b>-</b>	<b>-</b>
<b>Total Number of Positions</b>	<b>132</b>	<b>100,640,859.00</b>

VII. MINISTRY OF TRANSPORTATION AND COMMUNICATIONS

**Staffing Summary**

(Amount in Pesos)

	<b>2023</b>	
	<b>Number of Positions</b>	<b>Amount</b>
<b>Permanent Positions</b>		
<b>Key Position</b>		
Minister		
Deputy Minister		
Bangsamoro Director General	1	2,558,460.00
Director II	7	14,268,504.00
Director I	8	14,177,868.00
Attorney V	2	3,570,344.00
Airport Manager III	1	1,577,505.00
Chief Accountant	1	1,577,505.00
Chief Administrative Officer	2	3,155,009.00
Chief Maritime Industry Development Specialist	2	3,155,009.00
Chief Transportation Development Officer	2	3,155,009.00
Chief Transportation Regulation Officer	6	9,465,026.00
Engineer V	5	7,887,521.00
Information Officer V	1	1,577,505.00
Planning Officer V	2	3,155,009.00
Procurement Management Officer VI	1	1,577,505.00
<b>Total Key Position</b>	<b>41</b>	<b>70,857,779.00</b>
<b>Other Positions</b>		
Administrative Positions	62	33,753,603.00
Technical Positions	183	97,696,248.00
<b>Total Other Positions</b>	<b>245</b>	<b>131,449,851.00</b>
<b>Total Permanent Positions</b>	<b>286</b>	<b>202,307,630.00</b>
<b>Non Permanent Positions</b>	<b>-</b>	<b>-</b>
<b>Total Non-permanent Position</b>	<b>-</b>	<b>-</b>
<b>Total Number of Positions</b>	<b>286</b>	<b>202,307,630.00</b>



VIII. MINISTRY OF BASIC, HIGHER, AND TECHNICAL EDUCATION

**Staffing Summary**

(Amount in Pesos)

	2023	
	Number of Positions	Amount
<b>Permanent Positions</b>		
<b>Key Position</b>		
Minister		
Deputy Minister		
Bangsamoro Director General	4	10,233,842.00
CHED Commission Member II	1	2,595,796.00
Assistant Regional Cabinet Secretary	1	2,271,256.00
Director III	1	2,271,256.00
CHED Director II	1	2,221,107.00
Director II	3	6,115,074.00
Schools Division Superintendent	11	22,717,164.00
Vocational School Superintendent II	2	4,105,945.00
Assistant Schools Division Superintendent	13	23,514,205.00
Director I	15	26,583,505.00
Attorney V	1	1,772,235.00
Chief Accountant	1	1,577,505.00
Chief Administrative Officer	4	6,310,019.00
Chief Education Program Specialist	4	6,519,231.00
Chief Education Supervisor	3	4,778,294.00
Chief TESD Specialist	8	12,713,094.00
Financial and Management Officer II	1	1,719,399.00
Internal Auditor V	1	1,577,505.00
Planning Officer V	1	1,577,505.00
<b>Total Key Position</b>	<b>76</b>	<b>141,173,937.00</b>
<b>Other Positions</b>		
Administrative Positions	162	92,923,243.00
Technical Positions	39,433	20,315,600,435.00
<b>Total Other Positions</b>	<b>39,595</b>	<b>20,408,523,678.00</b>
<b>Total Permanent Positions</b>	<b>39,671</b>	<b>20,549,697,615.00</b>
<b>Non Permanent Positions</b>	<b>-</b>	<b>-</b>
<b>Total Non-permanent Position</b>	<b>-</b>	<b>-</b>
<b>Total Number of Positions</b>	<b>39,671</b>	<b>20,549,697,615.00</b>

**IX. MINISTRY OF INDIGENOUS PEOPLE'S AFFAIRS**

**Staffing Summary**

(Amount in Pesos)

	<b>2023</b>	
	<b>Number of Positions</b>	<b>Amount</b>
<b>Permanent Positions</b>		
<b>Key Position</b>		
Minister		
Deputy Minister		
Bangsamoro Director General	1	2,558,460.00
Director I	1	1,772,234.00
Attorney V	1	1,772,234.00
Chief Administrative Officer	1	1,577,505.00
Development Management Officer V	2	3,155,010.00
<b>Total Key Position</b>	<b>6</b>	<b>10,835,443.00</b>
<b>Other Positions</b>		
Administrative Positions	36	20,292,838.00
Technical Positions	20	11,191,966.00
<b>Total Other Positions</b>	<b>56</b>	<b>31,484,804.00</b>
<b>Total Permanent Positions</b>	<b>62</b>	<b>42,320,247.00</b>
<b>Non Permanent Positions</b>	-	-
<b>Total Non-permanent Position</b>		-
<b>Total Number of Positions</b>	<b>62</b>	<b>42,320,247.00</b>

X. MINISTRY OF HEALTH

**Staffing Summary**

(Amount in Pesos)

	<b>2023</b>	
	<b>Number of Positions</b>	<b>Amount</b>
<b>Permanent Positions</b>		
<b>Key Position</b>		
Minister		
Deputy Minister		
Bangsamoro Director General	1	2,702,725.00
Assistant Regional Cabinet Secretary	1	2,452,030.00
Director II	3	6,550,445.00
Provincial Health Officer II	4	9,507,450.00
Medical Center Chief I	4	8,733,925.00
Attorney V	1	1,915,265.00
Chief of Hospital II	8	15,858,320.00
Chief of Medical Professional Staff I	4	7,661,050.00
City Health Officer II	1	1,915,265.00
Medical Officer V	21	42,470,825.00
Medical Specialist IV	7	13,204,615.00
Provincial Health Officer I	5	9,979,780.00
Chief Administrative Officer	1	1,705,400.00
City Health Officer I	1	1,705,400.00
Engineer V	1	1,705,400.00
Financial Management Officer II	1	1,885,280.00
Medical Specialist III	34	56,603,410.00
Nutrition Officer V	1	1,705,400.00
Planning Officer V	1	1,705,400.00
Population Program Officer V	1	1,705,400.00
Rural Health Physician	87	157,238,740.00
<b>Total Key Position</b>	<b>188</b>	<b>348,911,525.00</b>
<b>Other Positions</b>		
Administrative Positions	83	55,787,650.00
Technical Positions	3,252	2,136,561,133.00
<b>Total Other Positions</b>	<b>3,335</b>	<b>2,192,348,783.00</b>
<b>Total Permanent Positions</b>	<b>3,523</b>	<b>2,541,260,308.00</b>
<b>Non Permanent Positions</b>	<b>95</b>	<b>72,233,329.00</b>
<b>Total Non-permanent Position</b>	<b>95</b>	<b>72,233,329.00</b>
<b>Total Number of Positions</b>	<b>3,618</b>	<b>2,613,493,637.00</b>

**XI. MINISTRY OF PUBLIC WORKS**

**Staffing Summary**

(Amount in Pesos)

	<b>2023</b>	
	<b>Number of Positions</b>	<b>Amount</b>
<b>Permanent Positions</b>		
<b>Key Position</b>		
Minister		
Deputy Minister		
Bangsamoro Director General	1	2,558,461.00
Director II	3	6,115,073.00
Attorney V	1	1,772,234.00
Chief Accountant	1	1,577,505.00
Chief Administrative Officer	2	3,155,008.00
District Engineer	9	15,950,101.00
Engineer V	7	11,042,531.00
Information Technology Officer III	1	1,577,505.00
Internal Auditor V	1	1,577,505.00
<b>Total Key Position</b>	<b>26</b>	<b>45,325,923.00</b>
<b>Other Positions</b>		
Administrative Positions	50	28,832,853.00
Technical Positions	614	326,551,494.00
<b>Total Other Positions</b>	<b>664</b>	<b>355,384,347.00</b>
<b>Total Permanent Positions</b>	<b>690</b>	<b>400,710,270.00</b>
<b>Non Permanent Positions</b>	<b>-</b>	<b>-</b>
<b>Total Non-permanent Position</b>		<b>-</b>
<b>Total Number of Positions</b>	<b>690</b>	<b>400,710,270.00</b>

**XII. MINISTRY OF INTERIOR AND LOCAL GOVERNMENT**

**Staffing Summary**

(Amount in Pesos)

	<b>2023</b>	
	<b>Number of Positions</b>	<b>Amount</b>
<b>Permanent Positions</b>		
<b>Key Position</b>		
Minister		
Deputy Minister		
Bangsamoro Director General	1	2,558,460.00
Director III	1	2,271,254.00
Director II	6	12,230,147.00
Local Government Operations Officer VIII	5	10,191,788.00
Attorney V	1	1,772,234.00
Chief Accountant	1	1,577,505.00
Chief Administrative Officer	2	3,155,009.00
Development Management Officer V	1	1,577,505.00
Information Technology Officer III	1	1,577,505.00
Local Disaster Risk and Reduction Management Officer V	4	6,310,017.00
Local Government Operations Officer VII	12	18,930,052.00
Planning Officer V	1	1,577,505.00
Political Affairs Officer VI	8	12,620,034.00
Project Development Officer V	1	1,577,505.00
<b>Total Key Position</b>	<b>45</b>	<b>77,926,520.00</b>
<b>Other Positions</b>		
Administrative Positions	73	43,326,211.00
Technical Positions	322	250,499,949.00
<b>Total Other Positions</b>	<b>395</b>	<b>293,826,160.00</b>
<b>Total Permanent Positions</b>	<b>440</b>	<b>371,752,680.00</b>
<b>Non Permanent Positions</b>	<b>-</b>	<b>-</b>
<b>Total Non-permanent Position</b>	<b>-</b>	<b>-</b>
<b>Total Number of Positions</b>	<b>440</b>	<b>371,752,680.00</b>

**XIII. MINISTRY OF ENVIRONMENT, NATURAL RESOURCES AND ENERGY**

**Staffing Summary**

(Amount in Pesos)

	<b>2023</b>	
	<b>Number of Positions</b>	<b>Amount</b>
<b>Permanent Positions</b>		
<b>Key Position</b>		
Minister		
Deputy Minister		
Bangsamoro Director General	2	5,116,920.00
Director II	7	14,268,502.00
Provincial Environment and Natural Resources Officer	5	10,191,788.00
Attorney V	1	1,772,234.00
Chief Accountant	1	1,577,505.00
Chief Administrative Officer	3	4,732,513.00
Chief Ecosystem Management Specialist	2	3,155,009.00
Chief Energy Regulation Officer	2	3,155,009.00
Chief Environmental Management Specialist	4	6,310,018.00
Chief Geologist	1	1,577,505.00
Chief Forest Management Specialist	3	4,732,513.00
Chief Science Research Specialist	2	3,155,009.00
Community Environment and Natural Resources Officer	10	15,775,043.00
Engineer V	2	3,155,009.00
Land Management Officer V	1	1,577,505.00
Planning Officer V	1	1,577,505.00
<b>Total Key Position</b>	<b>47</b>	<b>81,829,587.00</b>
<b>Other Positions</b>		
Administrative Positions	52	29,709,736.00
Technical Positions	633	283,352,284.00
<b>Total Other Positions</b>	<b>685</b>	<b>313,062,020.00</b>
<b>Total Permanent Positions</b>	<b>732</b>	<b>394,891,607.00</b>
<b>Non Permanent Positions</b>		
<b>Total Non-permanent Position</b>	<b>-</b>	<b>-</b>
<b>Total Number of Positions</b>	<b>732</b>	<b>394,891,607.00</b>

**XIV. MINISTRY OF HUMAN SETTLEMENTS AND DEVELOPMENT**

**Staffing Summary**

(Amount in Pesos)

	<b>2023</b>	
	<b>Number of Positions</b>	<b>Amount</b>
<b>Permanent Positions</b>		
<b>Key Position</b>		
Minister		
Deputy Minister		
Bangsamoro Director General	1	2,558,460.00
Director II	2	4,076,715.00
Director I	6	10,633,401.00
Chief Administrative Officer	3	4,732,513.00
Engineer V	1	1,577,505.00
Housing and Homesite Regulation Officer VI	1	1,577,505.00
Project Evaluation Officer V	1	1,577,505.00
<b>Total Key Position</b>	<b>15</b>	<b>26,733,604.00</b>
<b>Other Positions</b>		
Administrative Positions	58	35,291,508.00
Technical Positions	24	13,844,925.00
<b>Total Other Positions</b>	<b>82</b>	<b>49,136,433.00</b>
<b>Total Permanent Positions</b>	<b>97</b>	<b>75,870,037.00</b>
<b>Non Permanent Positions</b>	<b>-</b>	<b>-</b>
<b>Total Non-permanent Position</b>		<b>-</b>
<b>Total Number of Positions</b>	<b>97</b>	<b>75,870,037.00</b>

XV. MINISTRY OF SCIENCE AND TECHNOLOGY

**Staffing Summary**

(Amount in Pesos)

	<b>2023</b>	
	<b>Number of Positions</b>	<b>Amount</b>
<b>Permanent Positions</b>		
<b>Key Position</b>		
Minister		
Deputy Minister		
Bangsamoro Director General	1	2,558,460.00
Director II	2	4,076,715.00
Chief Accountant	1	1,577,505.00
Chief Administrative Officer	1	1,577,505.00
Chief Science Research Specialist	5	7,887,522.00
Planning Officer V	1	1,577,505.00
<b>Total Key Position</b>	<b>11</b>	<b>19,255,212.00</b>
<b>Other Positions</b>		
Administrative Positions	37	21,265,160.00
Technical Positions	42	29,424,948.00
<b>Total Other Positions</b>	<b>79</b>	<b>50,690,108.00</b>
<b>Total Permanent Positions</b>	<b>90</b>	<b>69,945,320.00</b>
<b>Non Permanent Positions</b>	-	-
<b>Total Non-permanent Position</b>	-	-
<b>Total Number of Positions</b>	<b>90</b>	<b>69,945,320.00</b>



**XVI. MINISTRY OF AGRICULTURE, FISHERIES AND AGRARIAN REFORM**

**Staffing Summary**

(Amount in Pesos)

	<b>2023</b>	
	<b>Number of Positions</b>	<b>Amount</b>
<b>Permanent Positions</b>		
<b>Key Position</b>		
Minister		
Deputy Minister		
Bangsamoro Director General	3	7,675,381.00
Director II	13	26,498,649.00
Attorney V	1	1,772,234.00
Chief Accountant	1	1,577,505.00
Chief Administrative Officer	1	1,577,505.00
Chief Agrarian Reform Program Officer	7	11,042,530.00
Chief Agriculturist	8	12,620,034.00
Chief Aquaculturist	9	14,197,538.00
Chief Science Research Specialist	2	3,155,009.00
Planning Officer V	1	1,577,505.00
<b>Total Key Position</b>	<b>46</b>	<b>81,693,890.00</b>
<b>Other Positions</b>		
Administrative Positions	94	58,970,846.00
Technical Positions	1,017	556,677,667.00
<b>Total Other Positions</b>	<b>1,111</b>	<b>615,648,513.00</b>
<b>Total Permanent Positions</b>	<b>1,157</b>	<b>697,342,403.00</b>
<b>Non Permanent Positions</b>	-	-
<b>Total Non-permanent Position</b>	-	-
<b>Total Number of Positions</b>	<b>1,157</b>	<b>697,342,403.00</b>

**XVII. MINISTRY OF PUBLIC ORDER AND SAFETY**

**Staffing Summary**

(Amount in Pesos)

	<b>2023</b>	
	<b>Number of Positions</b>	<b>Amount</b>
<b>Permanent Positions</b>		
<b>Key Position</b>		
Minister		
Deputy Minister		
Bangsamoro Director General	1	2,558,460.00
Director II	2	4,076,714.00
Chief Administrative Officer	1	1,577,505.00
Community Affairs Officer V	1	1,577,505.00
Development Management Officer V	1	1,577,505.00
Intelligence Officer V	1	1,577,505.00
Peace Program Officer V	1	1,577,505.00
<b>Total Key Position</b>	<b>8</b>	<b>14,522,699.00</b>
<b>Other Positions</b>		
Administrative Positions	33	18,042,510.00
Technical Positions	30	20,610,490.00
<b>Total Other Positions</b>	<b>63</b>	<b>38,653,000.00</b>
<b>Total Permanent Positions</b>	<b>71</b>	<b>53,175,699.00</b>
<b>Non Permanent Positions</b>	<b>-</b>	<b>-</b>
<b>Total Non-permanent Position</b>	<b>-</b>	<b>-</b>
<b>Total Number of Positions</b>	<b>71</b>	<b>53,175,699.00</b>

XVIII. OFFICE OF THE WALI OF BANGSAMORO

**Staffing Summary**

(Amount in Pesos)

	<b>2023</b>	
	<b>Number of Positions</b>	<b>Amount</b>
<b>Permanent Positions</b>		
<b>Key Position</b>		
Wali		2,270,388.00
Chief Administrative Officer	2	3,155,009.00
<b>Total Key Position</b>	<u>2</u>	<u>5,425,397.00</u>
<b>Other Positions</b>		
Administrative Positions	20	13,687,040.00
Technical Positions	0	-
<b>Total Other Positions</b>	<u>20</u>	<u>13,687,040.00</u>
<b>Total Permanent Positions</b>	<u>22</u>	<u>19,112,437.00</u>
<b>Non Permanent Positions</b>	-	-
<b>Total Non-permanent Position</b>	<u>-</u>	<u>-</u>
<b>Total Number of Positions</b>	<u><u>22</u></u>	<u><u>19,112,437.00</u></u>

**XIX. BANGSAMORO YOUTH COMMISSION**

**Staffing Summary**

(Amount in Pesos)

	<b>2023</b>	
	<b>Number of Positions</b>	<b>Amount</b>
<b>Permanent Positions</b>		
<b>Key Position</b>		
Commission Chairman I	1	2,558,460.00
Commission Member I	4	9,085,018.00
Executive Director I	1	2,038,358.00
Chief Administrative Officer	1	1,577,505.00
Youth Development Officer V	1	1,577,505.00
<b>Total Key Position</b>	<b>8</b>	<b>16,836,846.00</b>
<b>Other Positions</b>		
Administrative Positions	40	21,329,054.00
Technical Positions	8	4,426,565.00
<b>Total Other Positions</b>	<b>48</b>	<b>25,755,619.00</b>
<b>Total Permanent Positions</b>	<b>56</b>	<b>42,592,465.00</b>
<b>Non Permanent Positions</b>	<b>-</b>	<b>-</b>
<b>Total Non-permanent Position</b>	<b>-</b>	<b>-</b>
<b>Total Number of Positions</b>	<b>56</b>	<b>42,592,465.00</b>

**XX. BANGSAMORO WOMEN COMMISSION**

**Staffing Summary**

(Amount in Pesos)

	<b>2023</b>	
	<b>Number of Positions</b>	<b>Amount</b>
<b>Permanent Positions</b>		
<b>Key Position</b>		
Commission Chairman I	1	2,558,460.00
Commission Member I	4	9,085,018.00
Director I	1	2,038,358.00
Chief Administrative Officer	1	1,577,505.00
Chief GAD Specialist	1	1,577,505.00
<b>Total Key Position</b>	<b>8</b>	<b>16,836,846.00</b>
<b>Other Positions</b>		
Administrative Positions	12	5,824,169.00
Technical Positions	33	19,162,701.00
<b>Total Other Positions</b>	<b>45</b>	<b>24,986,870.00</b>
<b>Total Permanent Positions</b>	<b>53</b>	<b>41,823,716.00</b>
<b>Non Permanent Positions</b>	<b>-</b>	<b>-</b>
<b>Total Non-permanent Position</b>		<b>-</b>
<b>Total Number of Positions</b>	<b>53</b>	<b>41,823,716.00</b>

**XXI. BANGSAMORO SPORTS COMMISSION**

**Staffing Summary**

(Amount in Pesos)

	<b>2023</b>	
	<b>Number of Positions</b>	<b>Amount</b>
<b>Permanent Positions</b>		
<b>Key Position</b>		
Commission Chairman I	1	2,558,460.00
Commission Member I	4	9,085,018.00
Executive Director I	1	2,038,358.00
Chief Administrative Officer	1	1,577,505.00
Chief Sports And Games Regulation Officer	1	1,577,505.00
Sports Development Officer V	1	1,577,505.00
<b>Total Key Position</b>	<b>9</b>	<b>18,414,351.00</b>
<b>Other Positions</b>		
Administrative Positions	15	8,322,148.00
Technical Positions	12	7,090,583.00
<b>Total Other Positions</b>	<b>27</b>	<b>15,412,731.00</b>
<b>Total Permanent Positions</b>	<b>36</b>	<b>33,827,082.00</b>
<b>Non Permanent Positions</b>	<b>-</b>	<b>-</b>
<b>Total Non-permanent Position</b>	<b>-</b>	<b>-</b>
<b>Total Number of Positions</b>	<b>36</b>	<b>33,827,082.00</b>

**XXII. BANGSAMORO COMMISSION FOR THE PRESERVATION OF CULTURAL HERITAGE**

**Staffing Summary**

(Amount in Pesos)

	<b>2023</b>	
	<b>Number of Positions</b>	<b>Amount</b>
<b>Permanent Positions</b>		
<b>Key Position</b>		
Commission Chairman I (Chairperson)	1	2,558,460.00
Commission Member I	4	9,085,018.00
Executive Director I	1	2,038,358.00
Chief Administrative Officer	1	1,577,505.00
Community Affairs Officer V	1	1,577,505.00
<b>Total Key Position</b>	<b>8</b>	<b>16,836,846.00</b>
<b>Other Positions</b>		
Administrative Positions	14	8,003,991.00
Technical Positions	20	11,856,453.00
<b>Total Other Positions</b>	<b>34</b>	<b>19,860,444.00</b>
<b>Total Permanent Positions</b>	<b>42</b>	<b>36,697,290.00</b>
<b>Non Permanent Positions</b>	-	-
<b>Total Non-permanent Position</b>	-	-
<b>Total Number of Positions</b>	<b>42</b>	<b>36,697,290.00</b>

**XXIII. BANGSAMORO PLANNING AND DEVELOPMENT AUTHORITY**

**Staffing Summary**

(Amount in Pesos)

	<b>2023</b>	
	<b>Number of Positions</b>	<b>Amount</b>
<b>Permanent Positions</b>		
<b>Key Position</b>		
Bangsamoro Director General	1	2,558,460.00
Deputy Bangsamoro Director General	1	2,271,255.00
Director I	3	5,316,701.00
Chief Accountant	1	1,577,504.00
Chief Administrative Officer	1	1,577,504.00
Chief Economic Development Specialist	3	4,732,512.00
Development Management Officer V	1	1,577,505.00
Information Technology Officer III	1	1,577,505.00
Planning Officer V	4	6,310,017.00
Project Development Officer V	1	1,577,505.00
Project Evaluation Officer V	1	1,577,505.00
<b>Total Key Position</b>	<b>18</b>	<b>30,653,973.00</b>
<b>Other Positions</b>		
Administrative Positions	13	7,081,297.00
Technical Positions	34	22,699,398.00
<b>Total Other Positions</b>	<b>47</b>	<b>29,780,695.00</b>
<b>Total Permanent Positions</b>	<b>65</b>	<b>60,434,668.00</b>
<b>Non Permanent Positions</b>	<b>-</b>	<b>-</b>
<b>Total Non-permanent Position</b>	<b>-</b>	<b>-</b>
<b>Total Number of Positions</b>	<b>65</b>	<b>60,434,668.00</b>



**XXIV. BANGSAMORO ATTORNEY-GENERAL'S OFFICE**

**Staffing Summary**

(Amount in Pesos)

	<b>2023</b>	
	<b>Number of Positions</b>	<b>Amount</b>
<b>Permanent Positions</b>		
<b>Key Position</b>		
Bangsamoro Attorney-General	1	2,558,461.00
Bangsamoro Assistant Attorney-General	1	2,271,255.00
Attorney V	3	5,316,700.00
Chief Administrative Officer	1	1,577,505.00
<b>Total Key Position</b>	<b>6</b>	<b>11,723,921.00</b>
<b>Other Positions</b>		
Administrative Positions	11	5,009,638.00
Technical Positions	14	12,718,814.00
<b>Total Other Positions</b>	<b>25</b>	<b>17,728,452.00</b>
<b>Total Permanent Positions</b>	<b>31</b>	<b>29,452,373.00</b>
<b>Non Permanent Positions</b>		
	-	-
<b>Total Non-permanent Position</b>		-
<b>Total Number of Positions</b>	<b>31</b>	<b>29,452,373.00</b>

XXV. BANGSAMORO PILGRIMAGE AUTHORITY

**Staffing Summary**

(Amount in Pesos)

	<b>2023</b>	
	<b>Number of Positions</b>	<b>Amount</b>
<b>Permanent Positions</b>		
<b>Key Position</b>		
Director II (Executive Director)	1	2,038,358.00
Director I (Deputy Executive Director)	1	1,772,234.00
Chief Administrative Officer	1	1,577,505.00
Development Management Officer V	2	3,155,009.00
<b>Total Key Position</b>	<b>5</b>	<b>8,543,106.00</b>
<b>Other Positions</b>		
Administrative Positions	9	4,705,243.00
Technical Positions	9	6,021,144.00
<b>Total Other Positions</b>	<b>18</b>	<b>10,726,387.00</b>
<b>Total Permanent Positions</b>	<b>23</b>	<b>19,269,493.00</b>
<b>Non Permanent Positions</b>	<b>-</b>	<b>-</b>
<b>Total Non-permanent Position</b>	<b>-</b>	<b>-</b>
<b>Total Number of Positions</b>	<b>23</b>	<b>19,269,493.00</b>

**XXVI. COOPERATIVE SOCIAL ENTERPRISE AUTHORITY**

**Staffing Summary**

(Amount in Pesos)

	<b>2023</b>	
	<b>Number of Positions</b>	<b>Amount</b>
<b>Permanent Positions</b>		
<b>Key Position</b>		
Director II (Executive Director)	1	2,038,357.00
Chief Administrative Officer	1	1,577,505.00
Chief Cooperative Development Specialist	1	1,577,505.00
Community Development Officer V	1	1,577,505.00
<b>Total Key Position</b>	<b>4</b>	<b>6,770,872.00</b>
<b>Other Positions</b>		
Administrative Positions	16	9,263,161.00
Technical Positions	18	11,020,762.00
<b>Total Other Positions</b>	<b>34</b>	<b>20,283,923.00</b>
<b>Total Permanent Positions</b>	<b>38</b>	<b>27,054,795.00</b>
<b>Non Permanent Positions</b>	<b>-</b>	<b>-</b>
<b>Total Non-permanent Position</b>	<b>-</b>	<b>-</b>
<b>Total Number of Positions</b>	<b>38</b>	<b>27,054,795.00</b>

**XXVII. DEVELOPMENT ACADEMY OF THE BANGSAMORO**

**Staffing Summary**

(Amount in Pesos)

	<b>2023</b>	
	<b>Number of Positions</b>	<b>Amount</b>
<b>Permanent Positions</b>		
<b>Key Position</b>		
Director II (Executive Director)	1	2,038,358.00
Director I (Deputy Executive Director)	1	1,772,233.00
Chief Administrative Officer	2	3,155,008.00
Chief Education Program Specialist	1	1,577,505.00
Development Management Officer V	1	1,577,505.00
Training Specialist V	1	1,577,505.00
<b>Total Key Position</b>	<b>7</b>	<b>11,698,114.00</b>
<b>Other Positions</b>		
Administrative Positions	11	6,127,090.00
Technical Positions	13	8,288,014.00
<b>Total Other Positions</b>	<b>24</b>	<b>14,415,104.00</b>
<b>Total Permanent Positions</b>	<b>31</b>	<b>26,113,218.00</b>
<b>Non Permanent Positions</b>	<b>-</b>	<b>-</b>
<b>Total Non-permanent Position</b>	<b>-</b>	<b>-</b>
<b>Total Number of Positions</b>	<b>31</b>	<b>26,113,218.00</b>

**XXVIII. BANGSAMORO HUMAN RIGHTS COMMISSION**

**Staffing Summary**

(Amount in Pesos)

	<b>2023</b>	
	<b>Number of Positions</b>	<b>Amount</b>
<b>Permanent Positions</b>		
<b>Key Position</b>		
Commission Chairman I (Chairperson)	1	2,558,460.00
Commission Member I	2	4,542,509.00
Director II	1	2,038,358.00
Attorney V	8	14,177,869.00
Chief Administrative Officer	1	1,577,505.00
<b>Total Key Position</b>	<b>13</b>	<b>24,894,701.00</b>
<b>Other Positions</b>		
Administrative Positions	30	18,747,741.00
Technical Positions	24	17,456,638.00
<b>Total Other Positions</b>	<b>54</b>	<b>36,204,379.00</b>
<b>Total Permanent Positions</b>	<b>67</b>	<b>61,099,080.00</b>
<b>Non Permanent Positions</b>	<b>-</b>	<b>-</b>
<b>Total Non-permanent Position</b>	<b>-</b>	<b>-</b>
<b>Total Number of Positions</b>	<b>67</b>	<b>61,099,080.00</b>

# GENERAL PROVISIONS

## GENERAL PROVISIONS

**Sec. 2. The General Appropriations Act of the Bangsamoro (GAAB) as the Allotment Order.** The GAAB, upon its effectivity, shall be considered the allotment authorizing Ministries and Offices to obligate in accordance with its provisions, except for the following:

- (a) Appropriations that by virtue of law, general or special provisions, and rules and regulations have conditions or requirements before release;
- (b) Lump-sum appropriations in the Ministry and Office budget and special purpose funds that have no details necessary for release; and
- (c) Those requiring a Special Budget under the general and special provisions in this Act.

The MFBM shall identify the items of appropriations in the GAAB which are not covered by the GAAB as the allotment order.

### RECEIPTS AND INCOME

**Sec. 3. Receipts or Revenues Collected by Ministries and Offices.** As a general rule, all fees, charges, assessments, and other receipts or revenues collected by Ministries and Offices of the Bangsamoro Government, in the exercise of their mandated functions, at such rates as are now or may be approved by the appropriate authority shall be remitted and deposited to the Bangsamoro Treasury, in accordance with Section 3, Chapter I, Book VII of Bangsamoro Autonomy Act No. 13, and shall form part of the general fund. Such fund can only be used when appropriated unless provided otherwise in this Act.

Disbursements or expenditures by Ministries and Offices from use or retention of income absent the above legal authority or from income deposited outside of the Bangsamoro Treasury without legal basis shall be void and shall subject the erring officials and employees to appropriate criminal and administrative action under existing laws.

Ministries and Offices shall ensure that fees, charges and assessments collected cover the costs of services delivered to the public. They may be allowed to raise their fees and charges in accordance with guidelines issued by the Ministries and Offices concerned. The schedule of fees, charges and assessments collectible by any government Ministry or Office, as well as any updates thereon, shall be posted on their respective websites and in big bold characters in a conspicuous place within the Ministry or Office, including its provincial, municipal, and field and/or extension offices.

**Sec. 4. Donations.** Ministries and Offices of the Bangsamoro Government may accept donations, contributions, grants, bequests, or gifts, in cash or in kind, from domestic or foreign sources for purposes relevant to their functions.

In case of such grants or donations from governments of foreign countries, their agencies and instrumentalities or multilateral institutions or organizations, acceptance thereof shall be subject to the prior clearance and approval by the President or his authorized representative.

The rules for the implementation of this section shall be pursuant to the Intergovernmental Fiscal Policy Board (IFPB) Guidelines on Foreign Grants to the

Bangsamoro Autonomous Region in Muslim Mindanao (BARMM) approved February 5, 2021 and such other guidelines

issued by the IFPB, as may be applicable.

Receipts from donations, whether in cash or in kind, shall be accounted for in the books of the Donee-Ministry or Office in accordance with accounting and auditing rules and regulations. The receipts from cash donations and proceeds from sale of donated commodities shall be deposited with the Bangsamoro Treasury in accordance with Section 12, Chapter 4, Title IV, Book VI of Bangsamoro Autonomy Act No. 13.

Disbursements or expenditures by Ministries or Offices in violation of the above requirements shall be void and shall subject the erring officials and employees to appropriate criminal and administrative action under existing laws.

The Donee-Ministry or Office concerned shall submit its quarterly reports of all donations received, whether in cash or in kind, and expenditures or disbursements thereon, within thirty (30) days after the end of every quarter, through the following:

- a) Unified Reporting System (URS) or other electronic means for submission of reports;
- b) Hardcopy submitted to the MFBM; and
- c) Ministry or Office's website.

The Donee-Ministry or Office concerned shall send written notice when said reports have been submitted or posted on its website to the MFBM and other offices where the submission of reports is required under existing laws, rules and regulations. The date of notice to said Ministries and Offices shall be considered the date of compliance with this requirement.

**Sec. 5. Trust Receipts.** The following shall be deposited with the Bangsamoro Treasury and recorded as trust receipts in accordance with existing laws and guidelines issued thereon:

- a) Receipts collected or received by Ministries and Offices: (i) from non-tax sources, such as insurance proceeds, acting as trustee, agent or administrator; (ii) as a guaranty for the fulfilment of an obligation; or (iii) from donations authorized by law or contract with a term not exceeding one (1) year; and
- b) Those classified by law or regulations as trust receipts.

Trust receipts shall be disbursed in accordance with the purpose for which it is created, subject to the applicable special provisions and accounting and auditing rules and regulations.

Disbursements or expenditures by Ministries and Offices in violation of the above requirements shall be void and shall subject the erring officials and employees to appropriate criminal and administrative action under existing laws.

The Ministry or Office concerned shall submit its quarterly reports of all trust receipts collected or received, within thirty (30) days after the end of every quarter, through the following:

- a) Unified Reporting System (URS) or other electronic means for submission of reports;
- b) Hardcopy submitted to the MFBM; and
- c) Ministry or Office's website.



The Ministry or Office concerned shall send written notice when said reports have been submitted or posted on its website to the MFBM and other offices where the submission of reports is required under existing laws, rules and regulations. The date of notice to said Ministries and Offices shall be considered the date of compliance with this requirement.

**Sec. 6. Performance Bonds and Deposits.** Performance bonds and deposits filed or posted by private persons or entities with Ministries and Offices shall be deposited with the Bangsamoro Treasury and recorded as trust receipts in accordance with existing laws and guidelines issued thereon.

Upon faithful performance of the undertaking or termination of the obligation for which the bond or deposit was required, any amount due shall be returned by the Ministry or Office concerned to the filing party, withdrawable in accordance with accounting and auditing rules and regulations.

Disbursements or expenditures by Ministries and Offices in violation of the above requirements shall be void and shall subject the erring officials and employees to appropriate criminal and administrative action under existing laws.

The Ministry or Office concerned shall submit its quarterly reports of all trust receipts collected or received, within thirty (30) days after the end of every quarter, through the following:

- a) Unified Reporting System (URS) or other electronic means for submission of reports;
- b) Hardcopy submitted to the MFBM; and
- c) Ministry or Office's website.

The Ministry or Office concerned shall send written notice when said reports have been submitted or posted on its website to the MFBM and other offices where the submission of reports is required under existing laws, rules and regulations. The date of notice to said Ministries and Offices shall be considered the date of compliance with this requirement.

**Sec. 7. Receipts from Public-Private Partnership (PPP) Projects.** Receipts collected or received by Ministries and Offices such as toll fees, charges and other revenues arising from public sector projects implemented through build-operate-and-transfer arrangement and other variants pursuant to R.A. No. 6957, as amended by R.A. No. 7718, and existing laws intended for the private proponent, shall be deposited with the Bangsamoro Treasury. Said receipts shall be booked as trust liability account of the Ministry or Office concerned, notwithstanding the provisions of Section 3 hereof.

The Bangsamoro Government share from receipts arising from PPP projects, if any, including interests earned thereon, shall be deposited with the Bangsamoro Treasury as income of the general fund pursuant to existing laws.

Disbursements or expenditures by Ministries and Offices in violation of the above requirements shall be void and shall subject the erring officials and employees to appropriate criminal and administrative action under existing laws.

The Ministry or Office concerned shall submit its quarterly reports of all trust receipts collected or received, within thirty (30) days after the end of every quarter, through the following:

- a) Unified Reporting System (URS) or other electronic means for submission of reports;

- b) Hardcopy submitted to the MFBM; and
- c) Ministry or Office's website.

The Ministry or Office concerned shall send written notice when said reports have been submitted or posted on its website to the MFBM and other offices where the submission of reports is required under existing laws, rules and regulations. The date of notice to said Ministries and Offices shall be considered the date of compliance with this requirement.

**Sec. 8. Revolving Funds.** Revolving funds shall be established and maintained only if expressly created and authorized by law.

**Sec. 9. Reversion, Closure, and Transfer of Balances of Special Accounts, Fiduciary or Trust Funds, Revolving Funds, and Unauthorized Accounts.** Ministries and Offices are mandated to close and revert all balances of Special Accounts, Fiduciary or Trust Funds, and Revolving Funds to the general fund in any of the following instances: (i) when there is no legal basis for its creation; (ii) when their terms have expired; or (iii) when they are no longer necessary for the attainment of the purposes for which said funds were established.

In case a Ministry or Office fails or refuses to implement such closure, reversion or transfer, the Interim Chief Minister, upon recommendation of an appropriate body, may approve the closure, reversion or transfer of Special Accounts, Fiduciary or Trust Funds, Revolving Funds and Unauthorized Accounts, as the case may be, on any applicable grounds, to wit: (i) in the cases above-mentioned; (ii) when used in violation of the rules and regulations issued by an appropriate body; (iii) when they have remained dormant for an unreasonable length of time; or (iv) when needed by the general fund in times of emergency.

Said Ministries and Offices shall likewise transfer to the Bangsamoro Treasury all balances of unauthorized accounts with any banking institution. Unauthorized Accounts shall refer to cash account balances maintained by Ministries and Offices without legal basis or those while legally authorized are maintained outside of the Bangsamoro Treasury Office in violation of law.

**Sec. 10. Transparency on Public Funds.** Consistent with the State policy on full public disclosure of government transactions, the Bangsamoro Treasury Office shall post on its official website information relating to all Special Accounts and Funds deposited with the Bangsamoro Treasury.

In like manner, Ministries and Offices shall post on their respective official websites information relating to public funds deposited, maintained, and invested by them with any banking or financial institution.

The Minister or Head of Office concerned and the Ministry or Office's web administrator or his/her equivalent shall be responsible for ensuring compliance with the foregoing requirements.

**Sec. 11. Conduct of Seminar, Conference and Training.** Ministries and Offices of the Bangsamoro Government which conduct seminar, conference and training in relation to their

mandated functions are authorized to collect fees from government and private agency participants for said activities. The proceeds derived from each seminar, conference and training shall be deposited with the Bangsamoro Treasury Office as income of the general fund in accordance with Section 3, Chapter I, Book VII of Bangsamoro Autonomy Act No. 13.

The Ministry or Office concerned shall submit quarterly reports on its financial and physical accomplishments, within thirty (30) days after the end of every quarter, through the following:

- a) Unified Reporting System (URS) or other electronic means for submission of reports;
- b) Hardcopy submitted to the MFBM; and
- c) Ministry or Office's website.

The Ministry or Office concerned shall send written notice when said reports have been submitted or posted on its website to the MFBM and other offices where the submission of reports is required under existing laws, rules and regulations. The date of notice to said Ministries and Offices shall be considered the date of compliance with this requirement.

**Sec. 12. Sale of Non-Serviceable, Obsolete or Unnecessary Equipment.** Ministries and Offices are hereby authorized to sell non-serviceable, obsolete, or unnecessary equipment, including motor vehicles in accordance with existing laws, and such other guidelines issued thereon. The proceeds from the sale of such equipment shall be deposited with the Bangsamoro Treasury Office as income of the general fund pursuant to Section 3, Chapter I, Book VII of Bangsamoro Autonomy Act No. 13.

The Ministry or Office concerned shall submit its quarterly reports on its financial and physical accomplishments, within thirty (30) days after the end of every quarter, through the following:

- a) Unified Reporting System (URS) or other electronic means for submission of reports;
- b) Hardcopy submitted to the MFBM; and
- c) Ministry or Office's website.

The Ministry or Office concerned shall send written notice when said reports have been submitted or posted on its website to the MFBM and other offices where the submission of reports is required under existing laws, rules and regulations. The date of notice to said Ministries and Offices shall be considered the date of compliance with this requirement.

**Sec. 13. Tax Liabilities.** The amounts pertaining to the following taxes and duties shall be considered as an expenditure of the Bangsamoro Government, and are deemed automatically appropriated in addition to what has been provided in this General Appropriations Act of the Bangsamoro (GAAB):

- a) National internal revenue taxes and import duties payable or assumed by Ministries and Offices arising from foreign donations, grants and loans; and
- b) Such other taxes as may be authorized.

Implementation of this Section shall be subject to the guidelines as may be issued thereon.

**Sec. 14. Loans, Credits, and Other Forms of Indebtedness.** The Bangsamoro Government may contract loans, credits, and other forms of indebtedness pursuant to Section 24, Article XII of R.A. 11054.

## **EXPENDITURE**

**Sec. 15. Use of Government Funds.** Government Funds shall be utilized in accordance with the appropriations authorized for the purpose and comply with applicable laws, rules and regulations, such as, but not limited to the following:

- a) Purchase of goods, infrastructure projects, and consulting services, including common-use supplies, shall be made in accordance with applicable existing laws and guidelines issued thereon;
- b) Purchase of motor vehicles is subject to the guidelines as set out in the Bangsamoro Budget Circular 2022-01 and Administrative Order (AO) No. 14 dated December 10, 2018, and other applicable laws;
- c) Payment of foreign travel expenses of any government official and employee for training, seminar or conference abroad when the foreign mission cannot effectively represent our country or travels necessitated by authorized international commitments, in accordance with E.O. No. 77, s. 2019, and such other laws and issuances thereon; PROVIDED, That no official or employee may be sent to foreign training when they are due to retire within one (1) year after the said foreign travel; and
- d) Provision for fuel, parts, repair and maintenance of government vehicles. In case of transport crisis, such as that occasioned by street demonstrations, *welgang bayan*, floods, typhoons and other emergencies, government vehicles of any type may be made available to meet the emergency and may be utilized to transport, for free, commuters on a round-the-clock basis.

**Sec. 16. Strict Adherence to Procurement Laws, Rules and Regulations.** Ministries and Offices of the Bangsamoro Government shall strictly adhere to the provisions of R.A. No. 9184, its IRR and GPPB guidelines in the procurement of goods, infrastructure projects and consulting services.

**Sec. 17. Early Procurement Activities.** Notwithstanding the mandatory procurement timelines under R.A. No. 9184 and its IRR, Ministries and Offices are authorized to undertake early procurement activities as soon as the proposed Bangsamoro Expenditure Program is submitted to Parliament. However, Ministries and Offices may only proceed with the issuance of the notice of award of contract upon approval or enactment of their respective appropriations and issuance of budget authorization document and based on the amount authorized therein.

**Sec. 18. Procurement of Common-Use Supplies.** All Ministries and Offices shall purchase its common-use supplies requirements from the Procurement Service (PS) as mandated under L.O.I. No. 755 dated October 18, 1978, E.O. No. 359, s. 1989, A.O. No. 17, s. 2011, and such other guidelines issued thereon. Consistent with R.A. No. 9184 in relation to the aforementioned rules, the LGUs may opt to procure from the PS.

Common-Use Supplies shall refer to those included in the Electronic Catalogue of the PS and those which shall be regularly updated to include all items commonly procured by agencies of the government.

**Sec. 19. Use and Procurement of Information Technology Equipment.** The amounts authorized in this Act for Information and Communications Technology (ICT) equipment shall be used for the provision of personal computers inclusive of operating systems, basic software and other essential electronic devices to their respective officials and employees.

**Sec. 20. Inventory of Supplies, Materials, and Equipment Spare Parts.** The inventory of supplies, materials, and equipment spare parts to be procured shall not exceed the Ministry or Offices' three-month requirement.

The Minister or Head of Office may increase their inventory of critical supplies, materials, and equipment spare parts to be procured in any of the following instances: (i) in anticipation of cost increases; (ii) necessitated by a national emergency; (iii) when there is an impending shortage; and (iv) when otherwise authorized in this Act or in the charter of the Ministry or Office concerned. The purchase of stocks exceeding a Ministry's or Office's one-year requirement shall be subject to approval by the Interim Chief Minister.

Ministries and Offices may undertake emergency procurement of supplies, materials, and equipment spare parts when there is an unforeseen contingency requiring immediate purchase subject to the conditions prescribed under R.A. No. 9184, its IRR and GPPB guidelines.

**Sec. 21. Implementation of Infrastructure Projects.** The following requirements shall be observed in the implementation of infrastructure projects:

- a) The location, areas or sites of all infrastructure projects are not included in the critical geo-hazard areas or no-build zones identified or certified by the Ministry of Environment, Natural Resources and Energy (MENRE) or any competent authority;
- b) The standards of construction, rehabilitation, improvement or repair of all infrastructure projects in all areas and zones are consistent with the rules determined by the Ministry of Public Works (MPW), which shall consider, among others, the structural strength and climate resilience required for infrastructure projects in all areas and zones; and
- c) The planning and construction of all infrastructure projects to be implemented within the National Integrated Protected Area System (NIPAS) are done in a way that eliminates or minimizes the risk of biodiversity loss while the specifications thereon are in accordance with those determined by the MPW, in coordination with the MENRE or any competent authority. Major infrastructure projects may only be undertaken in said areas if intended to enhance biodiversity. The MPW shall consider climate data and risk assessment and green building standards in the planning, designing, construction, engineering and renovation of government buildings and facilities.

All Ministries and Offices are authorized to deduct engineering and administrative overhead (EAO) expenses not exceeding one percent (1%) of the project funds for infrastructure projects costing more than One Million Pesos (P1,000,000.00).

**Sec. 22. Installation of Rainwater Collection System.** Rainwater Collection System (RWCS) shall be installed in public markets, school sites and government buildings and sites as an adaptation measure to combat climate change and to ensure sufficient water supply, which shall be in accordance with the prescribed design of MPW. In no case shall the RWCS be constructed in private lots or privately-owned or operated market places.

**Sec. 23. Certification of Availability of Funds.** No obligations chargeable against any authorized allotment shall be incurred by Ministries and Offices without first securing a certification of availability of funds for the purpose from the Ministry or Office Chief Accountant, subject to applicable laws and guidelines. The Certification of Availability of Funds (CAF) sufficient to cover the cost of the contracted activities shall be contained in, and made part of, the contract duly signed by the Chief Accountant of the contracting Ministry or Office.

For multi-year projects, the CAF shall be issued annually based on the budget for the year. In case of multi-year projects with no funding requirement on any given year, instead of the CAF, the Chief Accountant shall issue a certification that no fund is needed for the year, as indicated in the approved Multi-Year Contractual Authority (MYCA).

**Sec. 24. Multi-year Contracts.** The issuance of a MYCA or any similar document shall be required before Ministries and Offices may enter into multi-year contracts, subject to the requirements and guidelines prescribed by the MFBM.

In the procurement of multi-year projects, the MYCA or any similar document shall be required prior to commencement of any procurement activity.

The implementing Ministries and Offices shall ensure that the annual funding requirements for the multi-year projects shall be included in its budget proposals for the covered years, consistent with the funding schedule in the MYCA and equivalent authorities, and letter of commitment. In the case of Ministries and Offices, the MFBM shall ensure that the funding requirement for the multi-year projects are included in the Bangsamoro Expenditure Program (BEP) to be submitted to Parliament who shall give consideration of the said proposal.

In all instances, the disbursement to be incurred for multi-year contracts shall in no case exceed the cash appropriations for the purpose during the year. Procurement of multi-year projects shall be subject to the provisions of R.A. No. 9184 and its IRR and GPPB guidelines.

**Sec. 25. Programs and Projects Related to Gender and Development.** Ministries and Offices of the Bangsamoro Government shall formulate a Gender and Development (GAD) Plan designed to address gender issues within their concerned sectors or mandate and implement the applicable provisions under R.A. No. 9710 or the Magna Carta of Women, Convention on the Elimination of All Forms of Discrimination Against Women, the Beijing Platform for Action, the Philippine Plan for Gender-Responsive Development (1995-2025), the Philippine Development Plan, Bangsamoro Development Plan (BDP) and other applicable laws and guidelines issued thereon.

The GAD Plan shall be integrated in the regular activities of the Ministries and Offices, which shall be at least five percent (5%) of their budgets. For this purpose, activities currently being undertaken by the Ministries and Offices which relate to GAD or those that contribute to poverty alleviation, economic empowerment especially of marginalized women, protection, promotion, and fulfilment of women's human rights, and practice of gender-responsive governance are considered sufficient compliance with said requirement. Utilization of GAD budget shall be evaluated based on the GAD performance indicators identified by the Ministries and Offices.

The preparations and submission of the annual GAD Plan and annual GAD Accomplishment Report shall be subject to the guidelines issued by the BWC.

**Sec. 26. Programs and Projects Related to Senior Citizens and Persons with Disability.** Ministries and Offices of the Bangsamoro Government shall formulate plans, programs and projects intended to address the concerns of senior citizens and persons with disability, insofar as it relates to their mandated functions, and integrate the same in their regular activities.

Moreover, all government infrastructures and facilities shall provide architectural or structural features, designs or facilities that will reasonably enhance the mobility, safety and welfare of persons with disability pursuant to Batas Pambansa Blg. 344 and R.A. No. 7277, as amended.

**Sec. 27. Projects Related to the Youth.** Ministries and Offices of the Bangsamoro Government are encouraged to provide allocations for youth development projects and activities within the framework of the Philippine Youth Development Plan and other applicable laws and guidelines.

**Sec. 28. Programs and Projects Related to Islamic or Shari'ah Compliant Finance.** To the extent that it relates to their mandated functions, all Ministries and Offices of the Bangsamoro Government are encouraged to formulate plans, programs, and projects intended to support the full integration and mainstreaming of Islamic or Shari'ah compliant finance within their services and activities.

For this purpose, the Interim Chief Minister, upon the recommendation of the Technical Working Group on Islamic Finance (TWG-IF) for the Bangsamoro, shall promulgate such guidelines and create the necessary body that will review and ensure the full and judicious compliance of the products, activities, and services with established Islamic finance principles and standards.

**Sec. 29. Protection of Built Heritage, Cultural Properties and Cultural Landscapes.** Alteration, renovation or demolition of government buildings and open spaces declared or presumed to be important cultural properties by government cultural agencies concerned shall be undertaken only upon prior approval of the Interim Chief Minister. This includes the protection of the sight line with regard to built heritage, cultural properties and cultural landscapes.

**Sec. 30. Disaster Risk Reduction and Climate Change Adaptation and Mitigation Measures Incorporated in All Ministries and Offices Projects.** Ministries and Offices of the

Bangsamoro Government should implement projects incorporating risk reduction, climate change adaptation, and where feasible, climate change mitigation.

To ensure that the disaster risk reduction and climate change adaptation measures are appropriate in the light of the intensifying hazards, all Bangsamoro Government projects should be subjected to multi-scenario, probabilistic analysis. For this purpose, the MENRE and other competent authority shall extend the necessary technical and capacity building assistance to all Ministries and Offices of the Bangsamoro Government in the conduct of risk assessment, as well as adaptation and mitigation planning.

Ministries and Offices shall likewise integrate energy-saving solutions and consider climate resilience in the planning and implementation of all infrastructure projects, office programs, and activities, as well as assess their organizational carbon footprint and pursue appropriate emission reduction measure, to mitigate and adapt to the effects of climate change pursuant to the provisions of R.A. No. 9729 and other applicable laws and guidelines.

**Sec. 31. Energy Efficiency.** Ministries and Offices shall embark on energy efficiency measures, including the adoption of a standard thermostat level based on the existing energy conservation program, and the use of energy efficient lighting, such as light-emitting diode (LED) lamps, in their office buildings, school buildings, hospitals, markets, parks, street lights and other public places.

**Sec. 32. Protection of Biodiversity.** Ministries and Offices shall ensure that protection of biological diversity is integrated and mainstreamed into their development programs and projects.

**Sec. 33. Repair and Retrofitting of Government Structures.** The Ministries and Offices concerned shall prioritize the repair and retrofitting of government structures in areas considered highly vulnerable to seismic activity and shall ensure that the retrofitting shall result in structural strength required for the area concerned in accordance with R.A. No. 10121, National Structural Code of the Philippines or other applicable laws.

## **PERSONNEL BENEFITS**

**Sec. 34. Personnel Services.** The Personnel Services of the Bangsamoro Government for one (1) fiscal year shall not exceed forty-five percent (45%) of the total revenue sources of the Bangsamoro Government as provided under Section 6, Article XII of R.A. No. 11054.

**Sec. 35. Employment of Contractual Personnel.** Contractual personnel may be hired by Ministries and Offices as part of their organization in order to perform Ministry or Office functions or specific vital activities or services which cannot be provided by the regular or permanent staff of the hiring Ministry or Office. The total annual Personnel Services requirement for contractual personnel, to cover salaries, and other personnel benefits and fixed expenditures, shall in no case exceed the lump sum appropriations for the purpose, except when there is an urgent need to hire contractual personnel in the implementation of the priority activities or projects, subject to approval of the MFBM.



**Sec. 36. Extraordinary and Miscellaneous Expenses.** Appropriations authorized in this Act, may be used for the annual extraordinary expenses of the following officials with the following ranks and their equivalent, as may be determined by the MFBM, not exceeding the amounts indicated:

- a) P264,000 for the Chief Minister or equivalent;
- b) P108,000 for each Deputy Chief Minister/ Speaker/ Member of the Parliament or equivalent;
- c) P45,600 for each Minister or equivalent;
- d) P26,400 for each Deputy Minister/Bangsamoro Director-General or equivalent; and
- e) P19,200 for each Director II or Director III.

In addition, annual miscellaneous expenses not exceeding Ninety Thousand Pesos (P90,000) may be provided for each of the offices of the above-named officials and their equivalent are authorized herein.

For the purpose of this Section, extraordinary and miscellaneous expenses include, but not limited to, expenses incurred for:

- a) Meetings, seminars and conferences;
- b) Official entertainment;
- c) Public relations;
- d) Educational, athletic and cultural activities;
- e) Contributions to civic or charitable institutions;
- f) Membership in government associations;
- g) Membership in national professional organizations duly accredited by the Professional Regulation Commission;
- h) Membership in the Integrated Bar of the Philippines;
- i) Subscription to professional technical journals and informative magazines, library books and materials;
- j) Office equipment and supplies; and
- k) Other similar expenses not supported by the regular budget allocation.

In case of deficiency, the requirements for the foregoing purposes shall be charged against available allotments of the Ministry or Office concerned. No portion of the amounts authorized herein shall be used for the payment of salaries, allowances and other benefits, and confidential and intelligence expenses.

**Sec. 37. Funding of Personnel Benefits.** Notwithstanding any provision of law to the contrary, all personnel benefits costs of government personnel shall be chargeable against the funds from which their salaries are paid.

In no case shall personnel benefits costs drawn from Special Accounts, Trust Funds or other sources of funds be chargeable against the general fund of the Bangsamoro Government.

The personnel benefits costs of officials and employees on detail with the Ministries or Offices, including the representatives and support personnel of auditing units assigned to serve other Ministries and Offices, shall be chargeable against the appropriations of their parent Ministries and Offices, except as otherwise authorized by the MFBM.

Personnel benefits costs shall include salary increases, step increments, all kinds of authorized allowances, benefits and incentives, monetized vacation and sick leave credits, government share in retirement and life insurance premiums, employees compensation insurance premiums, health insurance premiums and Home Development Mutual Fund (HDMF) contributions, and other authorized benefits.

**Sec. 38. Appropriations for Personnel Services.** The appropriations for Personnel Services under this Act shall be used for the payment of personnel benefits authorized by law to be given to the Bangsamoro Government personnel. Any available allotment for Personnel Services within a Ministry or Office may be utilized by said Ministry or Office for the payment of deficiencies in authorized personnel benefits, subject to Section 43 hereof on the payment of Magna Carta benefits.

**Sec. 39. Remittance of Compulsory Contributions.** The government and employee share in the compulsory contributions to the Employees' Compensation Commission, PhilHealth, GSIS and HDMF pursuant to P.D. No. 626, as amended, R.A. No. 6111, R.A. No. 7875, as amended, R.A. No. 8291, and R.A. No. 9679, respectively, shall be remitted directly by Ministries and Offices to the respective recipient agencies unless a different arrangement is agreed upon in writing between the MFBM and the recipient Ministry or Office.

**Sec. 40. Authorized Deductions.** Deductions from salaries and other benefits accruing to any government employee, chargeable against the appropriations for Personnel Services, may be allowed for the payment of individual employees' contributions or obligations to the BIR, PhilHealth, GSIS and HDMF; Non-stock savings and loans associations and mutual benefit associations duly operating under existing laws and cooperatives which are managed by and/or for the benefit of government employees; and associations or Provident Funds organized and managed by government employees for their benefit and welfare.

Obligations due to the BIR, contributions or obligations due to the PhilHealth, GSIS and HDMF shall be satisfied ahead of all other obligations. The remaining obligations due to other entities listed above shall be satisfied in the order in which they were incurred.

In no case shall the foregoing deductions reduce the employee's monthly net take home pay to an amount lower than Five Thousand Pesos (P5,000).

**Sec. 41. Personnel Economic Relief Allowance.** In order to supplement the salaries of government personnel covered by R.A. No. 6758, as amended. Personnel Economic Relief Allowance (PERA), in the amount of Two Thousand Pesos (P2,000) per month, is granted to all Bangsamoro Government personnel whether occupying regular, contractual or casual positions.

The grant of PERA shall be subject to the rules and regulations prescribed under B.C. No. 2009-3 dated August 18, 2009, as amended by B.C. No. 2011-2 dated September 26, 2011 of DBM, and such other guidelines as may be issued thereon.

**Sec. 42. Uniform or Clothing allowance.** An amount not exceeding Six Thousand Pesos (P6,000) per year is hereby authorized for the payment of uniform or clothing allowance to

each qualified government employee, subject to B.C. No. 2018-1 dated March 8, 2018 of DBM and such other guidelines as may be issued thereon.

**Sec. 43. Magna Carta Benefits.** The payment of Magna Carta benefits of public health workers, school teachers, social workers, scientist, engineers and researchers, and other science and technology personnel in the government shall be subject to the guidelines of the MFBM in accordance with applicable laws and this Act.

**Sec. 44. Hazard Duty Pay.** Hazard duty pay may be granted only to government personnel who are actually assigned to, and performing their duties in, strife-torn or embattled areas as may be determined and certified by the Secretary of National Defense and for the duration of such assignment.

The grant of hazard duty pay shall be subject to existing rules and regulations and such other guidelines as may be issued by the MFBM in accordance with applicable laws and this Act.

**Sec. 45. Honoraria.** Honoraria may be paid only to the following:

- a) Teaching personnel of the MBHTE engaged in actual classroom teaching, whose teaching load is outside of the regular office hours or in excess of the regular load;
- b) Those who act as lecturers, resource persons, coordinators and facilitators in seminars, training programs, and other similar activities in training institutions;
- c) Chairpersons and members of commissions, boards, councils, and other similar entities, including personnel thereof who are not paid salaries nor per diems but compensated in the form of honoraria as provided by laws, rules and regulations;
- d) Those who are involved in science and technological activities and render services beyond their regular workload;
- e) Officials and employees assigned to special projects, subject to the following conditions:
  - (i) Said special projects are reform-oriented or developmental, contribute to the improvement of service delivery and enhancement of the performance of the core functions of the Ministry or Office, and have specific timeframes and deliverables in accomplishing objectives and milestones set by the Ministry or Office for the year; and
  - (ii) Such assignment entails rendition of work in addition to, or over and above, their regular workload.

In these instances, the rates of honoraria shall depend on the level of responsibilities, nature of work rendered, and extent of individual contribution to produce the desired outputs. The total honoraria received from all special projects shall not exceed twenty five percent (25%) of the annual basic salaries; and

- f) Officials and employees authorized to received honoraria under R.A. No. 9184 and its IRR.

The grant of honoraria to the foregoing shall be subject to the guidelines prescribed under B.C. No. 2003-5 dated September 26, 2003, as amended by B.C. No. 2007-1 dated April 23, 2007 and N.B.C. No. 2007-510 dated May 8, 2007, B.C. No. 2007-2 dated October 1, 2007, B.C. No. 2004-5A dated October 7, 2005, as amended by B.C. No. 2007-3 dated November 29, 2007, DBM and DOST J.C. No.1 dated June 25, 2013 and such other guidelines issued by the MFBM.

**Sec. 46. Representation and Transportation Allowances.** Government Officials with the following ranks and their equivalent, as determined by the MFBM, while in the actual performance of their respective functions, are hereby authorized monthly commutable representation and transportation allowances at the rates indicated below, for each type of allowance:

- a) P14,000 for Chief Minister or equivalent;
- b) P11,000 for Deputy Chief Ministers/Speaker/Members of the Parliament or equivalent;
- c) P9,000 for Ministers or equivalent;
- d) P8,500 for Deputy Ministers/Bangsamoro Director-General or equivalent;
- e) P7,500 for Director II and Director III or equivalent; and
- f) P5,000 for Chief of Divisions, Director I or equivalent, Identified as such in the Personnel Services Itemization and Plantilla of Personnel

The grant of representation and transportation allowances shall be subject to the following:

- a) Transportation allowance, whether in full or partial amounts, shall not be granted to officials who are assigned or actually using government motor transportation. Officials who are assigned government motor transportation, but are not able to use said vehicle for justifiable reason, as determined by the MFBM, may be granted transportation allowance during the said period;
- b) No amount of representation or transportation allowances, whether commutable or reimbursable, which exceed the rates authorized under this Section may be granted to the foregoing officials. Previous administrative authorizations inconsistent with the rates and conditions specified herein shall no longer be valid and payment shall not be allowed; and
- c) Other applicable laws and such other guidelines as may be issued thereon.

**Sec. 47. Mid-year Bonus.** The Mid-year Bonus equivalent to one (1) month basic salary shall be granted to all Bangsamoro Government personnel, whether under regular, temporary, casual or contractual status, on full-time or part-time basis, subject to the following:

- a) Personnel have rendered at least a total or an aggregate of four (4) months of service from July 1 of the immediately preceding year to May 15 of the current year and who are still in the government service as of May 15 of the current year;
- b) Personnel have obtained at least a satisfactory performance rating in the immediately preceding rating period; and
- c) The provisions of B.C. No. 2017-2 dated May 8, 2017 of DBM, as may be applicable, and such other guidelines as may be issued by the MFBM.

**Sec. 48. Year-end Bonus and Cash Gift.** The Year-end Bonus equivalent to one (1) month basic salary and additional cash gift of Five Thousand Pesos (P5,000) provided under R.A. No. 6686, as amended by R.A. No. 8441, shall be granted to all Bangsamoro Government

personnel, whether under regular, temporary, casual or contractual status, on full-time or part-time basis, subject to the following:

- a) At least a total of four (4) months of service including leaves of absence with pay from January 1 to October 31 have been rendered during the current year, and who are still in the service by October 31 of the same year;
- b) Those who have rendered at least a total or an aggregate of four (4) months of service from January 1 of the current year but who have retired or separated from government service before October 31 of the same year shall be granted within the month of retirement or separation, a prorated share of the Year-end Bonus based on the monthly basic pay immediately preceding the date of retirement or separation and a Cash Gift of P5,000; and
- c) The provisions of B.C. No. 2016-4 dated April 28, 2016 of DBM, as may be applicable, and such other guidelines as may be issued by the MFBM.

Such Year-end Bonus and Cash Gift shall be given in November of each year pursuant to E.O. No. 201, s. 2016 and existing laws.

**Sec. 49. Use of Appropriations for Retirement Gratuity and Terminal Leave.** Appropriations authorized in this Act to cover the payment of the retirement benefits shall be released directly to the Ministries and Offices concerned computed based on the provisions of, and subject to the conditions prescribed in, applicable retirement laws, rules and regulations.

Unless authorized by law and duly covered by guidelines issued by the MFBM, public funds shall not be used for the payment of salary increases or adjustments resulting from automatic promotions with the intent of increasing the retirement and terminal leave benefits of government personnel as provided in CSC-DBM J.C. No. 3 dated November 8, 1991, and existing laws and guidelines issued thereon.

The payment of any unauthorized retirement benefits shall be null and void and shall accordingly be refunded by the beneficiary-employee. The officials and employees who authorized, allowed, or connived with others in the payment of any unauthorized retirement benefits shall be subject to appropriate criminal and administrative action under existing laws.

Payments made shall be without prejudice to the funding request made to the National Government for the period prior to the assumption of the Bangsamoro Transition Authority.

#### RELEASE AND USE OF FUNDS

**Sec. 50. Cash Budgeting System.** All appropriations authorized in this Act shall be available for release and disbursement for the purpose specified, and under the same general and special provisions applicable thereto, until December 31, 2023. While the amount appropriated herein, as local government support fund released and obligated during the fiscal year shall be available for disbursement for the purpose specified until December 31, 2024.

As a rule, disbursement shall be made not later than December 31, 2023. However, the completion of construction, inspection, and payment of infrastructure capital outlays, shall be made not later than June 30, 2024. On the other hand, the delivery, inspection and payment of MOOE and other capital outlays shall be made not later than March 31, 2024.

After the end of validity period, all unreleased appropriations shall lapse, while unexpended or undisbursed funds shall revert to the Bangsamoro Treasury under a Special Fund for reappropriation in accordance with Section 19, Article XII, of R.A. 11054. Ministries and Offices shall strictly observe the validity of appropriations and the reversion of funds.

All funds transferred between Organizational Units within a Ministry/Office, between Ministries and/or Offices, or by Ministries and/or Offices to LGUs shall not be considered disbursed under this Section until the transferred amounts have been actually utilized to pay for completed construction, goods delivered and services rendered, inspected and accepted within the validity period. It is understood that transfer of funds shall strictly be in accordance with pertinent budgeting, accounting, auditing, and procurement laws, rules, and regulations.

The MFBM is authorized to issue the necessary guidelines for the effective implementation of the cash budgeting system.

**Sec. 51. Retention or Deduction of Funds.** Fund releases from appropriations provided in this Act shall be transmitted to the Ministry or Office concerned, subject to Section 2 hereof, applicable special and general provisions, and budgeting rules and regulations.

**Sec. 52. Direct Release of Funds to Ministries.** Funds appropriated in this Act shall be released directly to the Ministries and Offices including the funds that are specifically appropriated to the Provincial Offices (POs) and Organizational Units (OUs) of Ministries and Offices. The MFBM may formulate guidelines as to the reporting and releasing of these funds.

**Sec. 53. Lump-Sum Appropriations.** Release of lump-sum appropriations shall be made upon compliance with the requirements under the applicable general or special provisions and submission by the Ministry or Office concerned of a Special Budget in accordance with applicable laws and guidelines issued thereon.

**Sec. 54. Authority to Use Savings.** The Interim Chief Minister and the Speaker of the Parliament are hereby authorized to declare and use savings in their respective appropriations to augment actual deficiencies incurred for the current year in any item of their respective appropriations.

The foregoing officers authorized to use savings shall be responsible for ensuring that a semestral and annual report on their respective use of savings shall be submitted to the Parliament, copy furnished the MFBM. The report shall indicate among others, the amount of savings generated, the sources and grounds used therefor, and the existing P/A/P in their respective appropriations augmented. They shall likewise ensure that said reports are posted on their respective websites.

**Sec. 55. Meaning of Savings.** Savings refer to portions or balances of any released appropriations in this Act which have not been obligated as a result of any of the following:

- a) Completion, final discontinuance, or abandonment of a program, activity or project for which the appropriation is authorized; or
- b) Implementation of measures resulting in improved systems and efficiencies and thus enabled a Ministry or Office to meet and deliver the required or planned targets, programs and services approved in this Act at a lesser cost.

Allotments that were not obligated due to the fault of the Ministry or Office concerned shall not be considered savings.

Notwithstanding the foregoing, final discontinuance or abandonment of a program, activity or project, whether released or unreleased, allotment for which remain unobligated, may be declared by the Interim Chief Minister as savings in case of a declaration of a state of national or regional calamity as may be necessary to augment deficient programs, activities or projects of the Ministries and Offices or special purpose funds that are necessary to immediately address the existing calamity.

In case final discontinuance or abandonment is used as basis in the declaration of savings, such discontinued or abandoned program, activity or project shall no longer be proposed for funding in the next two (2) fiscal years, except in cases where savings were declared from final discontinuance or abandonment of a program, activity or project in view of a declaration of a state of national or regional calamity as may be needed to augment deficient programs, activities or projects of the Ministries and Offices or special purpose funds that are necessary to immediately address the existing calamity.

**Sec. 56. Rules on Augmentation.** Augmentation is the act of the officers mentioned in the preceding section who are authorized to use savings in their respective appropriations to cover a deficiency in any existing item of appropriation within their respective offices. A deficiency in an item of appropriation may result from:

- a) Unforeseen modifications or adjustments in the program, activity or project; or
- b) Re-assessment in the use, prioritization and/or distribution of resources.

An item of appropriation shall pertain to the amount appropriated for an activity or project authorized in this Act.

The particulars of the expenditures to be funded from savings should be within the scope of, or covered by an existing activity or project. The existence of an activity or project regardless of the availability of allotments class/es is sufficient for the purpose of augmentation.

In no case shall a non-existent activity or project be funded by augmentation from savings or by the use of an appropriation authorized in this Act.

**Sec. 57. Priority in the Use of Savings.** In the use of savings, priority shall be given to the payment of compensation, year-end bonus and cash gift, retirement gratuity, terminal leave benefits and other personnel benefits authorized by law and in this Act, as well as the implementation of priority or activity covered in this Act.

**Sec. 58. Rules on Modification in the Allotment.** As a general rule, Ministries and Offices of the Bangsamoro Government shall spend what is programmed in their respective appropriations in this Act. In exceptional circumstances, Ministries and Offices may modify the allotment issued within an activity or project subject to approval of the following ensued by the timely submission of reports by all Ministries and Offices concerned:

- a) The Minister or Head of Office, for the following: (i) change in the details of an activity or project without changing its nature and within the same operating unit; and (ii) change in the object of expenditure (Salaries and Wages, Travelling Expenses, or Investment Outlays) within an allotment class (Personnel Services, MOOE, or Capital Outlays); and
- b) The MFBM, in the following modifications: (i) from one allotment class to another; (ii) from one operating unit to another; (iii) within a special purpose fund; and (iv) for the payment of magna carta benefits authorized under Section 43 hereof.

All modifications in the allotment shall not entail any increase in the total amount appropriated for an activity or project.

**Sec. 59. Mandatory Expenditures.** The amounts programmed for petroleum, oil and lubricants, water, illumination and power services, telephone and other communication services, and rental expenses shall be disbursed exclusively for such items of expenditures. Any available allotment from these items after taking into consideration the Ministry or Office's full year requirements may be modified only in the last quarter and subject to the provisions of this Act.

Disbursements or expenditures of Ministries and Offices in violation of this Section shall be void, and shall subject the erring officials and employees to disciplinary actions in accordance with Section 43, Chapter 5 and Section 80, Chapter 7, Book VI of E.O. No. 292, s. 1987 and to appropriate criminal and administrative action under existing laws.

**Sec. 60. Limitations on Cash Advance and Reportorial Requirements.** Notwithstanding any provision of law to the contrary, cash advances shall not be granted until such time that the earlier cash advances availed of by the officials or employees concerned shall have been liquidated in accordance with accounting and auditing rules and regulations.

For this purpose, the Minister or Head of Office, and the COA auditor shall be jointly responsible for the preparation and submission to the Committee on Finance, and Budget and Management of the BTA either in printed form or by way of electronic document, the Annual Report on Cash Advances indicating the names of the recipients, the items of expenditures for which said cash advances were disbursed, and the dates of liquidation as reflected in the Ministry or Office Books of Accounts.

**Sec. 61. Use of Funds for Foreign-Assisted Projects.** The amounts appropriated in this Act for the implementation of foreign-assisted projects, composed of loan proceeds and peso counterpart components shall be utilized in accordance with applicable laws and such other laws and guidelines that may be issued thereon.

**Sec. 62. Disbursement of Funds.** Public funds for obligations incurred with proper authorization shall be disbursed only through the Bangsamoro Treasury Office or authorized government servicing banks subject to guidelines to be formulated by the MFBM.

**Sec. 63. Incurrence or Payment of Unauthorized or Unlawful Obligation or Expenditure.** Disbursements or expenditures incurred in violation of existing laws, rules and regulations shall be rendered void. Any and all public officials or employees who will authorize, allow or permit,



as well as those who are negligent in the performance of their duties and functions which resulted in the incurrence or payment of unauthorized and unlawful obligation or expenditure shall be, personally liable to the government for the full amount committed or expended, and subject to disciplinary actions in accordance with Section 43, Chapter 5 and Section 80, Chapter 7, Book VI of E.O. No. 292, and existing laws and guidelines issued thereon.

## **ADMINISTRATIVE PROCEDURES**

**Sec. 64. Institutional Strengthening and Productivity Improvement in Ministry or Office Organization and Operations.** Ministers and Heads of Offices shall adopt institutional strengthening measures to enhance productivity and improve service delivery. For this purpose, they shall: (i) conduct a comprehensive review of their respective mandates, missions, objectives and functions, systems and procedures, and programs, activities and projects; and (ii) identify areas where improvements are necessary and more resources need to be rechanneled.

In the pursuit of said institutional strengthening efforts, the MFBM, in consultation with the Ministries and Offices, shall determine the functions, programs, activities and projects that could be scaled down, phased out or abolished and recommend the corresponding structural, functional and operational adjustments to streamline the organization and operations of the Ministry or Office and improve its performance and productivity.

Accordingly, the MFBM may recommend the: (i) creation, abolition, renaming, consolidation or merger of bureaus, offices and units; or (ii) creation, abolition, reclassification, conversion or transfer of existing positions, from one unit to another.

The Interim Chief Minister, in accordance with Sec. 11, Chapter 2, Title IV, Book III of Bangsamoro Autonomy Act No. 13 or the MFBM, as the case may be, is authorized to approve the organizational and staffing modifications needed in streamlining and improving productivity in Ministry or Office organization and operations, in accordance with the preceding paragraphs of this section.

**Sec. 65. Foreign Travel of Government Officials and Personnel.** To ensure that the delivery of services and the operations of the Ministries and Offices are not hampered, all personal and official foreign travels of Ministers, Heads of Offices and officials higher than division chiefs shall require clearance from the Office of the Chief Minister prior to foreign travel. All other personnel shall secure such clearance from the Office of the Chief Minister for official foreign travels, and from their respective Ministers or Heads of Offices for personal foreign travels.

**Sec. 66. Submission of Annual Reports and Audited Financial Statements on Accounts Deposited Outside of the Bangsamoro Treasury.** Ministries and Offices authorized by law to retain or use income and deposit the same outside of the Bangsamoro Treasury shall submit their respective audited financial statements, annual reports and narrative report stating therein a detailed description of the utilization of funds through the following:

- (a) Unified Reporting System (URS) or other electronic means for submission of reports;
- (b) Hardcopy submitted to the MFBM; and

(c) Ministry or Office's website.

The statement and report shall include the beginning balance, income collected and its sources, expenditures, and ending balance for the preceding fiscal year.

The Ministry or Office concerned shall send written notice when said reports have been submitted or posted on its website to the MFBM and other offices where the submission of reports is required under existing laws, rules and regulations. The date of notice to said Ministries and Offices shall be considered the date of compliance with this requirement.

**Sec. 67. Report on Commission on Audit Findings and Recommendation.** Within sixty (60) days from receipt of the COA Annual Audit Report, Ministries and Offices concerned shall submit to the COA, either in printed form or by way of electronic document, a status report on the actions taken on said audit findings and recommendations using the prescribed form under COA Memorandum No. 2014-002 dated March 18, 2014. They shall likewise furnish the MFBM, the BTA Speaker, and the Committee on Finance, and Budget and Management, either in printed form or by way of electronic document, a copy of said reports.

The Minister or Head of Office concerned and the Ministry or Office's web administrator or his/her equivalent shall be responsible for ensuring that said status reports are posted on the Ministry or Office's website.

**Sec. 68. Financial Reports.** Ministries and Offices shall submit monthly reports on appropriations, allotments, obligations and disbursements of current appropriations, as well as the monthly report of disbursement, on or before the tenth (10th) day of the month immediately following the covered period, through the following:

- a) Unified Reporting System (URS) or other electronic means for submission of reports;
- b) Hardcopy submitted to the MFBM; and
- c) Ministry or Office's website.

The Ministry or Office concerned shall send written notice when said reports have been submitted or posted on its website to the MFBM and other offices where the submission of reports is required under existing laws, rules and regulations. The date of notice to said Ministries and Offices shall be considered the date of compliance with this requirement.

**Sec. 69. Quarterly Financial and Physical Reports.** Ministries and Offices shall submit quarterly reports on its financial and physical accomplishments, within thirty (30) days after the end of every quarter, through the following:

- a) Unified Reporting System (URS) or other electronic means for submission of reports;
- b) Hardcopy submitted to the MFBM; and
- c) Ministry or Office's website.

The Ministry or Office concerned shall send written notice when said reports have been submitted or posted on its website to the MFBM and other offices where the submission of

reports is required under existing laws, rules and regulations. The date of notice to said Ministries and Offices shall be considered the date of compliance with this requirement.

Failure to comply with any of the foregoing shall result in the automatic suspension of the salaries of the responsible official or employee until they have complied with the above requirements pursuant to Section 57, Chapter 6, Book VI of E.O. No. 292, as may be applicable, and existing laws and guidelines issued thereon.

Repeated failure or refusal of said official or employee to submit the above reports without any justifiable cause may be a ground for administrative disciplinary action, subject to pertinent civil service rules and regulations. The Minister or Head of Office shall be responsible for ensuring compliance with this penalty provision.

**Sec. 70. Transparency in Infrastructure Projects.** Ministries and Offices shall post the following on their respective websites, within the period indicated:

- a) The project title, location and detailed description; detailed estimates in arriving at the Approved Budget for the Contract; and winning contractor and the detailed estimates of the bid as awarded, within thirty (30) calendar days from entering into contract; and
- b) The detailed actual cost of the project and variation orders issued, if any, within thirty (30) calendar days from the issuance of a certificate of completion.


The Ministers and Heads of Offices, and web administrators or their equivalent shall be responsible for ensuring compliance with this Section.

**Sec. 71. Exemption from Garnishment, Levy and Execution.** Any court, Ministry or Office is hereby cautioned from garnishing or subjecting to levy and execution all public funds, especially the amounts appropriated under this Act.

**Sec. 72. Personnel Services for the Absorbed Employees Under Republic Act No. 11054.** The payment for Personnel Services and all Other Personnel Services Benefits of the absorbed employees under Section 10, Article XVI, of R.A. No. 11054 shall be without prejudice to the request for funding from the National Government.

**Sec. 73. Separability Clause.** If for any reason, any section or provision of this Act is declared unconstitutional or invalid, other sections or provisions which are not affected thereby shall continue to be in full force and effect.

**Sec. 74. Effectivity.** The provisions of this Act, shall take effect on January One, Two Thousand Twenty-Three, unless otherwise provided herein.




**ATTY. PANGALIAN M. BALINDONG**  
Speaker

This Act was passed by the Bangsamoro Parliament on Jumada Al-Awwal 26, 1444/December 20, 2022.



**PROF. RABY B. ANGKAL**  
Secretary-General

**APPROVED:**



**AHOD BALAWAG EBRAHIM**  
Chief Minister  
Date: DEC 22 2022



Bangsamoro Autonomous Region in Muslim Mindanao  
**GENERAL APPROPRIATIONS ACT OF THE BANGSAMORO**  
FISCAL YEAR 2023

**Published by:**

Ministry of Finance, and Budget and Management  
Bangsamoro Government Center, Gov. Gutierrez St.,  
Cotabato City, Philippines, 9600

**Contact Us:**

(064) 557-27-17  
mfbm@bangsamoro.gov.ph  
www.bangsamoro.gov.ph



Bangsamoro Autonomous Region in Muslim Mindanao

**GENERAL APPROPRIATIONS ACT OF THE BANGSAMORO**  
FISCAL YEAR 2023

**Published by:**

Ministry of Finance, and Budget and Management  
Bangsamoro Government Center, Gov. Gutierrez St.,  
Cotabato City, Philippines, 9600

**Contact Us:**

(064) 557-27-17  
mfbm@bangsamoro.gov.ph  
www.bangsamoro.gov.ph