

QUARTERLY PHYSICAL REPORT OF OPERATION
As of March 31 2022

Ministry/Office : BANGSAMORO TRANSITION AUTHORITY
Organization Code (UACS) : _____

2020 Performance Targets and Accomplishments
 2021 Performance Targets and Accomplishments

Particulars	UACS CODE	Physical Targets					Physical Accomplishments					Variance as of Mar.31, 2022	Remarks
		1st Quarter	2nd Quarter	3rd Quarter	4th Quarter	Total	1st Quarter	2nd Quarter	3rd Quarter	4th Quarter	Total		
1	2	3	4	5	6	7=(3+4+5+6)	8	9	10	11	12=(8+9+10+11)	13	14
Part A													
I. OPERATIONS													
Organizational Outcome													
1. LEGISLATION													
Performance Indicator													
Outcome Indicator													
1. Percentage of responsive, effective and inclusive legislations adopted		100%	100%	100%	100%	100%	100%	100%				0	
Output Indicators													
1.1 Percentage of legislative initiatives succesfully conducted		100%	100%	100%	100%	100%	100%	100%				0	
1. Number of session days conducted		15	18	20	18	71	15	6				-12	Session Break on April to May 2022
2. Number of regular committee meetings conducted		44	44	76	86	250	27	53				-8	Session Break on April to May 2022
3. Number of public hearings conducted		0	20	45	25	90	9	11				0	
4. Number of bills filed		6	28	31	15	80	18	18				2	
5. Number of bills enacted		2	5	6	2	15	0	7				0	
6. Number of proposed resolutions filed		50	55	85	50	240	101	35				31	
7. Number of resolutions adopted		2	12	18	4	36	42	18				46	
8. Number of BAA published		2	5	6	2	15	0	7				0	
9. Number of research conducted		2	5	6	2	15	0	7				0	
10. Number of committee reports		5	5	15	15	40	19	4				13	

Bangsamoro Autonomous Region in Muslim Mindanao
Office of the Parliament Speaker
RECEIVED
BY: M. Aminudin
DATE: 6/03/22
TIME: 11:34 AM

QUARTERLY PHYSICAL REPORT OF OPERATION
As of March 31 2022

Ministry/Office : BANGSAMORO TRANSITION AUTHORITY
Organization Code (UACS) : _____

	2020 Performance Targets and Accomplishments
	2021 Performance Targets and Accomplishments


Particulars	UACS CODE	Physical Targets					Physical Accomplishments					Variance as of Mar.31, 2022	Remarks
		1st Quarter	2nd Quarter	3rd Quarter	4th Quarter	Total	1st Quarter	2nd Quarter	3rd Quarter	4th Quarter	Total		
1	2	3	4	5	6	7=(3+4+5+6)	8	9	10	11	12=(8+9+10+11)	13	14
Part A													
I. OPERATIONS													
Organizational Outcome													
1. LEGISLATION													
Performance Indicator													
Outcome Indicator													
1. Percentage of responsive, effective and inclusive legislations adopted		100%	100%	100%	100%	100%	100%	100%				0	
Output Indicators												0	
1.1 Percentage of legislative initiatives successfully conducted		100%	100%	100%	100%	100%	100%	100%				0	
1. Number of session days conducted		15	18	20	18	71	15	6				-12	Session Break on April to May 2022
2. Number of regular committee meetings conducted		44	44	76	86	250	27	53				-8	Session Break on April to May 2022
3. Number of public hearings conducted		0	20	45	25	90	9	11				0	
4. Number of bills filed		6	28	31	15	80	18	18				2	
5. Number of bills enacted		2	5	6	2	15	0	7				0	
6. Number of proposed resolutions filed		50	55	85	50	240	101	35				31	
7. Number of resolutions adopted		2	12	18	4	36	42	18				46	
8. Number of BAA published		2	5	6	2	15	0	7				0	
9. Number of research conducted		2	5	6	2	15	0	7				0	
10. Number of committee reports		5	5	15	15	40	19	4				13	

2. REPRESENTATIONS/CONSTITUENCY BUILDING												
<i>Outcome Indicator</i>												
1. Percentage of Representations and Constituency Building conducted		100%	100%	100%	100%	100%	100%	100%				0
<i>Output Indicators</i>												
1. Number of public consultations		240	240	240	240	960	240	240				0
2. Number of stakeholders engagements		240	240	240	240	960	240	240				0
3. OVERSIGHT												
<i>Outcome Indicator</i>												
1. Percentage of oversight activities conducted		100%	100%	100%	100%	100%	100%	100%				0
<i>Output Indicators</i>												
1. Number of committee hearings/meetings		3	6	8	5	22	3	17				11
2. Chief Minister's Hour Rendered		2	3	2	3	10	1	1				-3
Session Break on April to May 2022												
Part B												
Major Programs/Projects												
4. PARLIAMENTARY LEARNING PROGRAM												
<i>Outcome Indicator</i>												
1. Percentage of parliamentray learning activities succesfully completed		100%	100%	100%	100%	100%	1.25%	1.25%				-98.75%
1 travel to the UK reuquested by 1 MP, yet to be completed and reported												
5. BANGSAMORO PARLIAMENT PROGRAM FOR COMMUNITY AND CUTURAL ACCELERATION												
<i>Outcome Indicator</i>												
1. Percentage of activities of the Bangsamoro Parliament program for community and cultural acceleration successsfully conducted		100%	100%	100%	100%	100%	95.00%	95%				-5.00%
4 out of 80 MPs have implemented said program												
6. PHILIPPINE CONGRESS-BANGSAMORO PARLIAMENT												
<i>Outcome Indicator</i>												
1. Percentage of Philippine Congress-Bangsamoro Parliament Forum activities successsfully conducted		100%	100%	100%	100%	100%	0%	0%				0
Subject to coordination with Philippine Congress; for implementation of the Majority Floor Leader as focal for this prooram												

Prepared By:


ATTY. ABDEL JAMAL R. DISANGCOPAN
 Officer-In-Charge, Planning Division
 Date: July 14, 2022

In coordination with:


MARILOU C. SAMPORNA
 Budget Officer V
 Date:

Approved by:


ATTY. PANGAJIAN M. BALINDONG
 Parliament Speaker
 Date:

QUARTERLY PHYSICAL REPORT OF OPERATION
As of August 30 2022

Ministry/Office : BANGSAMORO TRANSITION AUTHORITY
Organization Code (UACS) : _____

	2020 Performance Targets and Accomplishments
	2021 Performance Targets and Accomplishments


Particulars	UACS CODE	Physical Targets					Physical Accomplishments					Variance as of Aug. 30, 2022	Remarks
		1st Quarter	2nd Quarter	3rd Quarter	4th Quarter	Total	1st Quarter	2nd Quarter	3rd Quarter	4th Quarter	Total		
1	2	3	4	5	6	7=(3+4+5+6)	8	9	10	11	12=(8+9+10+11)	13	14
Part A													
I. OPERATIONS													
Organizational Outcome													
1. LEGISLATION													
Performance Indicator													
Outcome Indicator													
1. Percentage of responsive, effective and inclusive legislations adopted		100%	100%	100%	100%	100%	100%	100%	100%	100%	100%	0	
Output Indicators												0	
1.1 Percentage of legislative initiatives successfully conducted		100%	100%	100%	100%	100%	100%	100%	100%	100%	100%	0	
1. Number of session days conducted		15	18	20	18	71	15	6	6			-12	No session on August 2022
2. Number of regular committee meetings conducted		44	44	76	86	250	27	53	3			-81	No session on August 2022
3. Number of public hearings conducted		0	20	45	25	90	9	11	0			-45	No session on August 2022
4. Number of bills filed		6	28	31	15	80	18	18	7			2	
5. Number of bills enacted		2	5	6	2	15	0	7	7			1	
6. Number of proposed resolutions filed		50	55	85	50	240	101	35	41			-13	No session on August 2022
7. Number of resolutions adopted		2	12	18	4	36	42	18	16			45	
8. Number of BAA published		2	5	6	2	15	0	7	7			1	
9. Number of research conducted		2	5	6	2	15	0	7	7			1	
10. Number of committee reports		5	5	15	15	40	19	4	6			4	

2. REPRESENTATIONS/CONSTITUENCY BUILDING											
<i>Outcome Indicator</i>											
1. Percentage of Representations and Constituency Building conducted	100%	100%	100%	100%	100%	100%	100%	100%	100%	0	
<i>Output Indicators</i>											
1. Number of public consultations	240	240	240	240	960	240	240	240	240	0	
2. Number of stakeholders engagements	240	240	240	240	960	240	240	240	240	0	
3. OVERSIGHT											
<i>Outcome Indicator</i>											
1. Percentage of oversight activities conducted	100%	100%	100%	100%	100%	100%	100%	100%	100%	0	
<i>Output Indicators</i>											
1. Number of committee hearings/meetings	3	6	8	5	22	3	17	0	0	3	
2. Chief Minister's Hour Rendered	2	3	2	3	10	1	1	0	0	-5	No session on August 2022
Part B											
Major Programs/Projects											
4. PARLIAMENTARY LEARNING PROGRAM											
<i>Outcome Indicator</i>											
1. Percentage of parliamentray learning activities succesfully completed	100%	100%	100%	100%	100%	1.25%	1.25%	1.25%		-98.75%	1 travel to the UK reuquested by 1 MP, yet to be completed and reported
5. BANGSAMORO PARLIAMENT PROGRAM FOR COMMUNITY AND CUTURAL ACCELERATION											
<i>Outcome Indicator</i>											
1. Percentage of activities of the Bangsamoro Parliament program for community and cultural acceleration successfully conducted	100%	100%	100%	100%	100%	95%	95%	95%		-5.00%	4 out of 80 MPs have implemented said program
6. PHILIPPINE CONGRESS-BANGSAMORO PARLIAMENT											
<i>Outcome Indicator</i>											
1. Percentage of Philippine Congress-Bangsamoro Parliament Forum activities successfully conducted	100%	100%	100%	100%	100%	0%	0%	0%		0%	Subject to coordination with Philippine Congress; for implementation of the Majority Floor Leader as focal for this program


Prepared By:


JEHAN M. MIMUG
 Chief, Planning Division
 Date: September 30, 2022

In coordination with:


MARILOU C. SAMPORNA
 Budget Officer V
 Date:

Approved by:


ATTY. PANGALIHAN M. BALINDONG
 Parliament Speaker
 Date:

QUARTERLY PHYSICAL REPORT OF OPERATION
As of September 30 2022


Ministry/Office : BANGSAMORO TRANSITION AUTHORITY
Organization Code (UACS) : _____

2020 Performance Targets and Accomplishments
 2021 Performance Targets and Accomplishments


Particulars	UACS CODE	Physical Targets					Physical Accomplishments					Variance as of Sept. 30, 2022	Remarks
		1st Quarter	2nd Quarter	3rd Quarter	4th Quarter	Total	1st Quarter	2nd Quarter	3rd Quarter	4th Quarter	Total		
1	2	3	4	5	6	7=(3+4+5+6)	8	9	10	11	12=(8+9+10+11)	13	14
Part A													
I. OPERATIONS													
Organizational Outcome													
1. LEGISLATION													
Performance Indicator													
Outcome Indicator													
1. Percentage of responsive, effective and inclusive legislations adopted		100%	100%	100%	100%	100%	100%	100%	100%	100%	100%	0	
Output Indicators												0	
1.1 Percentage of legislative initiatives successfully conducted		100%	100%	100%	100%	100%	100%	100%	100%	100%	100%	0	
1. Number of session days conducted		15	18	20	18	71	15	6	14			-18	No session on August 2022
2. Number of regular committee meetings conducted		44	44	76	86	250	27	53	10			-74	No session on August 2022
3. Number of public hearings conducted		0	20	45	25	90	9	11	12			-33	No session on August 2022
4. Number of bills filed		6	28	31	15	80	18	18	106			77	
5. Number of bills enacted		2	5	6	2	15	0	7	0			-6	
6. Number of proposed resolutions filed		50	55	85	50	240	101	35	94			40	
7. Number of resolutions adopted		2	12	18	4	36	42	18	17			45	
8. Number of BAA published		2	5	6	2	15	0	7	0			-6	BAA No. 25,26,27,28,29,30,31
9. Number of research conducted		2	5	6	2	15	0	7	0			-6	
10. Number of committee reports		5	5	15	15	40	19	4	6			4	
2. REPRESENTATIONS/CONSTITUENCY BUILDING													
Outcome Indicator													
1. Percentage of Representations and Constituency Building conducted		100%	100%	100%	100%	100%	100%	100%	100%	100%	100%	0	
Output Indicators												0	
1. Number of public consultations		240	240	240	240	960	240	240	240			0	
2. Number of stakeholders engagements		240	240	240	240	960	240	240	240			0	

3. OVERSIGHT <i>Outcome Indicator</i>												
1. Percentage of oversight activities conducted												
	100%	100%	100%	100%	100%	100%	100%	100%	100%	100%	0	
<i>Output Indicators</i>												
1. Number of committee hearings/meetings												
	3	6	8	5	22	3	17	3			6	
2. Chief Minister's Hour Rendered												
	2	3	2	3	10	1	1	1			-4	Opening of 4th Regular Session
Part B												
Major Programs/Projects												
4. PARLIAMENTARY LEARNING PROGRAM <i>Outcome Indicator</i>												
1. Percentage of parliamentary learning activities successfully completed												
	100%	100%	100%	100%	100%	1.25%	1.25%	1.25%			-98.75%	1 travel to the UK requested by 1 MP, yet to be completed and reported
5. BANGSAMORO PARLIAMENT PROGRAM FOR COMMUNITY AND CULTURAL ACCELERATION <i>Outcome Indicator</i>												
1. Percentage of activities of the Bangsamoro Parliament program for community and cultural acceleration successfully conducted												
	100%	100%	100%	100%	100%	95%	95%	95%			-5.00%	4 out of 80 MPs have implemented said program
6. PHILIPPINE CONGRESS-BANGSAMORO PARLIAMENT <i>Outcome Indicator</i>												
1. Percentage of Philippine Congress-Bangsamoro Parliament Forum activities successfully conducted												
	100%	100%	100%	100%	100%	0%	0%	0%			0%	Subject to coordination with Philippine Congress; for implementation of the Majority Floor Leader as focal for this program

Prepared By:


JEHANY M. MITMUG
 Chief Planning Division
 Date: October 25, 2022

In coordination with:


MARILOU C. SAMPORNA
 Budget Officer V
 Date:

Approved by:


ATTY. PANGAMAN M. BALINDONG
 Parliament Speaker
 Date:

QUARTERLY PHYSICAL REPORT OF OPERATION
As of December 31, 2022

Ministry/Office : BANGSAMORO TRANSITION AUTHORITY
Organization Code (UACS) : _____

2020 Performance Targets and Accomplishments
 2021 Performance Targets and Accomplishments

Particulars	UACS CODE	Physical Targets					Physical Accomplishments					Variance as of Dec. 31, 2022	Remarks	
		1st Quarter	2nd Quarter	3rd Quarter	4th Quarter	Total	1st Quarter	2nd Quarter	3rd Quarter	4th Quarter	Total			
1	2	3	4	5	6	7=(3+4+5+6)	8	9	10	11	12=(8+9+10+11)	13	14	
Part A														
I. OPERATIONS														
Organizational Outcome														
1. LEGISLATION														
Performance Indicator														
Outcome Indicator														
1. Percentage of responsive, effective and inclusive legislations adopted		100%	100%	100%	100%	100%	100%	100%	100%	100%	100%	100%	0	
Output Indicators														
1.1 Percentage of legislative initiatives successfully conducted		100%	100%	100%	100%	100%	100%	100%	100%	100%	100%	100%	0	
1. Number of session days conducted		15	18	20	18	71	15	6	14	6	41		-30	
2. Number of regular committee meetings conducted		44	44	76	86	250	27	53	10	43	133		-117	
3. Number of public hearings conducted		0	20	45	25	90	9	11	12	10	42		-48	
4. Number of bills filed		6	28	31	15	80	18	18	106	42	184	104		
5. Number of bills enacted		2	5	6	2	15	0	7	0	3	10		-5	
6. Number of proposed resolutions filed		50	55	85	50	240	101	35	94	92	322	82		
7. Number of resolutions adopted		2	12	18	4	36	42	18	17	26	103	67		
8. Number of BAA published		2	5	6	2	15	0	7	0	3	10		-5	
9. Number of research conducted		2	5	6	2	15	0	7	0	3	10		-5	
10. Number of committee reports		5	5	15	15	40	19	4	6	16	45	5		
2. REPRESENTATIONS/CONSTITUENCY BUILDING														
Outcome Indicator														
1. Percentage of Representations and Constituency Building conducted		100%	100%	100%	100%	100%	100%	100%	100%	100%	100%	100%	0	
Output Indicators														
1. Number of public consultations		240	240	240	240	960	240	240	240	240	960	0		
2. Number of stakeholders engagements		240	240	240	240	960	240	240	240	240	960	0		


Omricon CoViD Varaint spread during months of January and February which lead to cancellation of activities in the parliament; most of the physical meetings were cancelled; some employees in the BTA were positive of said variant leading to suspension of work from Jan. 11-14; Session Break on April and May; No session on August

3. OVERSIGHT													
<i>Outcome Indicator</i>													
1. Percentage of oversight activities conducted	100%	100%	100%	100%	100%	100%	100%	100%	100%	100%	100%	0	
<i>Output Indicators</i>													
1. Number of committee hearings/meetings	3	6	8	5	22	3	17	3	14	37	15		
2. Chief Minister's Hour Rendered	2	3	2	3	10	1	1	1	0	3	-7		Omicron CoVID Varaint spread during months of January and February which lead to cancellation of activities in the parliament; most of the physical meetings were cancelled; some employees in the BTA were positive of said variant leading to suspension of work from Jan. 11-14; Session Break on April and May; No session on August
Part B													
Major Programs/Projects													
4. PARLIAMENTARY LEARNING PROGRAM													
<i>Outcome Indicator</i>													
1. Percentage of parliamentray learning activities succesfully completed	100%	100%	100%	100%	100%	1.25%	1.25%	1.25%	99.00%	99.00%	1.00%		1 travel to the UK requested by 1 MP, yet to be completed and reported
5. BANGSAMORO PARLIAMENT PROGRAM FOR COMMUNITY AND CUTURAL ACCELERATION													
<i>Outcome Indicator</i>													
1. Percentage of activities of the Bangsamoro Parliament program for community and cultural acceleration succesfully conducted	100%	100%	100%	100%	100%	95%	95%	95%	99%	99%	1.00%		4 out of 80 MPs have implemented said program
6. PHILIPPINE CONGRESS-BANGSAMORO PARLIAMENT													
<i>Outcome Indicator</i>													
1. Percentage of Philippine Congress-Bangsamoro Parliament Forum activities succesfully conducted	100%	100%	100%	100%	100%	0%	0%	0%	25%	25%	-75%		Implemented on November 15, 2022


Prepared By:


JEHAN Y. MITMUG
 Chief, Planning Division
 Date: January 10, 2022

In coordination with:


MARILOU C. SAMPORNA
 Budget Officer V
 Date:

Approved by:


ATTY. PANGALIAN M. BALINDONG
 Parliament Speaker
 Date: