


Department: BANGSAMORO AUTONOMOUS REGION IN MUSLIM MINDANAO
 Agency: Bangsamoro Autonomous Region in Muslim Mindanao
 Operating Unit: Bangsamoro Transition Authority Parliament
 Organizational Code (UACS): 27 001 2200999 (02590)
 Funding Source Code (as Clustered): 01 1 01 101

FAR No. A-1
 Current Year Appropriations
 Supplemental Appropriations
 Continuing Appropriations

Particular	UACS CODE	Authorized Appropriations	Adjustments (Transfer To Form	Adjusted Appropriations 5-(3+4)	ALLOTMENTS					CURRENT YEAR OBLIGATION					CURRENT DISBURSEMENT					Unreleased Appropriation 21 = (5-10)	Unobligated Allotment 22=(10-15)	Unpaid Obligation 23		
					Received	Adjustments Withdrawal Reallignment	Transfer To	Transfer From	Adjusted Total Allotments 10=(6+7+8+9)	1st Qtr Ending March 31	2nd Qtr Ending June 30	3rd Qtr Ending Sept. 30	4th Qtr Ending Dec. 31	Total	1st Qtr Ending March 31	2nd Qtr Ending June 30	3rd Qtr Ending Sept. 30	4th Qtr Ending Dec. 31	Total 20=(16+17+18+19)					
B. AUTOMATIC APPROPRIATIONS		71,768,033		71,768,033						71,768,033														
Retirement and Life Insurance Premiums																								
C. CAPITAL OUTLAY																								
Property, Plant and Equipment Outlay																								
Building and Structure Outlay		800,000,000		800,000,000																				
Machinery and Equipment Outlay		16,125,495		16,125,495																				
Transportation Outlay		7,000,000		7,000,000																				
Furniture and Fixture and Books Outlay		8,942,000		8,942,000																				
TOTAL CAPITAL OUTLAY		832,067,495		832,067,495						832,067,495														
C. SPECIAL PURPOSE FUND																								
Personnel Services: Extended Personnel Salary Differential (RTA member and Staff)		32,087,161		32,087,161																				
Supplemental PS		20,842,378		20,842,378																				
Supplemental MOOE		103,531,093		103,531,093																				
Supplemental CO		305,774,901		305,774,901																				
Supplemental CO		55,369,000		55,369,000																				
CAPITAL OUTLAY																								
TOTAL SPECIAL PURPOSE FUND		517,604,533		517,604,533						517,604,533														
GRAND TOTAL		2,591,131,798		2,591,131,798						2,591,131,798														

Certified Correct:  **MARLON C. SAPRONA**
 Acting Administrative Officer

Certified Correct:  **MARLEN A. MOTIANO**
 Chief Accountant

Approved by:  **HON. ALI PANGOLUAN M. BALINDONG**
 Speaker

**of Allotments and Sub-Allotments
of Quarter Ending December 31, 2020**

Agency
Operational Unit
Organizational Code (UKCS)
Funding Source Code (as Clustered)

Bangsamoro Autonomous Region in Muslim Mindanao
Bangsamoro Transition Authority Parliament

X
Current Year Appropriations
Supplemental Appropriations
Continuing Appropriations


No.	Allotments/Sub Allotments	Date	Description	UKCS Code	P.S.	MOOE	CO	-Allotment to Region/Operating Units			Total Allotments/Net of Sub-Allotments						
								Total	P.S.	MOOE	CO	Total	P.S.	MOOE	CO	Total	
	Number							9-(6+7+8)	10	11	12	3=(10+11+12)	14=(6+10)	15=(7+11)	16=(8+12)	17=(14+15+16)	
	A. Allotments Received from NFRBM																
	NFA-BTA-2020-02-0001	13-Feb-20	Regular cash requirement for the month Jan & Feb, 2020	101 101	31,797,376	80,086,391	-	111,883,767	-	-	-	-	31,797,376	80,086,391	-	111,883,767	
	NFA-BTA-2020-02-0017	17-Feb-20	Salaries of Extended Personnel	101 101	4,561,609	-	-	4,561,609	-	-	-	-	4,561,609	-	-	4,561,609	
	NFA-BTA-2020-03-0032	04-Mar-20	Salaries of Extended Personnel	101 101	2,280,804	-	-	2,280,804	-	-	-	-	2,280,804	-	-	2,280,804	
	NFA-BTA-2020-03-0041	04-Mar-20	Salaries of Support Staff of BTA	101 101	134,165,916	150,019,595	-	134,165,916	155,918,283	-	-	-	134,165,916	150,019,595	-	134,165,916	
	NFA-BTA-2020-03-0042	04-Mar-20	Regular cash requirement for the month of March, 2020	101 101	15,898,688	-	-	15,898,688	-	-	-	-	15,898,688	-	-	15,898,688	
	NFA-BTA-2020-03-0068	25-Mar-20	Regular cash requirement for the month of March, 2020	101 101	207,427	-	-	207,427	-	-	-	-	207,427	-	-	207,427	
	NFA-BTA-2020-03-0071	25-Mar-20	Salary differential of BTA members & Staff	101 101	4,557,972	-	-	4,557,972	-	-	-	-	4,557,972	-	-	4,557,972	
	NFA-BTA-2020-04-0097	07-Apr-20	Regular cash requirement for the month of April 2020	101 101	65,087,032	108,084,439	-	173,171,471	173,171,471	-	-	-	65,087,032	108,084,439	-	173,171,471	
	NFA-BTA-2020-04-0103	07-Apr-20	Salary differential of BTA members & Staff	101 101	1,519,546	-	-	1,519,546	-	-	-	-	1,519,546	-	-	1,519,546	
	NCA-BTA-20-0000131	07-Apr-20	Salary of Extended Personnel	101 101	2,546,222	-	-	2,546,222	-	-	-	-	2,546,222	-	-	2,546,222	
	NFA-BTA-2020-05-0187	08-May-20	Regular Cash requirement for Other Bonuses	101 101	8,890,000	-	-	8,890,000	-	-	-	-	8,890,000	-	-	8,890,000	
	NFA-BTA-2020-05-0159	07-May-20	Regular cash requirement for the month of May 2020	101 101	109,237,436	108,084,439	-	217,321,875	217,321,875	-	-	-	109,237,436	108,084,439	-	217,321,875	
	NFA-BTA-2020-05-0160	07-May-20	Salary differential of BTA members & Staff	101 101	2,844,192	-	-	2,844,192	-	-	-	-	2,844,192	-	-	2,844,192	
	NFA-BTA-2020-05-0183	07-May-20	Salary of Extended Personnel	101 101	4,073,845	-	-	4,073,845	-	-	-	-	4,073,845	-	-	4,073,845	
	NFA-BTA-2020-05-0215	03-Jun-20	Regular cash requirement for the month of June 2020	101 101	63,822,728	108,084,440	-	171,907,168	171,907,168	-	-	-	63,822,728	108,084,440	-	171,907,168	
	NFA-BTA-2020-05-0255	08-Jul-20	Regular cash requirement for the month of July 2020	101 101	61,558,507	108,084,439	25,067,495	194,710,441	194,710,441	-	-	-	61,558,507	108,084,439	25,067,495	194,710,441	
	NFA-BTA-2020-07-0268	13-Jul-20	Salary of Extended Personnel	101 101	2,303,745	-	-	2,303,745	-	-	-	-	2,303,745	-	-	2,303,745	
	NFA-BTA-2020-07-0293	01-Oct-20	Regular cash requirement for the month of October 2020	101 101	63,862,251	79,807,419	44,543,195	143,669,670	143,669,670	-	-	-	63,862,251	79,807,419	44,543,195	143,669,670	
	NFA-BTA-2020-08-0293	05-Aug-20	Regular cash requirement for the month of August 2020	101 101	63,862,251	44,543,195	-	108,405,447	108,405,447	-	-	-	63,862,251	44,543,195	-	108,405,447	
	NFA-BTA-2020-09-0293	01-Sep-20	Regular cash requirement for the month of September 2020	101 101	63,862,251	44,543,195	-	108,405,447	108,405,447	-	-	-	63,862,251	44,543,195	-	108,405,447	
	NCA-BTA-20-0000304	07-Sep-20	Motor Vehicles (Capital Outlay)	101 101	2,303,744	-	7,000,000	7,000,000	-	-	-	-	2,303,744	-	7,000,000	7,000,000	
	NFA-BTA-2020-10-0293	01-Oct-20	Salary of Extended Personnel	101 101	2,303,744	-	-	2,303,744	-	-	-	-	2,303,744	-	-	2,303,744	
	NFA-BTA-2020-10-0404	06-Oct-20	Regular cash requirement for the month of October 2020	101 101	44,543,195	44,543,195	-	89,086,390	89,086,390	-	-	-	44,543,195	44,543,195	-	89,086,390	
	NFA-BTA-2020-10-0426	16-Oct-20	Cash requirement for Personnel Services	101 101	11,826,438	-	-	11,826,438	-	-	-	-	11,826,438	-	-	11,826,438	
	NCA-BTA-2020-10-0445	22-Oct-20	MCOOE & Capital Outlay	101 101	189,359,247	55,369,000	-	244,728,247	244,728,247	-	-	-	189,359,247	55,369,000	-	244,728,247	
	NFA-BTA-2020-10-0433	19-Oct-20	Cash requirement for Personnel Services	101 101	1,511,475	-	-	1,511,475	-	-	-	-	1,511,475	-	-	1,511,475	
	NFA-BTA-2020-10-0427	19-Oct-20	Cash requirement for Personnel Services	101 101	58,595,127	-	-	58,595,127	-	-	-	-	58,595,127	-	-	58,595,127	
	NFA-BTA-2020-11-0463	09-Nov-20	Regular Cash Requirement for the month of November 2020	101 101	118,097,900	68,207,827	-	186,305,727	186,305,727	-	-	-	118,097,900	68,207,827	-	186,305,727	
	NFA-BTA-2020-11-0499	11-Nov-20	Regular Cash Requirement for the month of November 2020	101 101	44,543,195	44,543,195	-	89,086,390	89,086,390	-	-	-	44,543,195	44,543,195	-	89,086,390	
	NFA-BTA-2020-11-0465	16-Nov-20	Regular Cash Requirement for the month of November 2020	101 101	57,328,495	-	-	57,328,495	-	-	-	-	57,328,495	-	-	57,328,495	
	NFA-BTA-2020-11-0516	15-Nov-20	Regular Cash Requirement for the month of November 2020	101 101	4,389,312	-	-	4,389,312	-	-	-	-	4,389,312	-	-	4,389,312	
	NFA-BTA-2020-12-0555	04-Dec-20	Regular Cash Requirement for the month of December 2020	101 101	95,602,210	112,571,022	-	208,173,232	208,173,232	-	-	-	95,602,210	112,571,022	-	208,173,232	
		04-Dec-20	Salary of Extended Personnel	101 101	2,548,744	-	-	2,548,744	-	-	-	-	2,548,744	-	-	2,548,744	
					995,280,992	1,226,018,844	87,436,495	2,308,736,331	2,308,736,331	-	-	-	995,280,992	1,226,018,844	87,436,495	2,308,736,331	
			Summary by Funding Source Code:														
			Agency Specific Budget	101 101	2,308,736,331												
			MOOE	50200000	995,280,992								995,280,992				
			CO	50600000	1,226,018,844		87,436,495					87,436,495					
			Certified Correct:														


MARLION SAMBORNA
Acting Chief Administrative Officer-Budget Division


STATEMENT OF APPROPRIATIONS, ALLOTMENTS, OBLIGATIONS, DISBURSEMENTS AND BALANCES
As of the Quarter Ending December 31, 2020

Department **BANGSAMPANO AUTONOMOUS REGION IN MUSLIM MINDANAO**
Agency **Bangsamoro Autonomous Region in Muslim Mindanao**
Operating Unit **Bangsamoro Transition Authority Parliament**
Organizational Code (UACS) **27 001 2200099 (02590)**

Particular	UACS CODE	Appropriations				Allotments				Current Year Obligations					Current Disbursements					Unreleased Appropriation	Unobligated Allotment	Unpaid Obligation		
		Authorized Appropriations	Adjustments (Transfer To Form Realignment)	Adjusted Appropriations	Allocation Received	Adjustments Withdrawal Realignment	Transfer To	Transfer From	Adjusted Total Allotments	1st qtr Ending March 31	2nd qtr Ending June 30	3rd qtr Ending Sept 30	4th qtr Ending Dec 31	Total	1st qtr Ending March 31	2nd qtr Ending June 30	3rd qtr Ending Sept 30	4th qtr Ending Dec 31	Total					
																							5=(3+4)	6
1 Agency Specific Budget General Administration and Support		1 00 000000	1,436,950,586		1,436,950,586	636,950,586		636,950,586	147,247,929	152,812,116	179,416,425	157,374,116	636,950,586	147,247,929	152,812,117	179,416,424	157,374,117	636,950,587	800,000,000	-	-	21 = (5-10)	22-(10-15)	23
P.S.			124,364,748		124,364,748	124,364,748		124,364,748	27,218,343	32,682,531	27,219,343	37,244,531	124,364,748	27,218,343	32,682,531	27,219,343	37,244,531	124,364,748						
MOOE			480,518,343		480,518,343	480,518,343		480,518,343	120,129,586	120,129,585	120,129,587	120,129,585	480,518,343	120,129,586	120,129,586	120,129,586	120,129,585	480,518,344						
Fin. Exp. (If Applicable)			832,067,495		832,067,495			32,067,495	-	-	32,067,495	21,406,044	32,067,495	-	-	32,067,495	21,406,044	32,067,495	800,000,000					
CO			76,151,056		76,151,056			76,151,056	17,129,114	20,486,784	17,129,114	17,129,114	76,151,056	17,129,114	20,486,784	17,129,114	17,129,114	76,151,056						
Support to Operation			2,000,000,000		2,000,000,000			2,000,000,000	3,629,114	6,986,784	3,629,114	7,906,044	22,151,056	3,629,114	6,986,784	3,629,114	7,906,044	22,151,056						
P.S.			22,151,056		22,151,056			22,151,056	13,500,000	13,500,000	13,500,000	13,500,000	22,151,056	13,500,000	13,500,000	13,500,000	13,500,000	22,151,056						
MOOE			54,000,000		54,000,000			54,000,000					54,000,000					54,000,000						
Fin. Exp. (If Applicable)																								
CO																								
Operations			3,000,000,000		3,000,000,000			3,000,000,000	247,248,575	292,886,632	247,248,575	290,435,572	1,078,030,156	247,248,575	292,886,632	247,248,578	290,435,572	1,078,030,156						
P.S.			692,124,556		692,124,556	692,124,556		692,124,556	150,873,175	196,420,232	150,872,177	193,958,972	692,124,556	150,873,175	196,420,231	150,872,178	193,958,972	692,124,556						
MOOE			385,905,600		385,905,600	385,905,600		385,905,600	96,476,400	96,476,400	96,476,400	96,476,400	385,905,600	96,476,400	96,476,400	96,476,400	96,476,400	385,905,600						
Fin. Exp. (If Applicable)																								
CO																								
Sub-Total, Agency Specific Budget			2,591,131,798		2,591,131,798	1,791,131,798		1,791,131,798	411,826,618	466,195,532	443,894,115	469,215,532	1,791,131,798	411,826,618	466,195,532	443,894,116	469,215,533	1,791,131,799						
P.S.			838,640,360		838,640,360	838,640,360		838,640,360	181,720,632	236,089,547	181,720,634	239,105,547	838,640,360	181,720,632	236,089,546	181,720,635	239,105,547	838,640,360						
MOOE			920,423,943		920,423,943	920,423,943		920,423,943	230,105,986	230,105,986	230,105,986	230,105,986	920,423,943	230,105,986	230,105,986	230,105,986	230,105,986	920,423,944						
Fin. Exp. (If Applicable)																								
CO			832,067,495		832,067,495	832,067,495		832,067,495					832,067,495					832,067,495						
II Special Purpose Fund PS - Sal of Extended Personnel - MPRF			517,604,533		517,604,533	517,604,533		517,604,533	11,607,811	14,759,280	9,241,231	398,964,471	62,045,510	11,607,811	14,759,280	9,241,231	398,964,471	62,045,509	180,000					
Salary Differential			32,087,160		32,087,160	32,087,160		32,087,160	7,049,840	8,884,289	6,911,231	9,241,800	32,087,161	7,049,840	8,884,289	6,911,231	9,241,800	32,087,160						
Supplemental MPRF			20,842,379		20,842,379	20,842,379		20,842,379	4,557,971	5,874,991	4,534,425	5,874,991	20,842,378	4,557,971	5,874,991	4,534,425	5,874,991	20,842,378						
MOOE			103,531,093		103,531,093	103,531,093		103,531,093	25,268,291	78,262,802	25,268,291	78,262,802	103,531,093	25,268,291	78,262,802	25,268,291	78,262,802	103,531,093	180,000					
CO			305,774,901		305,774,901	305,774,901		305,774,901	265,310,758	265,310,758	265,310,758	40,274,120	265,310,758	265,310,758	265,310,758	40,274,120	265,310,758	40,274,120	40,284,143					
GRAND TOTAL			2,591,131,798		2,591,131,798	1,791,131,798		1,791,131,798	423,434,429	480,954,812	480,608,063	888,180,004	2,233,177,208	423,434,429	480,954,812	480,608,063	888,180,004	2,233,177,208	800,180,000	55,379,023				

Certified Correct: 
MARILO C. SAMORRA
Acting Chief Administrative Officer, Budget Division

Certified Correct: 
WARREN A. MONTANO
Acting Chief Accountant

Approved by: 
HON. ALI PANGAJAN M. BALINDONG
Speaker