



Ministry/Office: Bangsamoro Transition Authority
Organizational Code (UACS): 27 001 2200099 (D3590)


FAR No. 1

2020 Appropriations
2021 Appropriations

Particular	UACS CODE	Appropriations				Adjustments				Current Year Obligations				Current Disbursements				Balances						
		Authorized Appropriations	Adjustments To Form Realignment	Adjusted Appropriations	Alignment Received	Adjustments Withdrawal Realignment	Transfer To	Transfer From	Adjusted Total	1st qtr Ending March 31	2nd qtr Ending June 30	3rd qtr Ending Sept 30	4th qtr Ending Dec 31	Total	1st qtr Ending March 31	2nd qtr Ending June 30	3rd qtr Ending Sept 30	4th qtr Ending Oct 31	Total	Unreleased Appropriation	Unobligated Allocation	Unpaid Obligations Due and Demandable	Next Due and Demandable	
General Administration and Support	1 01 101	645,139,100	-	645,139,100	599,670,506	-	-	599,670,506	71,074,300	139,268,797	137,196,215	171,881,204	599,670,506	71,074,300	139,268,797	136,427,215	167,581,204	579,901,506	51,668,594	-	-	-	-	13,769,000
P.S.	1 00 00000	214,689,100	-	214,689,100	163,220,506	-	-	163,220,506	163,220,506	66,055,993	38,201,465	58,963,048	163,220,506	163,220,506	66,055,993	38,201,465	58,963,048	163,220,506	51,668,594	-	-	-	-	-
MOOE	1 00 010000	412,903,000	-	412,903,000	412,903,000	-	-	412,903,000	71,074,300	122,984,794	110,225,750	108,618,156	412,903,000	71,074,300	122,984,794	110,225,750	106,618,156	412,903,000	-	-	-	-	-	-
Fin. Exp. (If Applicable)	CO	17,547,000	-	17,547,000	17,547,000	-	-	17,547,000	-	4,528,000	8,769,000	4,250,000	3,778,000	-	3,778,000	-	229,092,632	3,778,000	-	-	-	-	-	-
Support to Operation	2 00 00000	682,241,069	-	682,241,069	580,281,523	-	-	580,281,523	74,169,905	133,394,342	123,684,644	229,092,632	580,281,523	74,169,905	140,841,986	136,077,050	229,092,632	580,281,523	101,659,546	-	-	-	-	-
P.S.	2 00 010000	185,435,069	-	185,435,069	83,575,523	-	-	83,575,523	2,567,428	34,808,092	13,297,863	32,902,040	83,575,523	2,567,428	34,808,092	13,297,863	32,902,040	83,575,523	101,659,546	-	-	-	-	-
MOOE	2 00 010000	476,472,000	-	476,472,000	476,472,000	-	-	476,472,000	71,602,477	98,292,250	110,386,681	196,190,592	476,472,000	71,602,477	98,292,250	110,386,681	196,190,592	476,472,000	-	-	-	-	-	-
Fin. Exp. (If Applicable)	CO	20,234,000	-	20,234,000	20,234,000	-	-	20,234,000	-	20,234,000	50,882,622	485,194,468	20,234,000	-	7,841,594	12,392,408	559,609,590	872,247,383	-	-	-	-	-	-
Operations	3 00 00000	2,980,688,831	-	2,980,688,831	2,968,247,233	-	-	2,968,247,233	550,880,795	607,704,823	500,882,622	485,194,468	2,968,247,233	550,880,795	552,995,029	551,179,289	559,609,590	872,247,383	12,441,498	-	-	-	-	-
Legislation	3 01 000000	884,688,831	-	884,688,831	872,247,233	-	-	872,247,233	189,380,795	246,204,823	189,382,622	247,279,093	872,247,233	189,380,795	246,204,823	189,382,622	247,279,093	872,247,233	12,441,498	-	-	-	-	-
P.S.	3 01 010000	1,446,000,000	-	1,446,000,000	1,446,000,000	-	-	1,446,000,000	361,500,000	361,500,000	361,500,000	361,500,000	1,446,000,000	361,500,000	361,500,000	361,500,000	361,500,000	1,446,000,000	-	-	-	-	-	-
Fin. Exp. (If Applicable)	CO	50,000,000	-	50,000,000	50,000,000	-	-	50,000,000	-	-	-	-	-	-	-	-	-	-	-	-	-	-	-	-
Sub Total, Agency-Specific Budget		3,707,969,000	-	3,707,969,000	3,242,189,282	-	-	3,242,189,282	684,125,000	954,607,952	851,798,481	886,118,299	3,242,189,282	684,125,000	886,739,752	815,683,554	956,289,428	3,242,189,282	165,768,638	-	-	-	-	-
P.S.		1,284,813,000	-	1,284,813,000	1,119,043,362	-	-	1,119,043,362	191,948,223	347,068,908	240,882,050	339,144,181	1,119,043,362	191,948,223	347,068,908	240,882,050	339,144,181	1,119,043,362	165,768,638	-	-	-	-	-
MOOE		2,335,375,000	-	2,335,375,000	2,335,375,000	-	-	2,335,375,000	504,176,777	582,777,044	582,122,431	542,724,118	2,335,375,000	504,176,777	528,065,250	565,409,098	617,139,245	2,211,790,370	123,584,630	-	-	-	-	-
Fin. Exp. (If Applicable)	CO	87,781,000	-	87,781,000	87,781,000	-	-	87,781,000	-	24,762,000	8,769,000	4,250,000	37,781,000	-	11,619,594	12,392,406	24,012,000	50,000,000	-	-	-	-	-	-
I Special Purpose Fund		86,770,307	-	86,770,307	86,770,307	-	-	86,770,307	6,979,693	12,041,297	202,598	19,546,779	86,770,307	6,979,693	12,041,297	202,598	19,546,779	86,770,307	-	-	-	-	-	-
MRF		37,600,309	-	37,600,309	37,600,309	-	-	37,600,309	6,979,693	11,073,837	202,598	19,546,779	37,600,309	6,979,693	11,073,837	202,598	19,546,779	37,600,309	-	-	-	-	-	-
PGF		1,169,998	-	1,169,998	1,169,998	-	-	1,169,998	967,460	967,460	202,598	967,460	1,169,998	967,460	967,460	202,598	967,460	1,169,998	-	-	-	-	-	-
GRAND TOTAL		3,707,969,000	-	3,707,969,000	3,580,969,689	-	-	3,580,969,689	709,104,693	966,549,249	831,966,019	905,665,078	3,407,385,039	709,104,693	898,785,049	815,886,092	975,830,205	3,393,516,039	165,768,638	-	-	-	-	-

Certified Correct: 
MARIOU C. SAMAHONA
Chief Administrative Officer, Budget Division

Certified Correct: 
MARIELA A. MONTANO
Acting Chief Accountant

Approved by: 
PANCANAWI BALINDONG
Speaker

2020 Appropriations	
2021 Appropriations	X

No.	Allotments/Sub Allotments		Date	Description	UACS Code	PS	MOOE	CO	Total
	Number								
A. Allotments Received from MTRBM									
1	GAAB FY 2021		January, 2021	Office Specific Budget	Regular	883,557,866.00			3,218,932,866.00
2	SARO-BTA-21-000024		January 29, 2021	Salary of Extended Personnel	MPBF	2,326,564.00	2,335,375,000.00		2,326,564.00
3	SARO-BTA-21-000046		February 16, 2021	Salary of Extended Personnel	MPBF	2,326,564.27			2,326,564.27
4	SARO-BTA-21-000068		February 22, 2021	Salary of Extended Personnel	MPBF	2,326,564.27			2,326,564.27
5	SARO-BTA-21-000114		March 22, 2021	Salary of Extended Personnel	MPBF	9,173,766.00			9,173,766.00
6	SARO-BTA-21-000134		April 5, 2021	Pension Gratuity	PGF	406,088.00			406,088.00
7	SARO-BTA-21-0000219		May 7, 2021	ERAA	Regular	2,423,042.00			2,423,042.00
8	SARO-BTA-21-0000196		May 4, 2021	ERAA, Extended Personnel	MPBF	1,900,073.00			1,900,073.00
9	SARO-BTA-21-0000218		May 7, 2021	ERAA, Regular Personnel	Regular	51,235,448.21			51,235,448.21
10	SARO-BTA-21-0000221		May 10, 2021	Office Specific Budget	Regular	58,707,942.56			58,707,942.56
11	SARO-BTA-21-0000222		May 10, 2021	Office Specific Budget	Regular	5,941,802.68			5,941,802.68
12	SARO-BTA-21-0000245		May 18, 2021	Office Specific Budget	Regular	70,006,615.96			70,006,615.96
13	SARO-BTA-21-0000246		May 18, 2021	Office Specific Budget	Regular	17,262,054.80			17,262,054.80
14	SARO-BTA-21-0000293		June 10, 2021	Office Specific Budget	Regular		74,012,000.00		74,012,000.00
15	SARO-BTA-21-0000304		June 16, 2021	Office Specific Budget	Regular		5,000,000.00		5,000,000.00
16	SARO-BTA-21-0000403		August 11, 2021	Office Specific Budget	Regular	572,717.36			572,717.36
17	SARO-BTA-21-0000415		August 16, 2021	Office Specific Budget	Regular	5,113,798.76		8,769,000.00	5,113,798.76
18	SARO-BTA-21-0000441		August 25, 2021	Office Specific Budget	Regular				
19	SARO-BTA-21-0000470		September 10, 2021	Pension Gratuity Fund	PGF	119,569.00			119,569.00
20	SARO-BTA-21-0000494		September 28, 2021	Pension Gratuity Fund	MPBF	15,487,899.00			15,487,899.00
21	SARO-BTA-21-0000571		November 5, 2021	Pension Gratuity Fund	PGF	202,537.00			202,537.00
22	SARO-BTA-21-0000524		October 11, 2021	Pension Gratuity Fund	PGF	75,021.00			75,021.00
23	SARO-BTA-21-0000548		October 11, 2021	Pension Gratuity Fund	PGF	366,783.00			366,783.00
24	SARO-BTA-21-0000601		November 16, 2021	Office Specific Budget	MPBF	1,304,473.00			1,304,473.00
25	SARO-BTA-21-0000602		November 16, 2021	Office Specific Budget	Regular	5,618,143.52			5,618,143.52
26	SARO-BTA-21-0000629		November 23, 2021	Office Specific Budget	MPBF	2,754,405.44			2,754,405.44
27	SARO-BTA-21-0000630		November 23, 2021	Office Specific Budget	Regular	5,745,666.99			5,745,666.99
28	SARO-BTA-21-0000681		December 15, 2021	Office Specific Budget	Regular	12,664,306.00			12,664,306.00
29	SARO-BTA-21-0000713		December 29, 2021	Office Specific Budget	Regular	193,957.00			193,957.00
TOTAL						1,157,813,668.82	2,335,375,000.00	87,781,000.00	3,580,969,668.82
				Summary by Funding Source Code:		PS	MOOE	CO	TOTAL
				Ministry Specific Budget		1,119,043,361.84	2,335,375,000.00	87,781,000.00	3,542,199,361.84
				MPBF		37,600,309.00			37,600,309.00
				PGF		1,169,998.00			1,169,998.00

Certified Correct :

Approved by :


MARILOU C. SAMPORNA
Acting Chief Administrative Officer-Budget Division


HON. JANGALIAY M. BALINDONG
Speake