


Department : Autonomous Region in Muslim Mindanao
 Agency : BANGSAMORO TRANSITION AUTHORITY
 Operating Unit : 27 001 2200099
 Funding Source Code (as Clustered)

MONTHLY REPORT OF DISBURSEMENTS
 For the Month of October 31, 2019

PARTICULARS	CURRENT YEAR BUDGET					PRIOR YEARS ACCOUNTS PAYABLE					CURRENT YEAR ACCOUNTS PAYABLE					TRUST LIABILITIES					GRAND TOTAL					Remarks		
	P.S.	MOOE	Fin. Exp.	CO	Total	P.S.	MOOE	Fin. Exp.	CO	Total	P.S.	MOOE	Fin. Exp.	CO	Total	P.S.	MOOE	Fin. Exp.	CO	Total	P.S.	MOOE	Fin. Exp.	CO	Total			
	1	2	3	4	5	6=(2+3+4+5)	7	8	9	10	11=(7+8+9+10)	12	13	14	15	16=(12+13+14+15)	17=(11+16)	18(6+17)	19	20	21	22(19+20+21)	23	24	25	26	27(22+23+24+25+26)	28
Agency Budget RA 10964	249,610	45,302				294,912	-	-	-	-	-	-	-	-	-	-	-	294,912									294,912	
SARO No. 2018-1(RUP)	15,206					15,206	-	-	-	-	-	-	-	-	-	-	-	15,206									15,206	
SARO-BMB-D-0005059	165,600					165,600	-	-	-	-	-	-	-	-	-	-	-	165,600									165,600	
SARO-BMB-D-0005060	15,655					15,655	-	-	-	-	-	-	-	-	-	-	-	15,655									15,655	
SARO-BMB-D-0005899	55,235					55,235	-	-	-	-	-	-	-	-	-	-	-	55,235									55,235	
SARO-BMB-D-0005900	4,243					4,243	-	-	-	-	-	-	-	-	-	-	-	4,243									4,243	
SARO-BMB-D-0006888		174,361			19,345	193,706	-	-	-	-	-	-	-	-	-	-	-	193,706									190,706	
SARO-BMB-D-0009822	103,420					103,420	-	-	-	-	-	-	-	-	-	-	-	103,420									103,420	
SARO-BMB-D-0011832	13,617					13,617	-	-	-	-	-	-	-	-	-	-	-	13,617									13,617	
SARO-BMB-D-0011834	259					259	-	-	-	-	-	-	-	-	-	-	-	259									259	
SARO-BMB-D-0014190	1,220					1,220	-	-	-	-	-	-	-	-	-	-	-	1,220									1,220	
SARO-BMB-D-0014544	3,646					3,646	-	-	-	-	-	-	-	-	-	-	-	3,646									3,646	
SARO-BMB-D-0015359	5,783					5,783	-	-	-	-	-	-	-	-	-	-	-	5,783									5,783	
SARO-BMB-D-0015359	7,820					7,820	-	-	-	-	-	-	-	-	-	-	-	7,820									7,820	
Advice to Debit Account							-	-	-	-	-	-	-	-	-	-	-											
Funding Fund (NCA Issued by BTR)							-	-	-	-	-	-	-	-	-	-	-											
Tax Remittance Advice Issued (TRA)							-	-	-	-	-	-	-	-	-	-	-											
Cash Disbursing Ceiling (CDC)	3,573		62			3,635	-	-	-	-	-	-	-	-	-	-	-	3,635									3,635	
Cash Availment Authority (NCAA)							-	-	-	-	-	-	-	-	-	-	-											
(CDD) BTR, Doc. Stamps etc							-	-	-	-	-	-	-	-	-	-	-											
Total	644,887	219,725			19,345	883,957	-	-	-	-	-	-	-	-	-	-	-	883,957									880,957	
Summary:		Previous Month						As of October 31, 2019											885,229	18,728		18,728	626,159	219,725	16,345		880,957	
Total Disbursement Authorities Received		339,866,321				105,318,177			445,184,498													334,370,324	105,318,177				439,688,501	
NCA																						334,370,324	64,818,774				399,189,098	
Working Fund																							40,499,403				40,499,403	
TRA		22,057,849				3,636,520			25,694,369																			
CDC																												
NCAA																												
Other (CDC, BTR, Doc. Stamps, Etc.)																												
Less: Noticed of Transfer Allocation (NTA) ISSUED						361,924,170																						
DISBURSEMENT AUTHORITIES AVAILABLE						108,954,697			470,878,867																			
Less: Lapse NCA																												
Balance of Disbursement Authorities to date																												

Certified Correct:

 MARLENE A. MONTANO
 Acg Chief Accountant



Approved by:

 HON. AN PANGALUAN M. BALINDONG
 Speaker

Department :
 Agency :
 Operating Unit :
 Funding Source Code (as Clustered)

Autonomous Region in Muslim Mindanao
BANGSAMORO TRANSITION AUTHORITY
 27 001 2200099

MONTHLY REPORT OF DISBURSEMENTS
 For the Month of December 31, 2019

PARTICULARS	CURRENT YEAR BUDGET					PRIOR YEARS ACCOUNT PAYABLE					CURRENT YEAR ACCOUNTS PAYABLE					TRUST LIABILITIES			GRAND TOTAL					Remarks									
	P.S.	MOOE	Fin. Exp.	CO	Total	P.S.	MOOE	Fin. Exp.	CO	Total	P.S.	MOOE	Fin. Exp.	CO	Total	P.S.	MOOE	CO	Total	P.S.	MOOE	Fin. Exp.	CO		Total								
	2	3	4	5	6=(2+3+4+5)	7	8	9	10	11=(7+8+9+10)	12	13	14	15	16=(12+13+14+15)	17=(11+16)	18=(17)	19	20	21	22=(19+20+21)	23	24	25	26	27=(22+23+24+25+26)	28						
Agency Budget RA-10964																																	
GARO No. 2018-1(RLUP)	249,610	45,302			294,912																												
SARO-BMB-D-0005059	15,206				15,206																												
SARO-BMB-D-0005060	165,600				165,600																												
SARO-BMB-D-0005989	15,655				15,655																												
SARO-BMB-D-0005900	55,235				55,235																												
SARO-BMB-D-0006868	4,243				4,243																												
SARO-BMB-D-0009821	103,420	174,361		19,345	193,706																												
SARO-BMB-D-0009822	13,617				13,617																												
SARO-BMB-D-0011332	259				259																												
SARO-BMB-D-0011334	1,220				1,220																												
SARO-BMB-D-0014190	3,646				3,646																												
SARO-BMB-D-0014544	5,783				5,783																												
SARO-BMB-D-0015359	7,820				7,820																												
SARO-BMB-D-0021301	39,436				39,436																												
SARO-BMB-D-0022329	3,087				3,087																												
SARO-BMB-D-0022330	1,239				1,239																												
SARO-BMB-D-0024492	30,532				30,532																												
Advice to Debit Account																																	
Funding Fund (NCA Issued by BTR)																																	
Tax Remittance Advice Issued (TRA)																																	
Cash Disbursing Ceiling (CDC)																																	
Cash Availment Authority (NCAA)																																	
(CDI) BTR, Doc Stamps etc																																	
Total	719,552	219,917		19,345	958,814																												
Summary:		Previous Month		This Month				As of December 31, 2019																									
Total Disbursement Authorities Received		446,184,498		#####				657,318,502																									
NCA																																	
Working Fund		25,694,369						29,942,872																									
TRA																																	
CDC																																	
NCAA																																	
Other (CDC, BTR, Doc. Stamps, Etc.)																																	
Less: Noticed of Transfer Allocation (NTA) ISSUED																																	
DISBURSEMENT AUTHORITIES AVAILABLE																																	
Less: Lapse NCA																																	
Balance of Disbursement Authorities to date																																	
Certified Correct:																																	
																																	
MARLENE A. MONTANO																																	
Adg. Chief Accountant																																	
Approved by:																																	
																																	
HON. ALI PANICO																																	
MAN M. BALINDONG																																	
Speaker																																	

560,525,685
 519,505,234
 41,019,451

171,114,552
 212,134,003
 (41,019,451)

731,640,237
 731,640,237
 (0)